



CITY

60198



 [LEGO.com/city](https://www.lego.com/city)

1



2





3

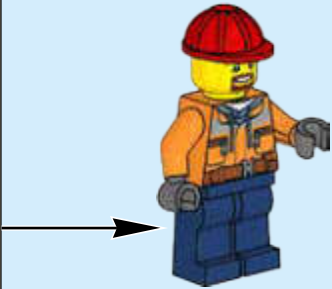
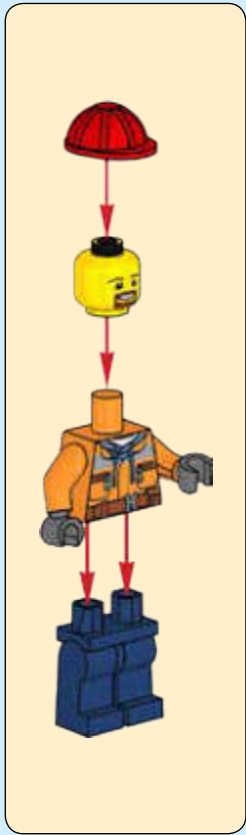


4







LEGO.com/brickseparator

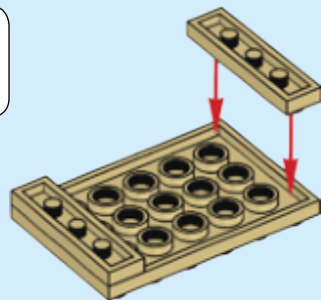
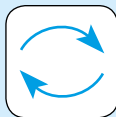




1




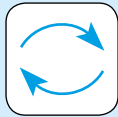
2





2x

3

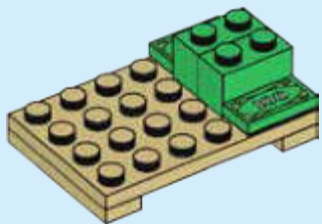


6



2x

4

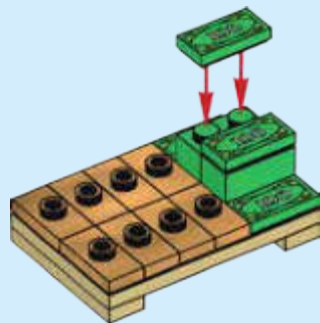


2x



8x

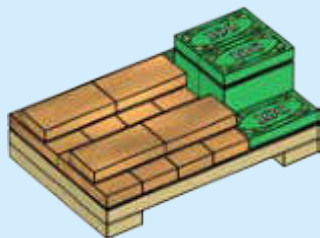
5





4x

6




8



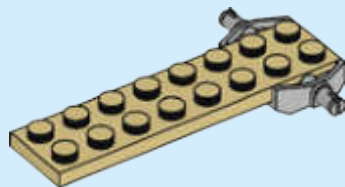
1x


1



1x

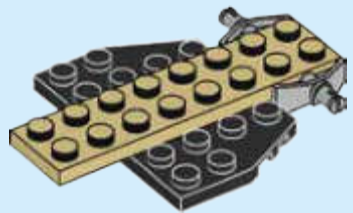
2








1x

3

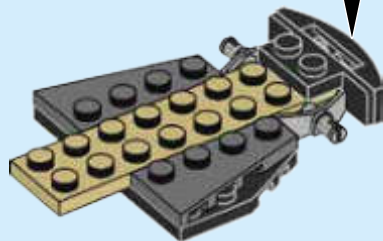
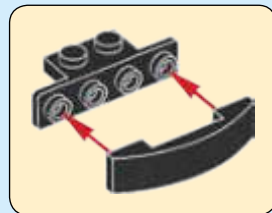




4



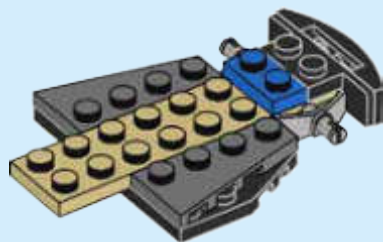
5





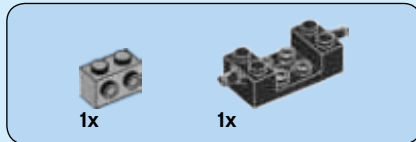
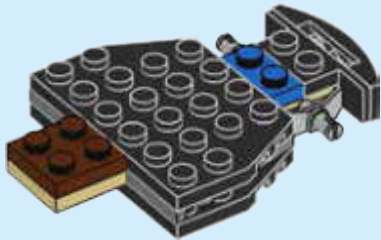
1x

6

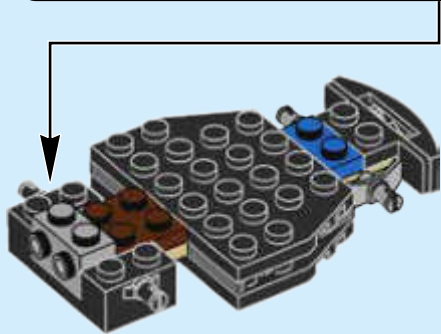
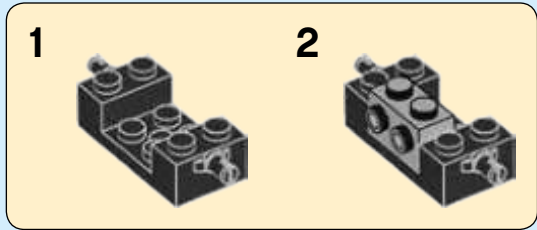




7



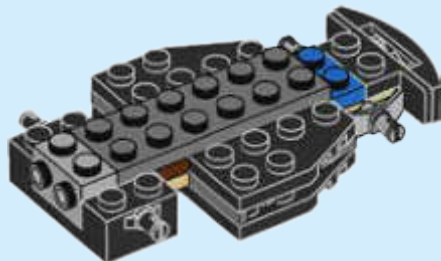
8





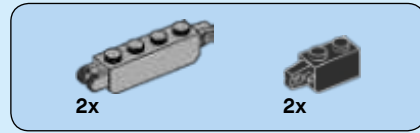
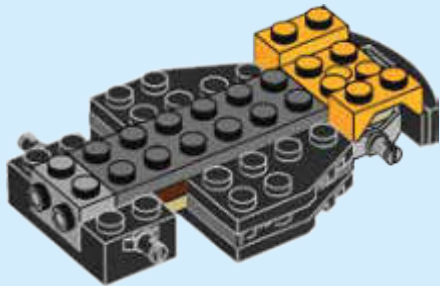
1x

9

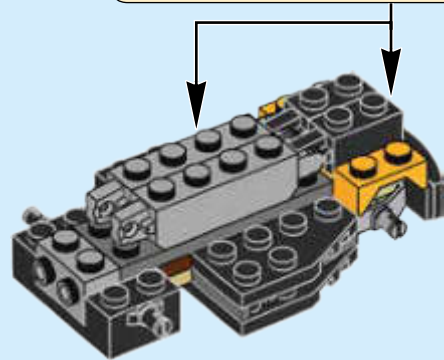
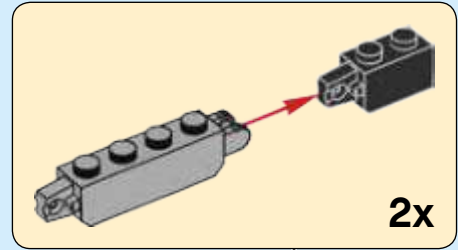




10



11



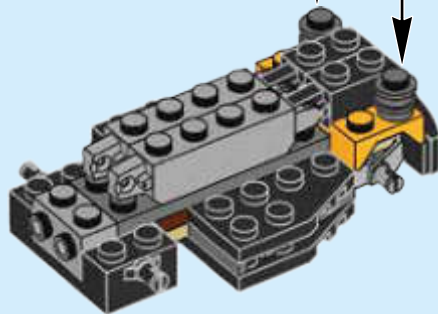


4x

12



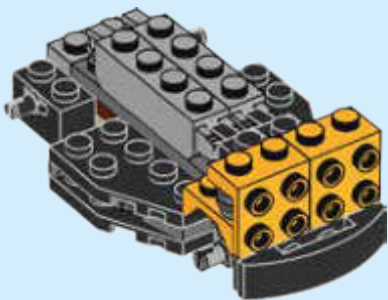
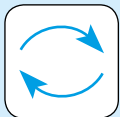
2x






2x

13



1x

14






1x

15

1



2



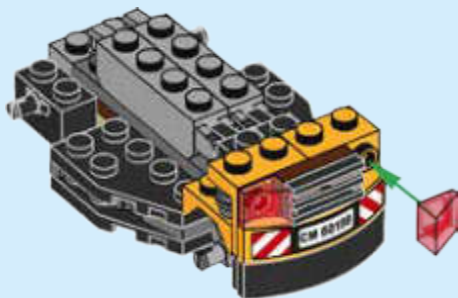


1x



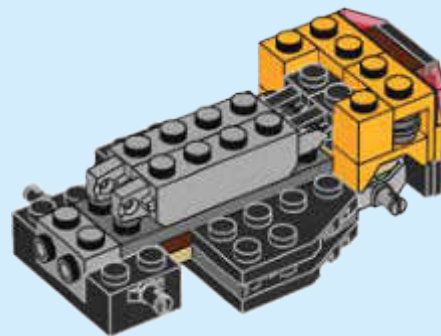
2x

16



2x

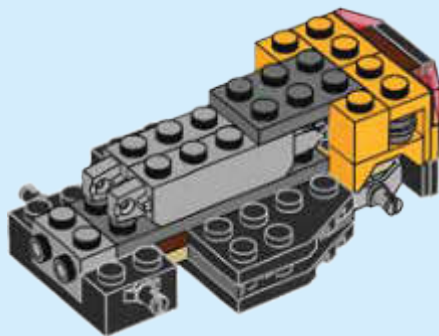
17





1x

18

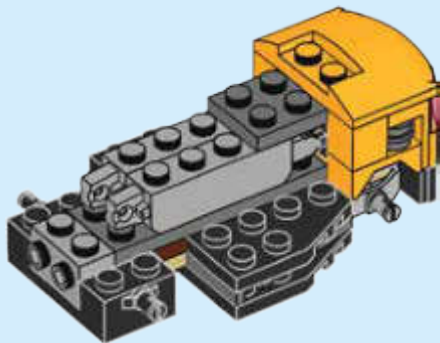


20



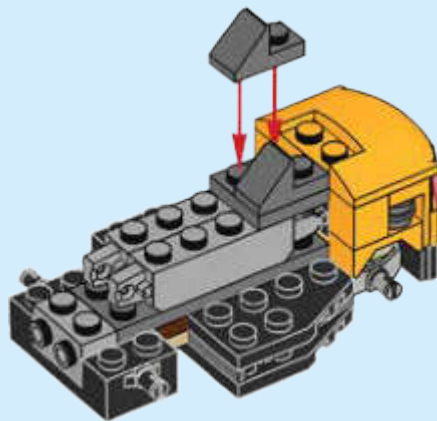
1x

19



2x

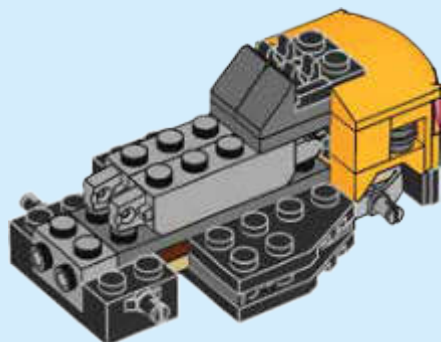
20





2x

21

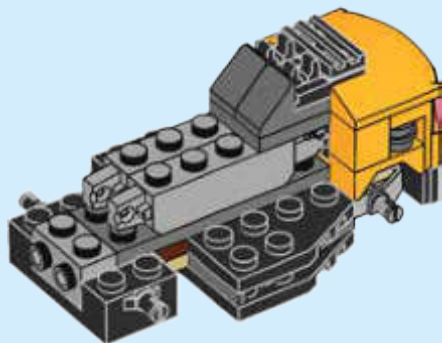


22



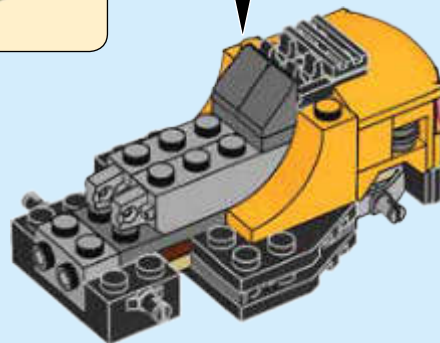
1x

22



2x

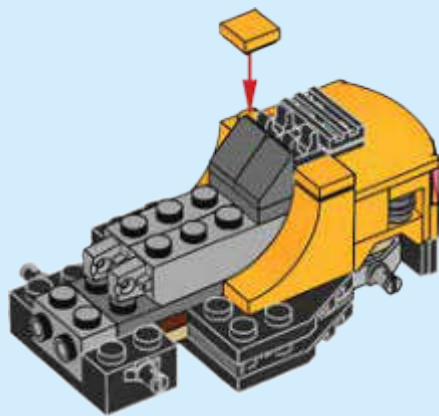
23





2x

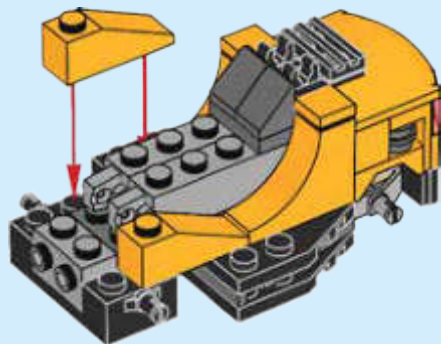
24





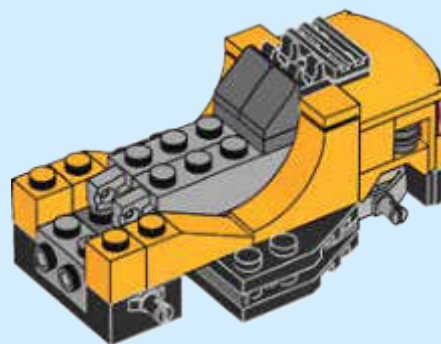
2x

25



2x

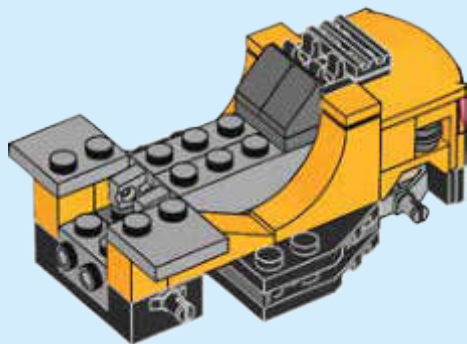
26





2x

27

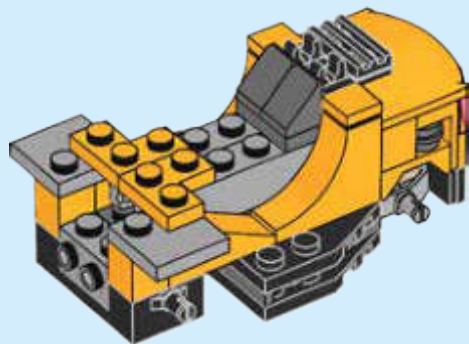


26



2x

28

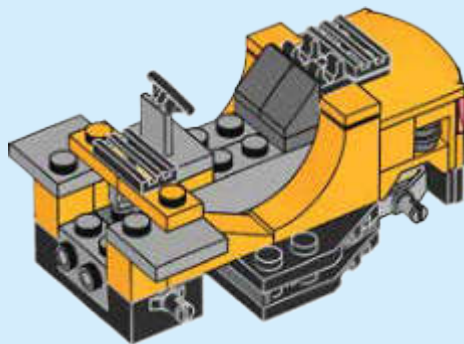


1x



1x

29



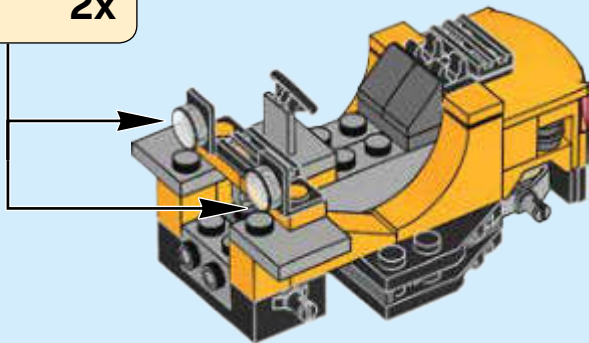
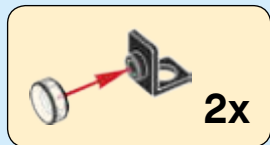


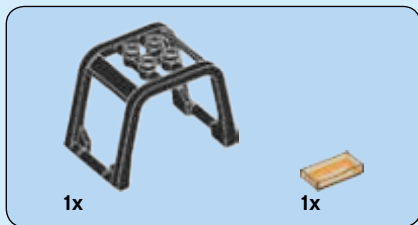
2x



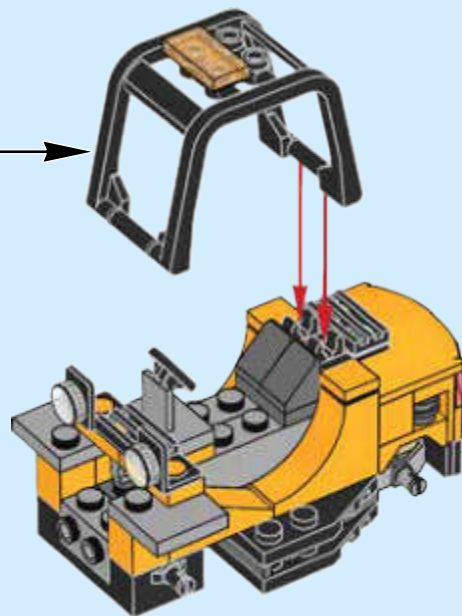
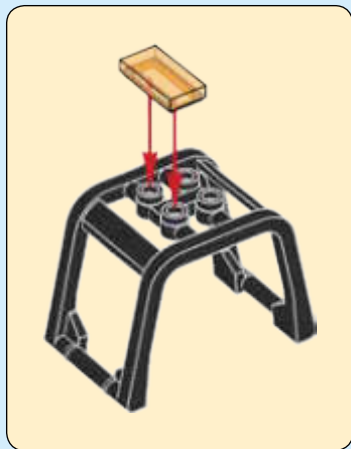
2x


30



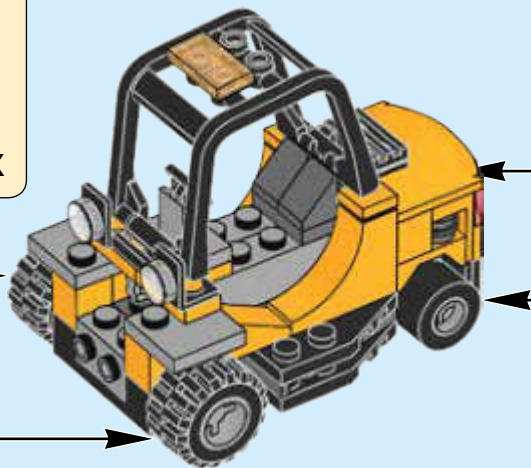
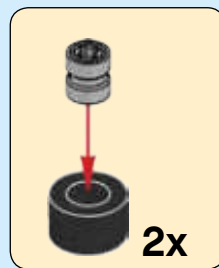
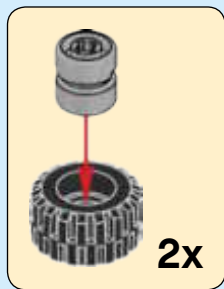


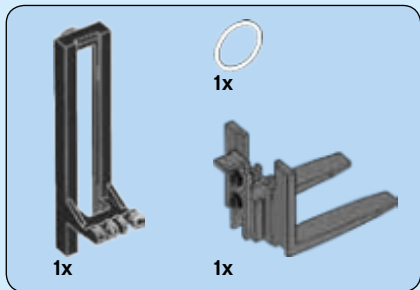
31





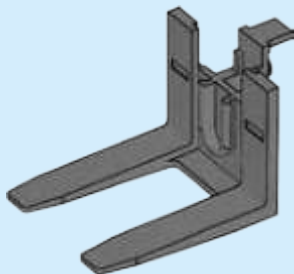
32



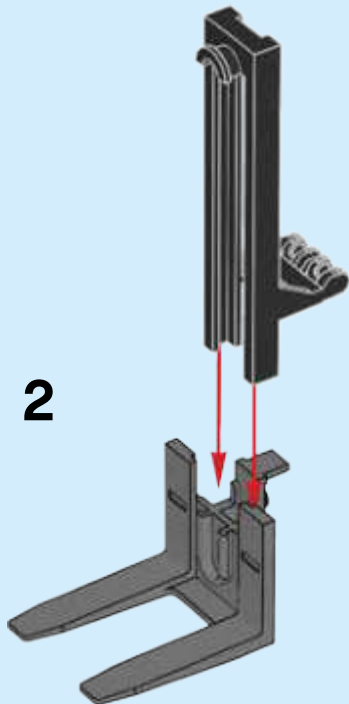


33

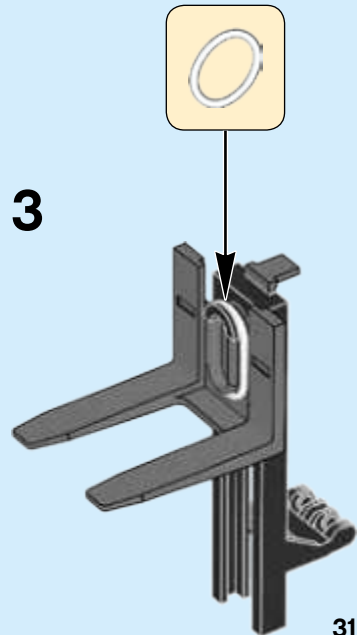
1



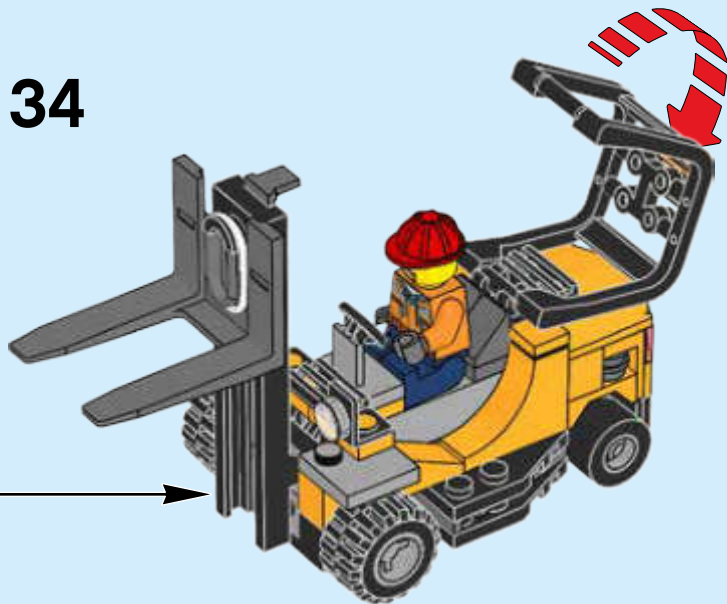
2



3



34

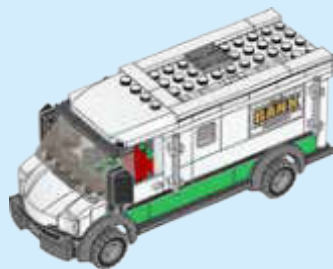

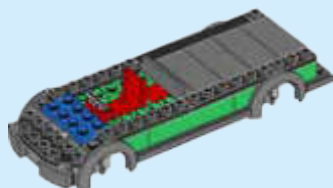


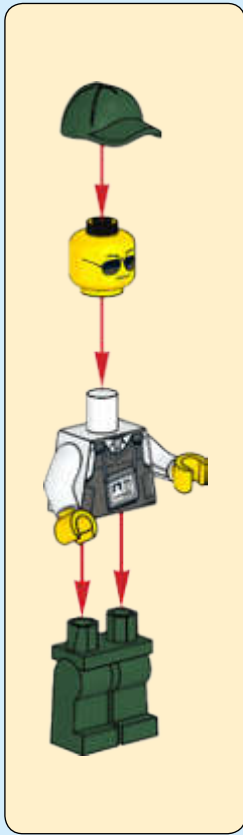




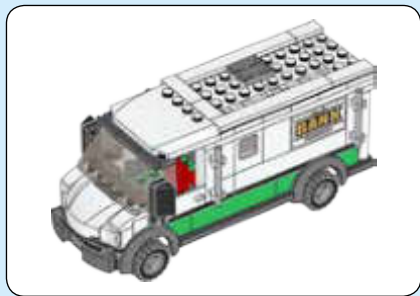
CITY

60198










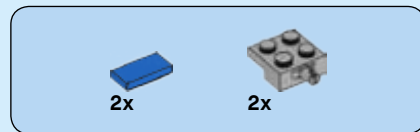

1x

1

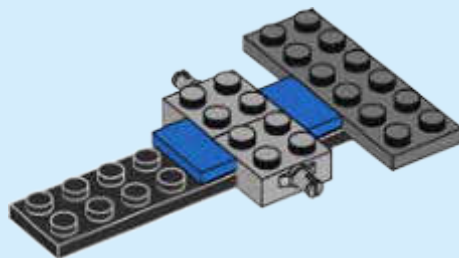





2




3






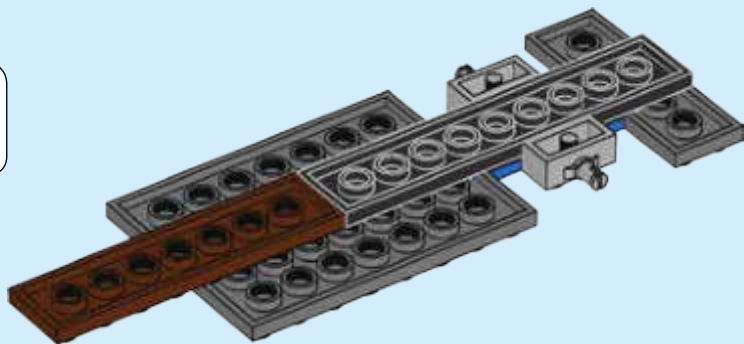
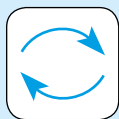
4



6



5



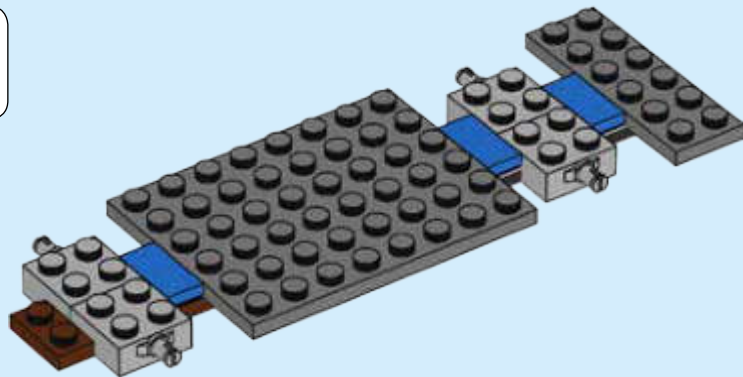
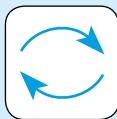


1x



2x

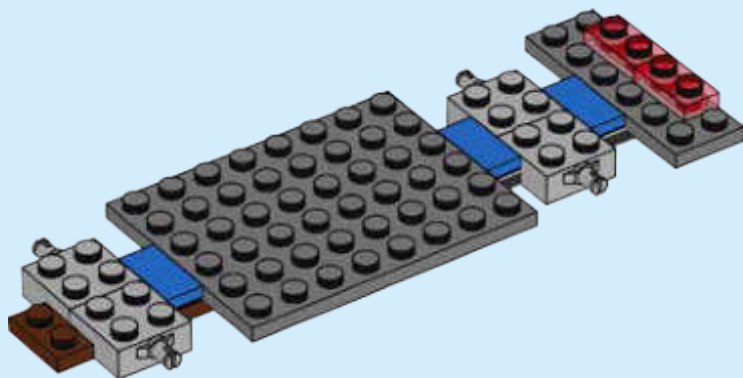
6






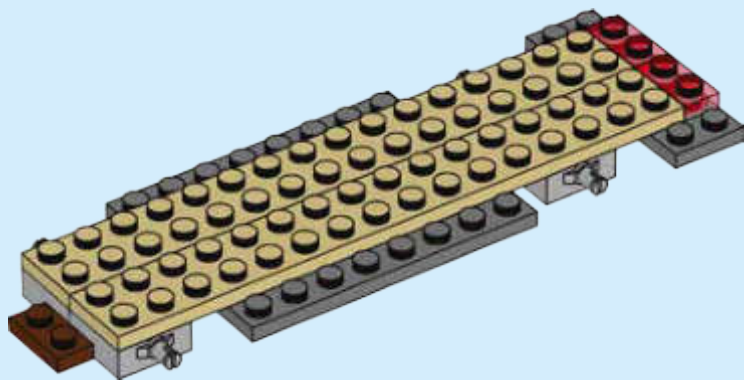
2x

7



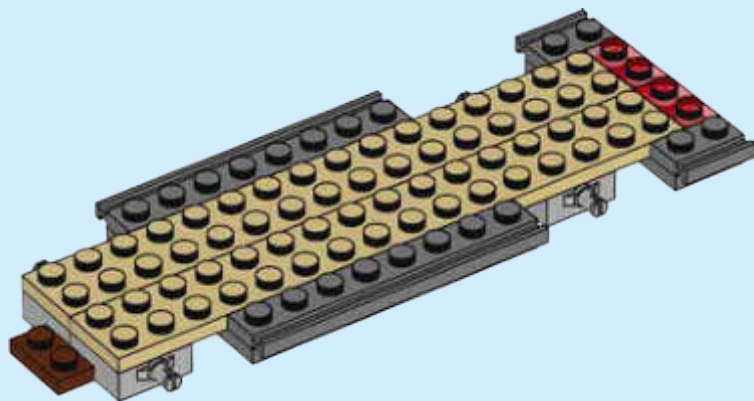


8





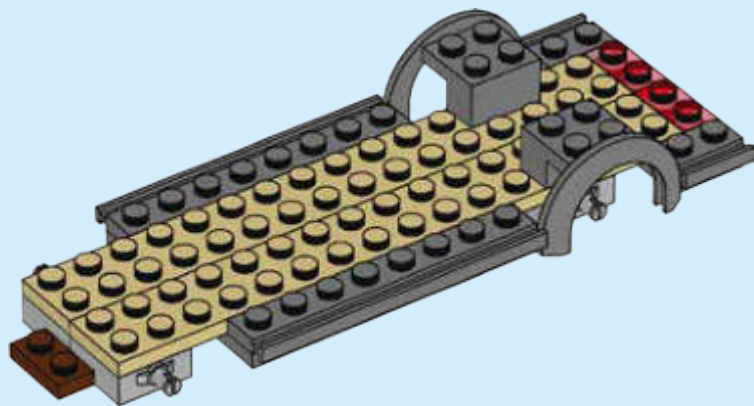
9





2x

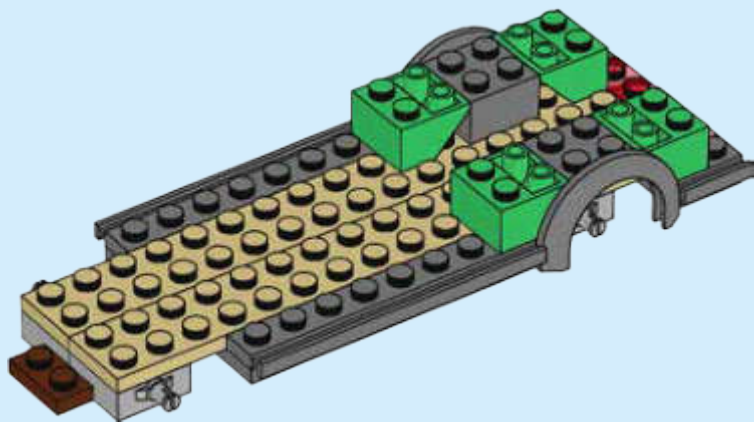
10






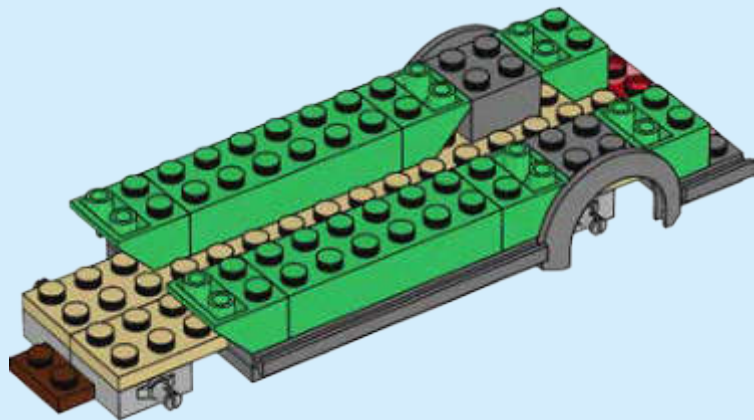
4x

11





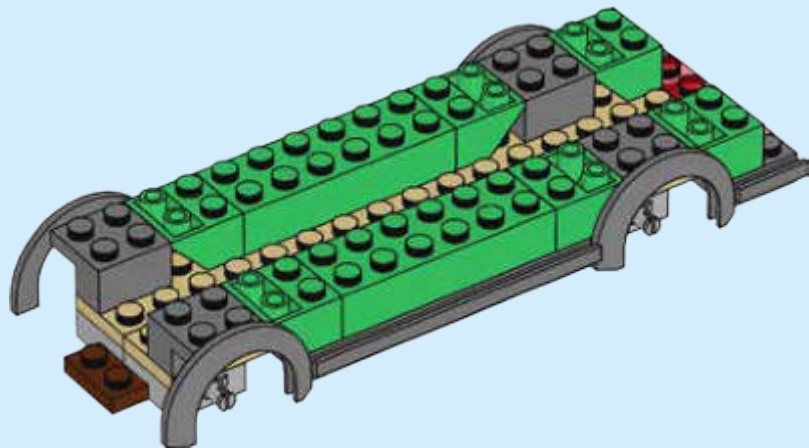
12





2x

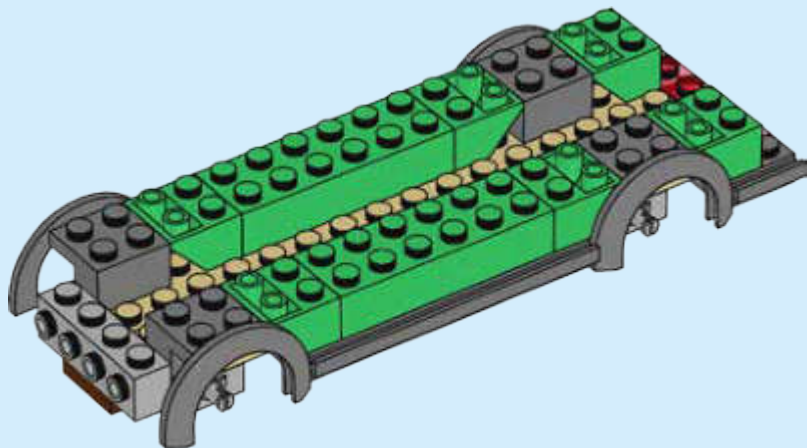
13






1x

14



16




15


1



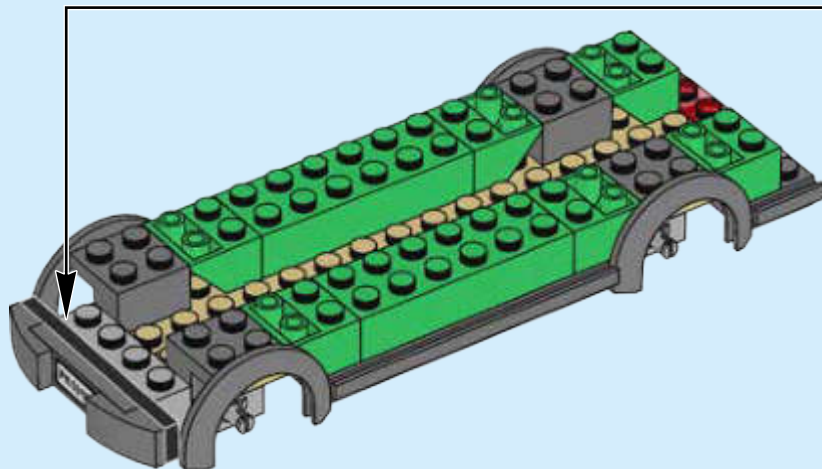
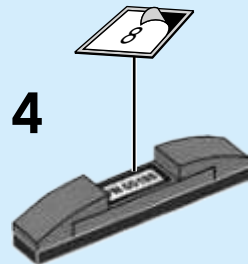
2



3



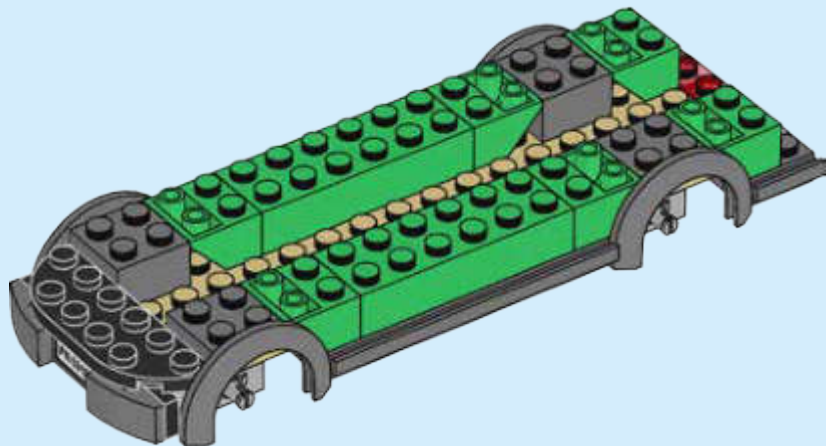
4





1x

16

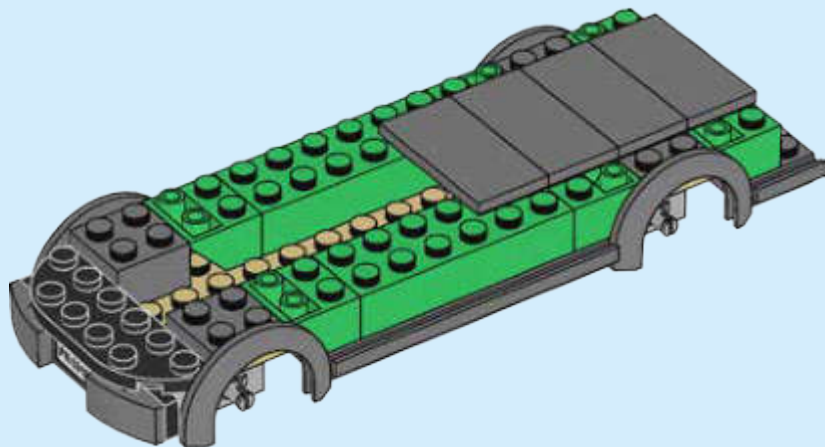


18



4x

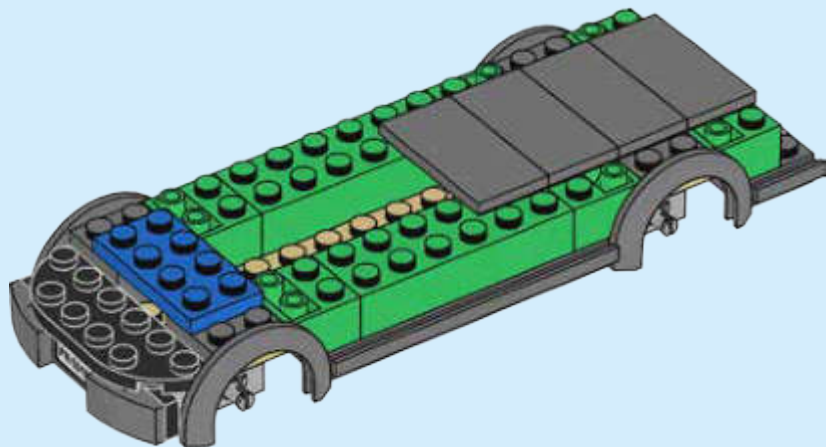
17



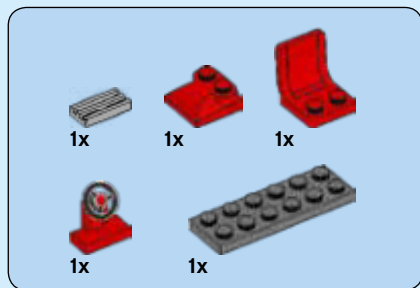


1x

18




20

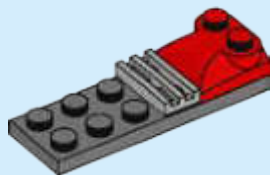


19

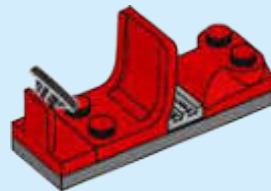
1

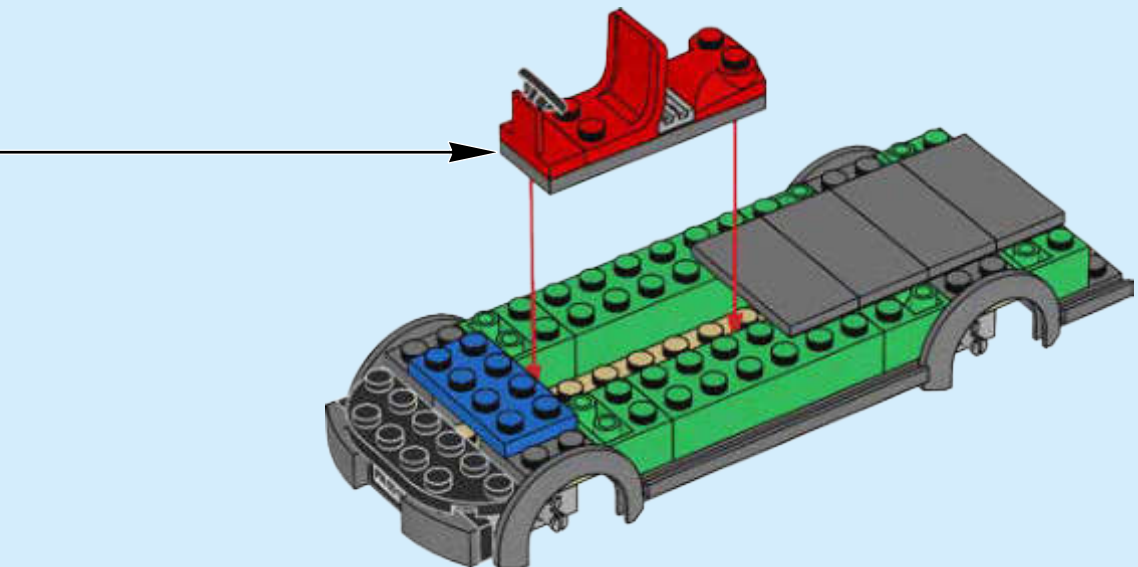


2



3

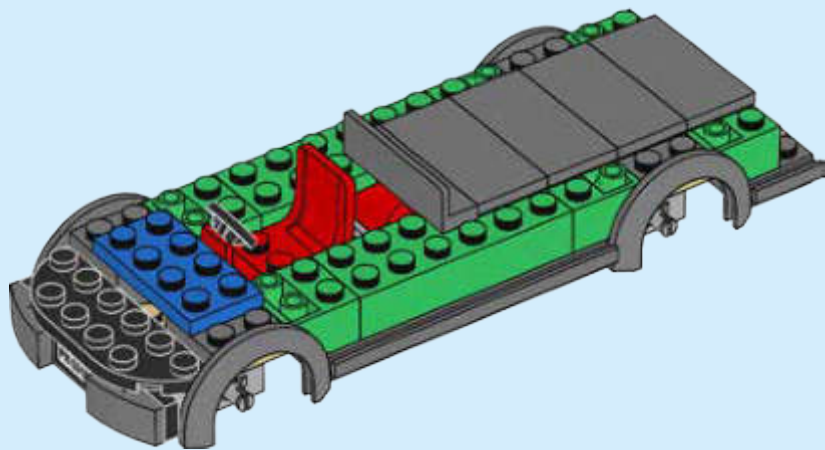







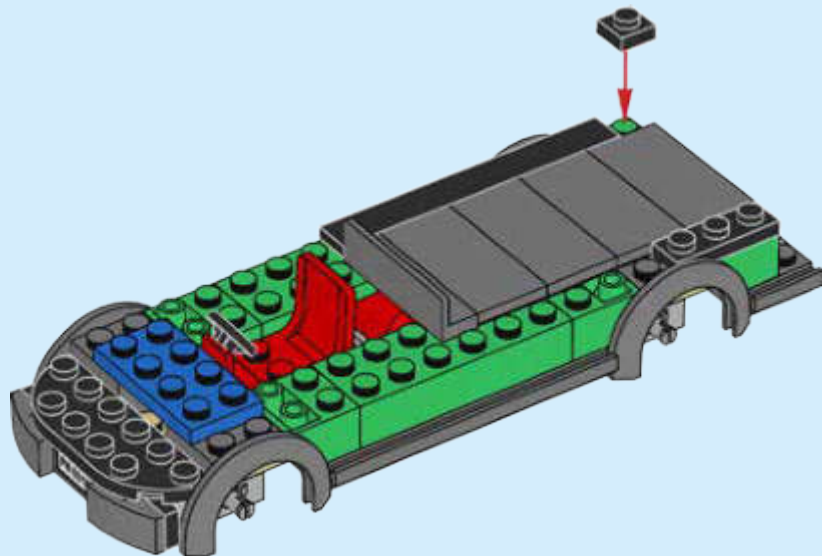
1x

20





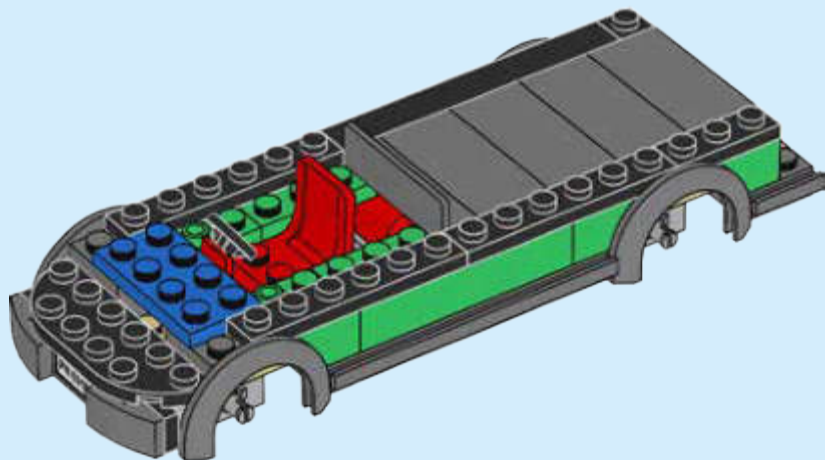
21





3x

22



3

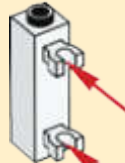


2x

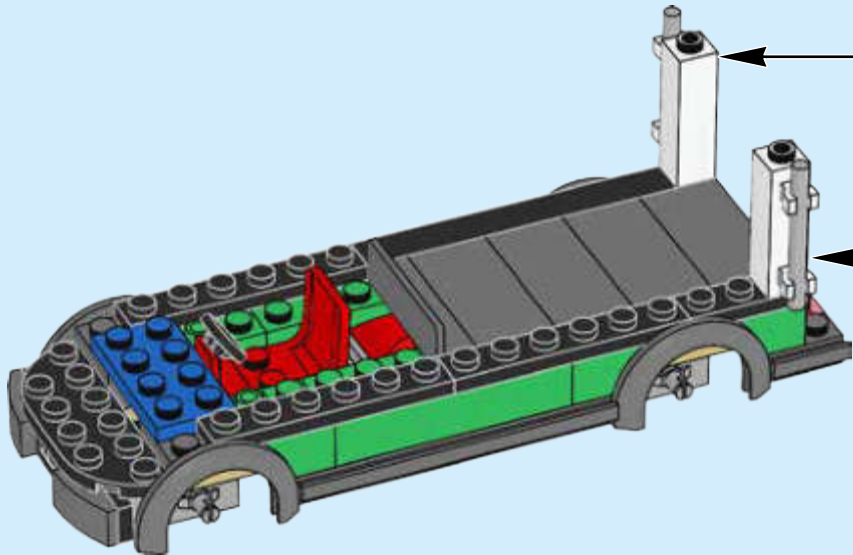



2x

23

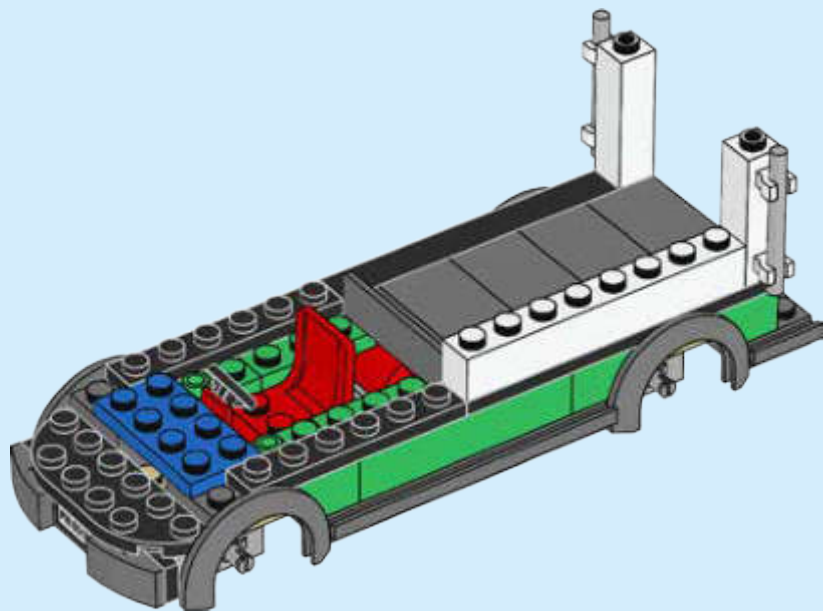


2x





24






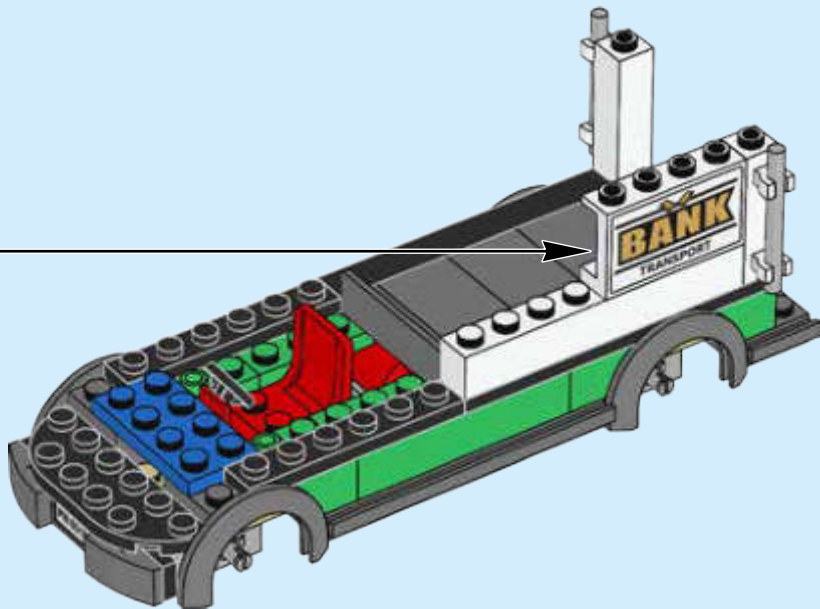
1x

25

1



2

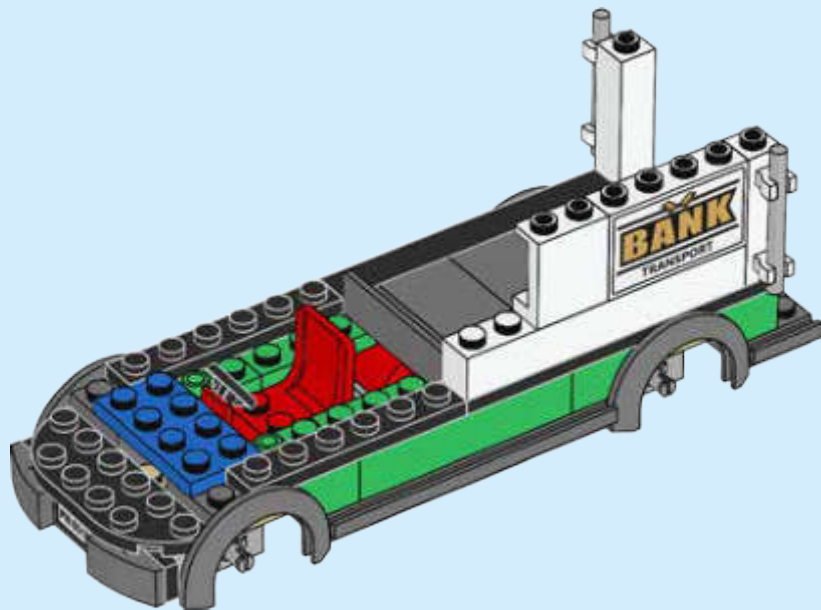


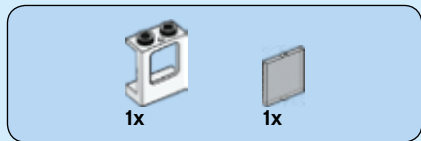
28



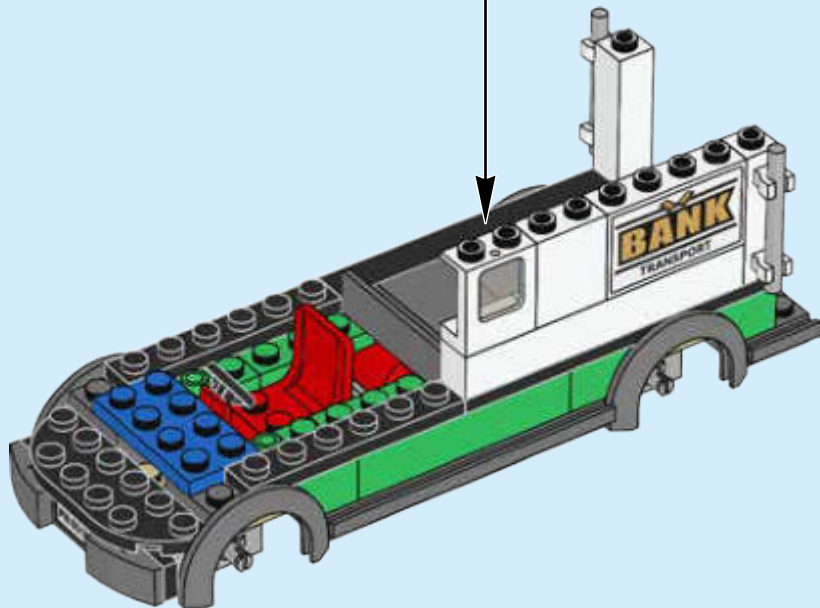
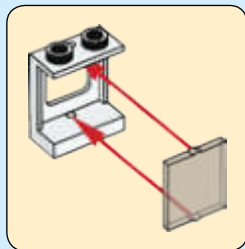
1x

26





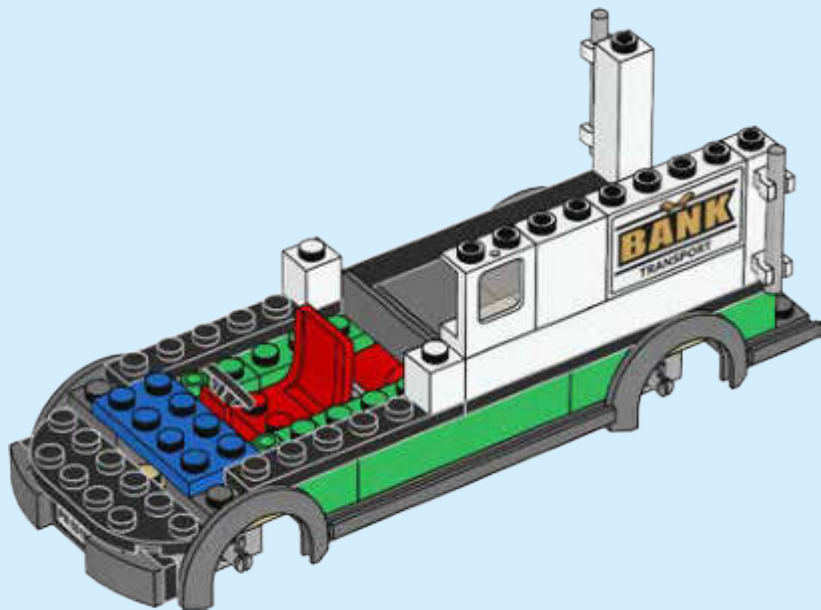
27

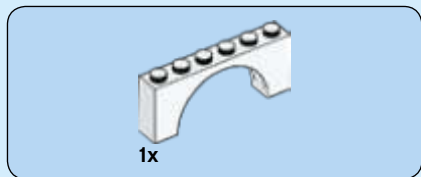




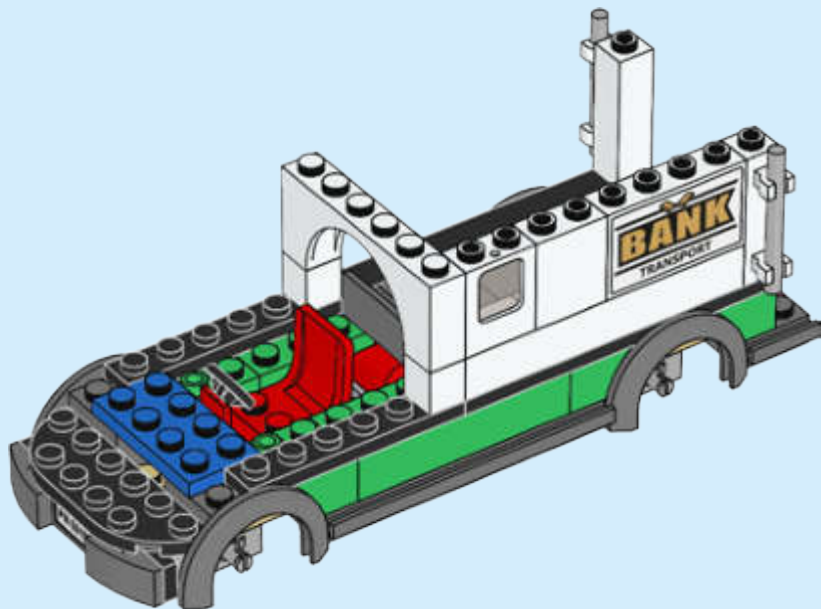
2x

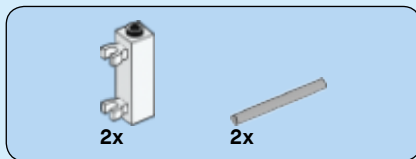
28



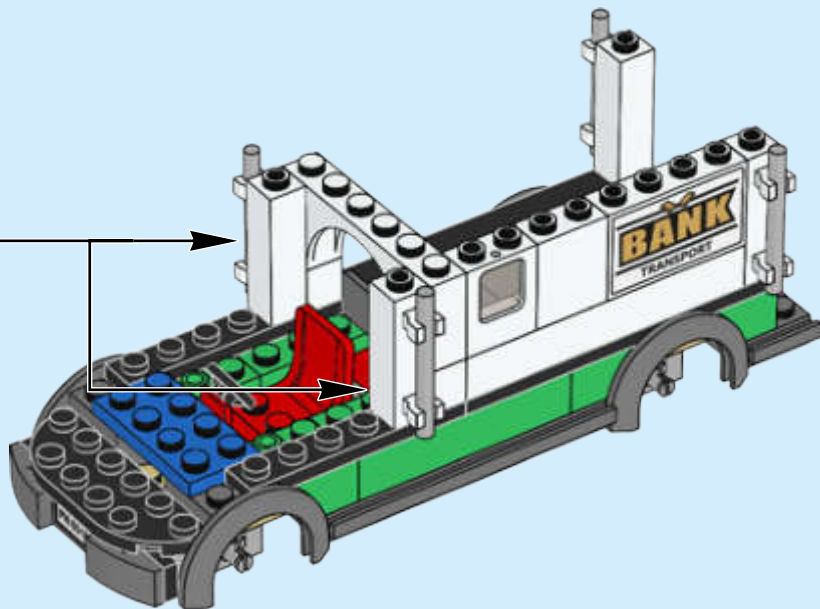
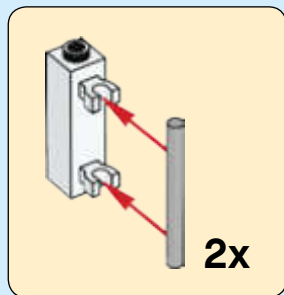



29



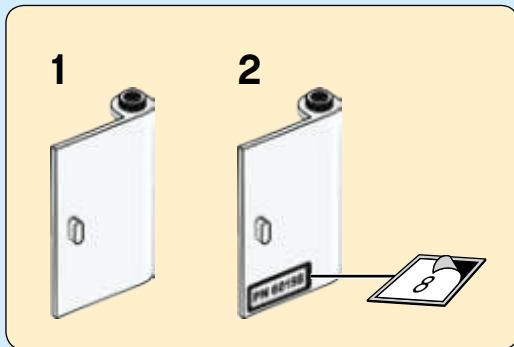
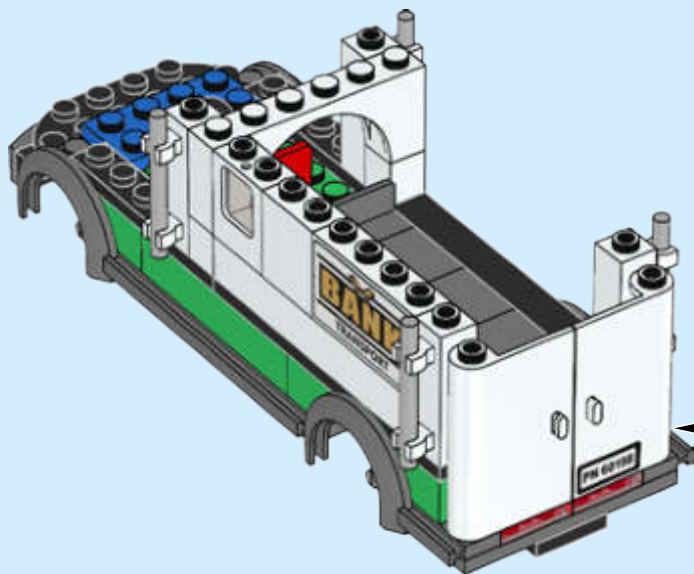


30





31

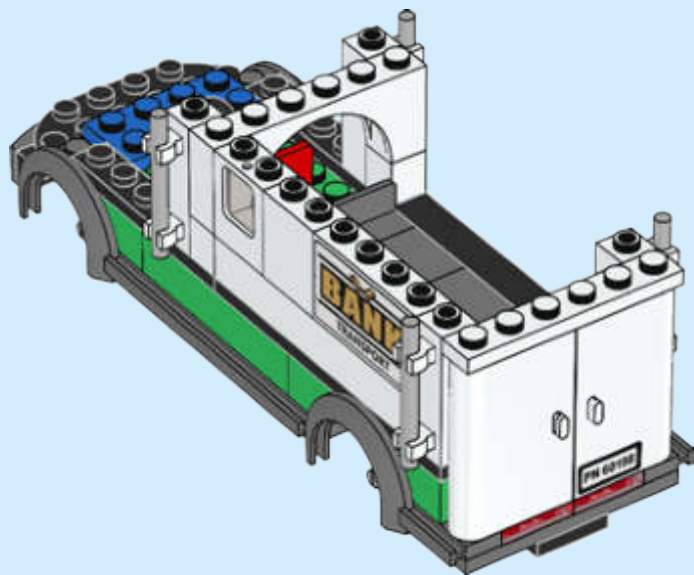


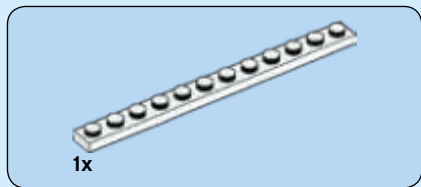
34



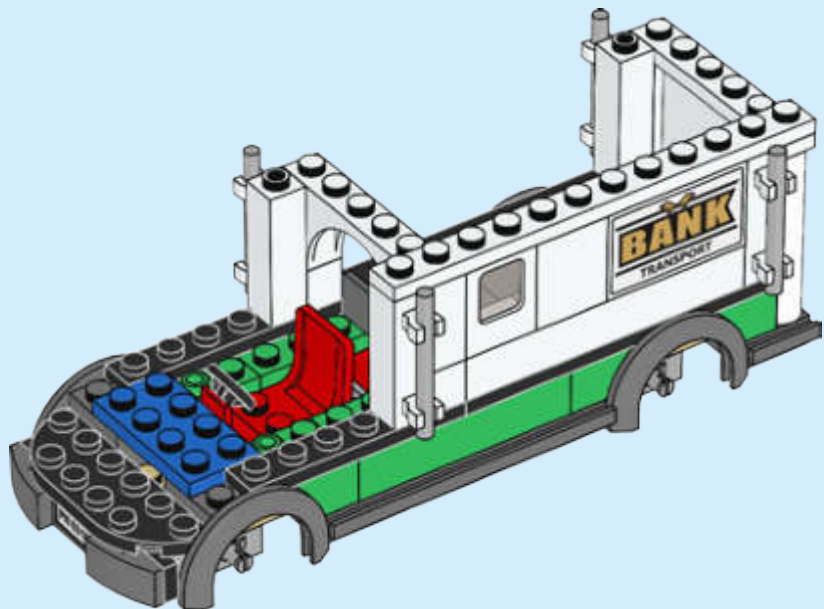
1x

32





33



36

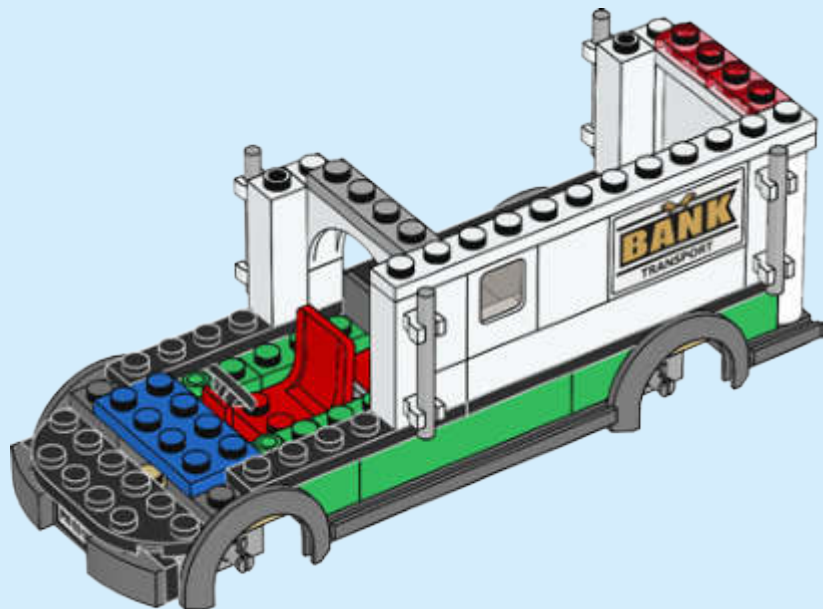


2x



1x

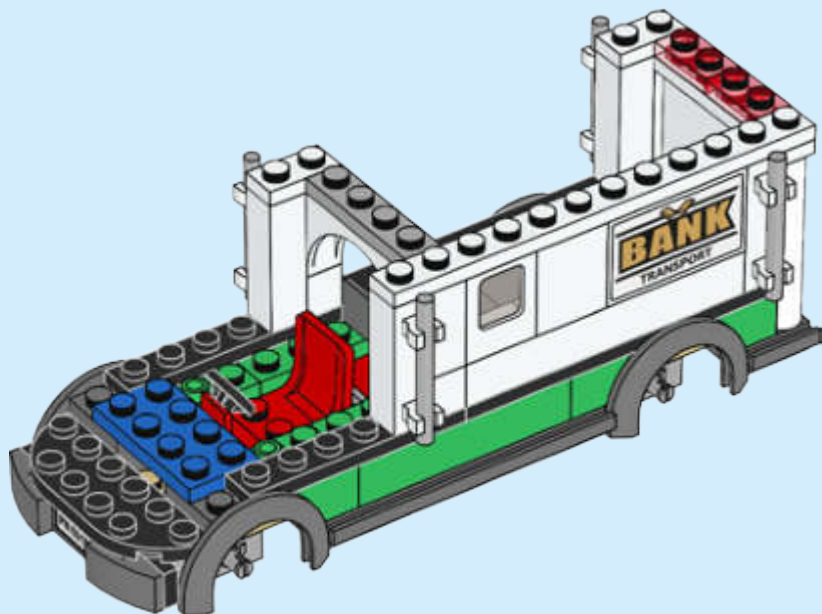
34



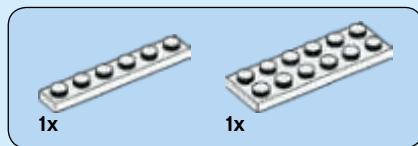


2x

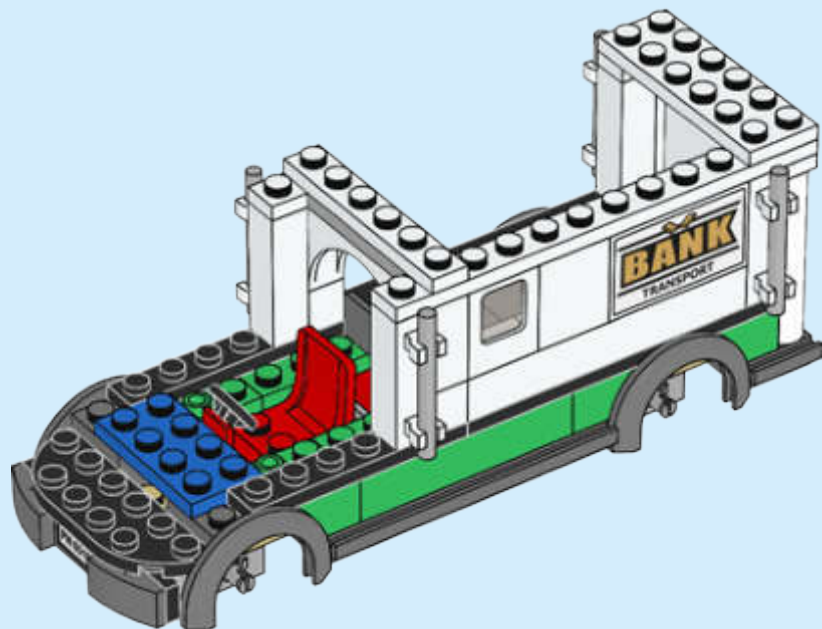
35



38



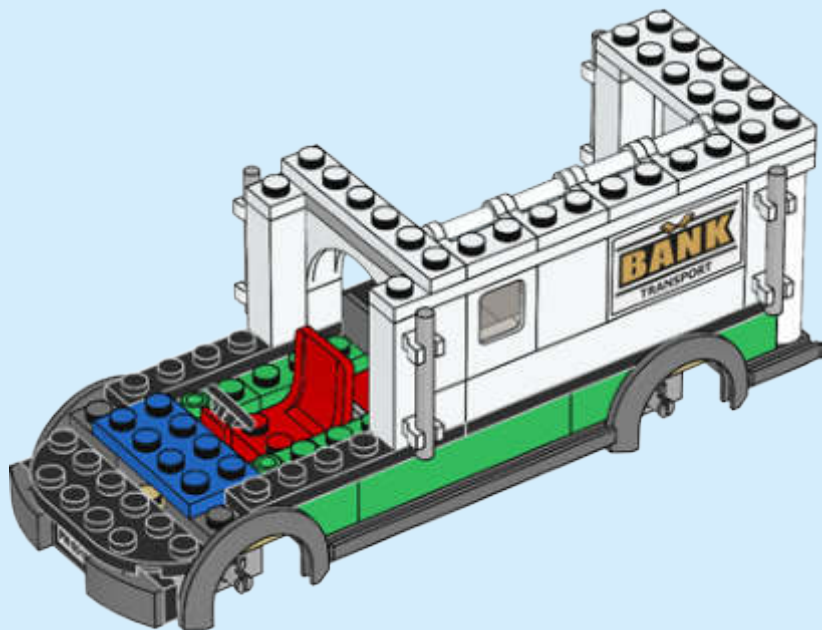
36






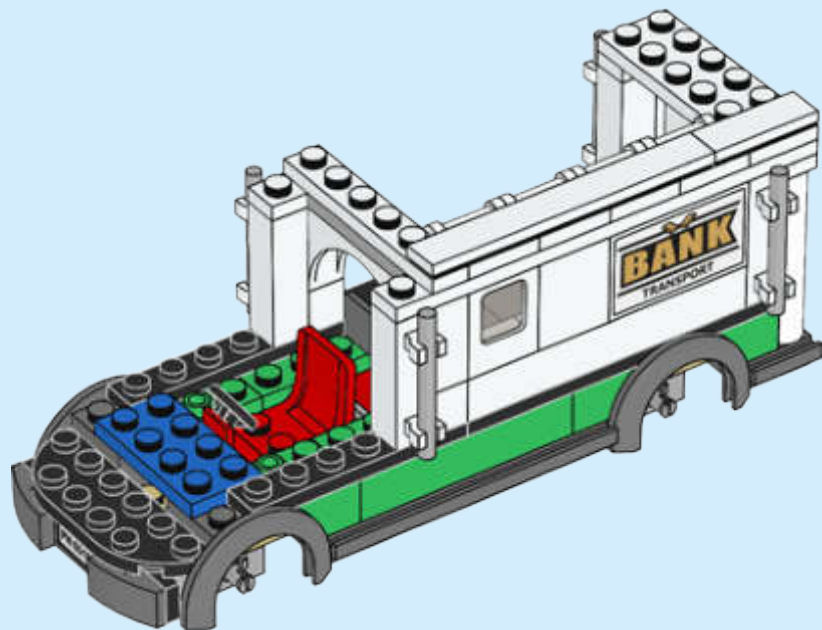
4x

37





38



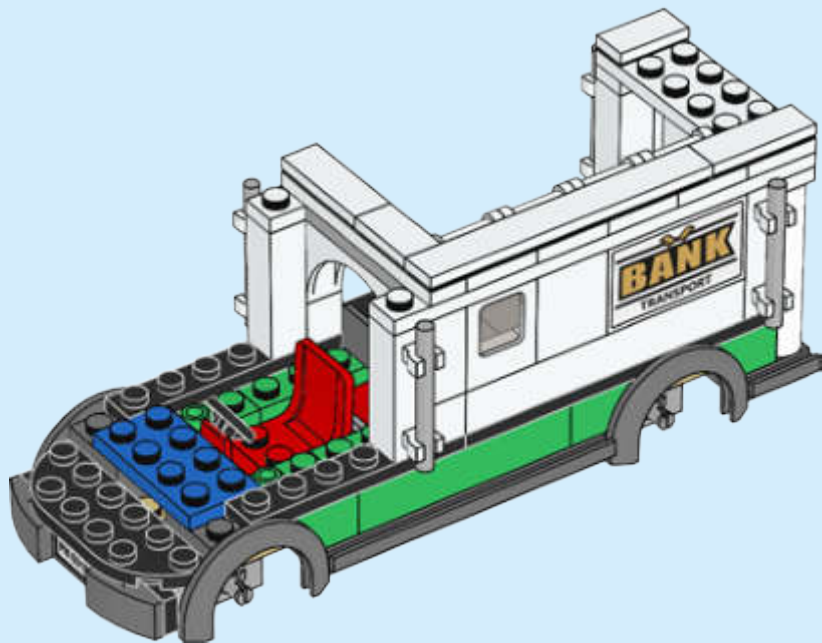


2x



1x

39



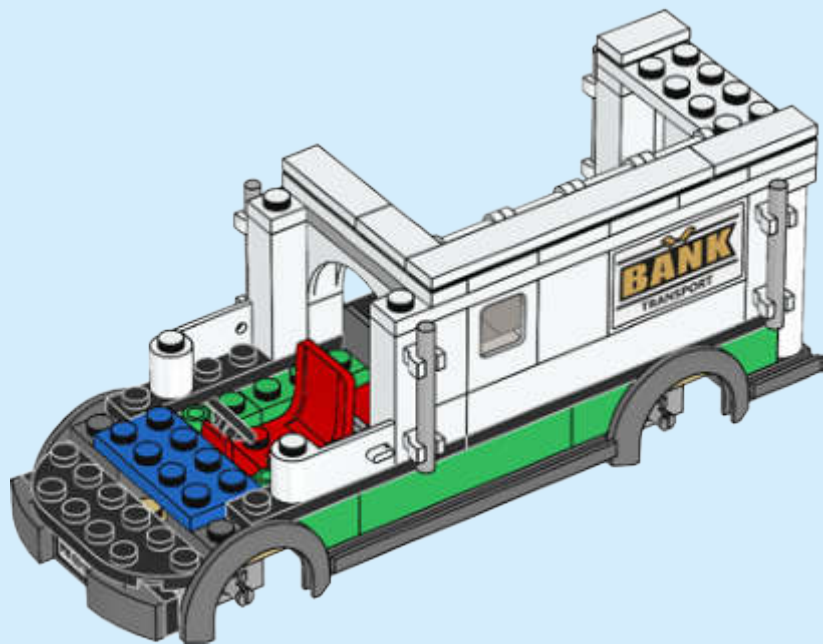


1x



1x

40



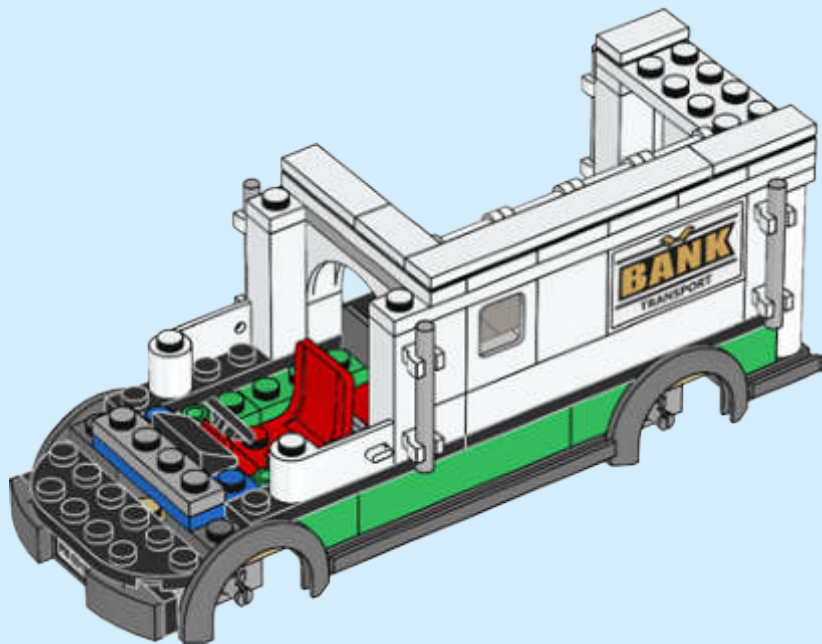


1x



1x

41

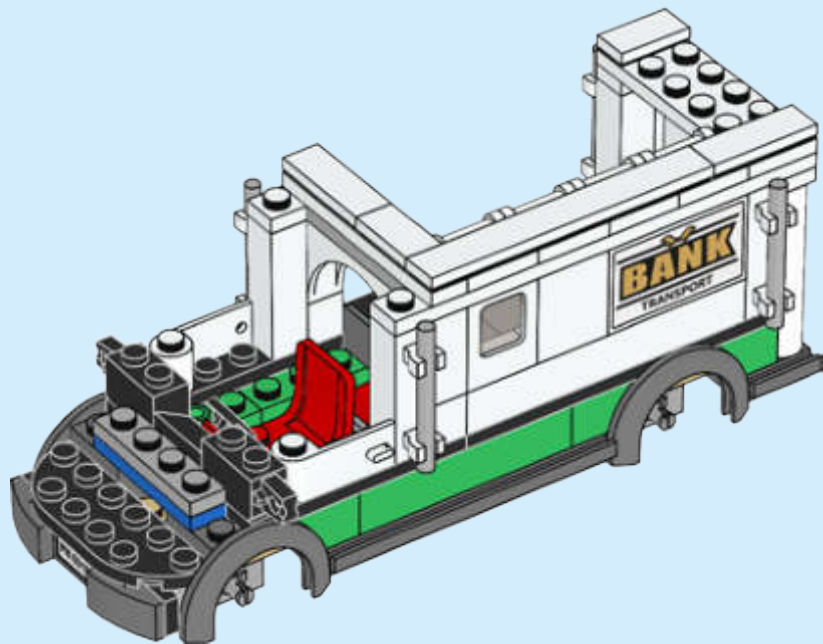


44



2x

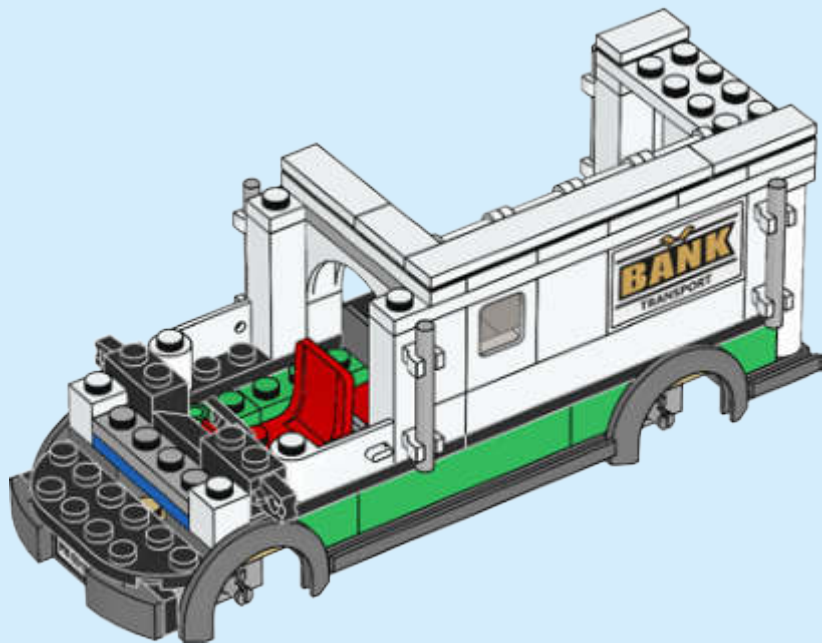
42





2x

43

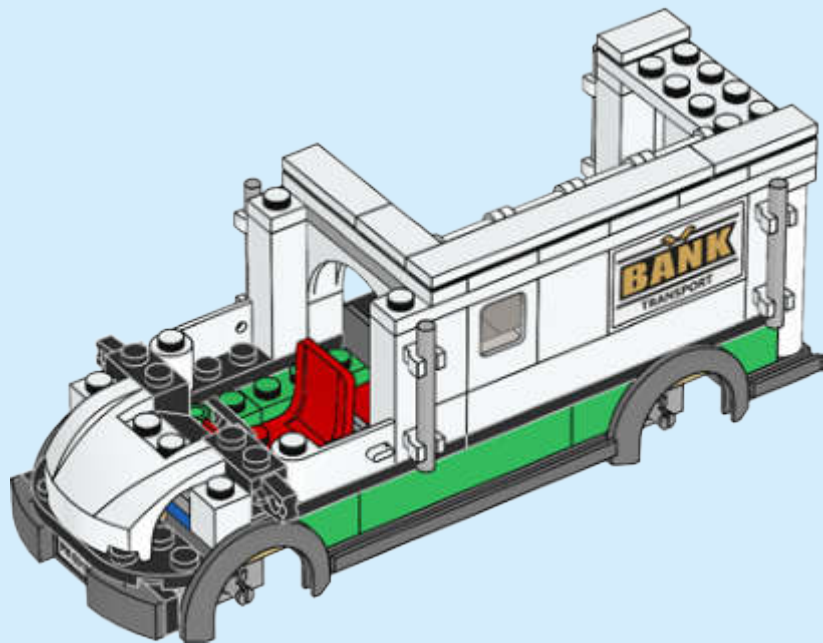


46



1x

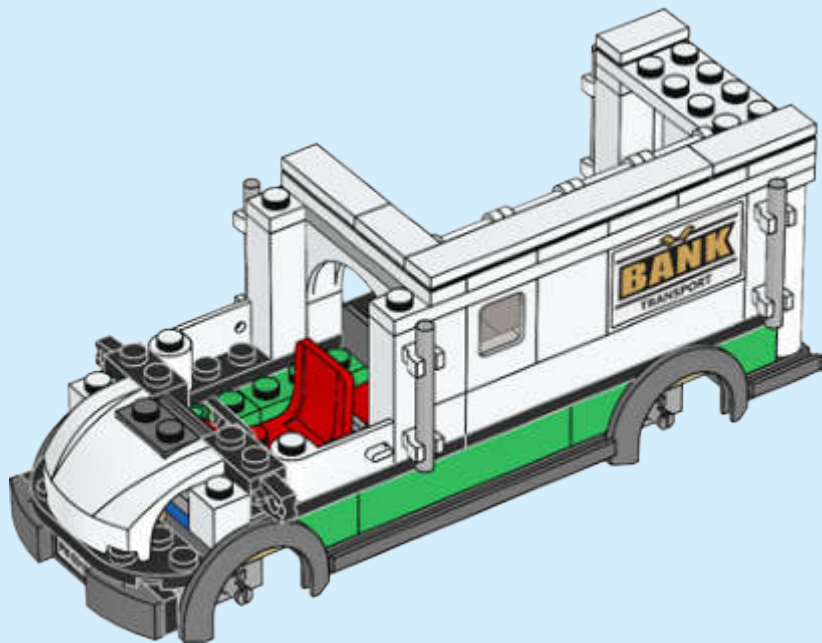
44





1x

45



48

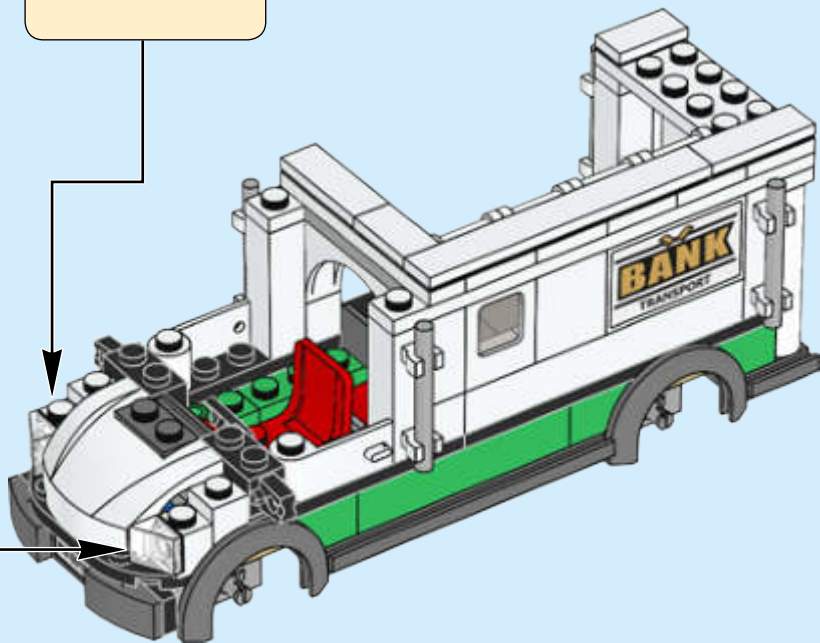
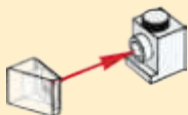
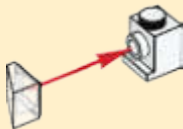


2x



2x

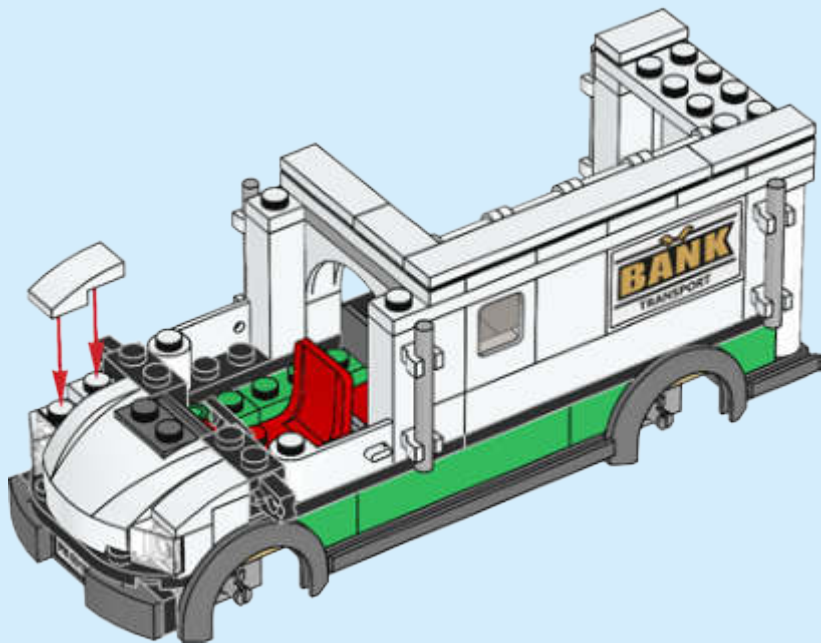
46





2x

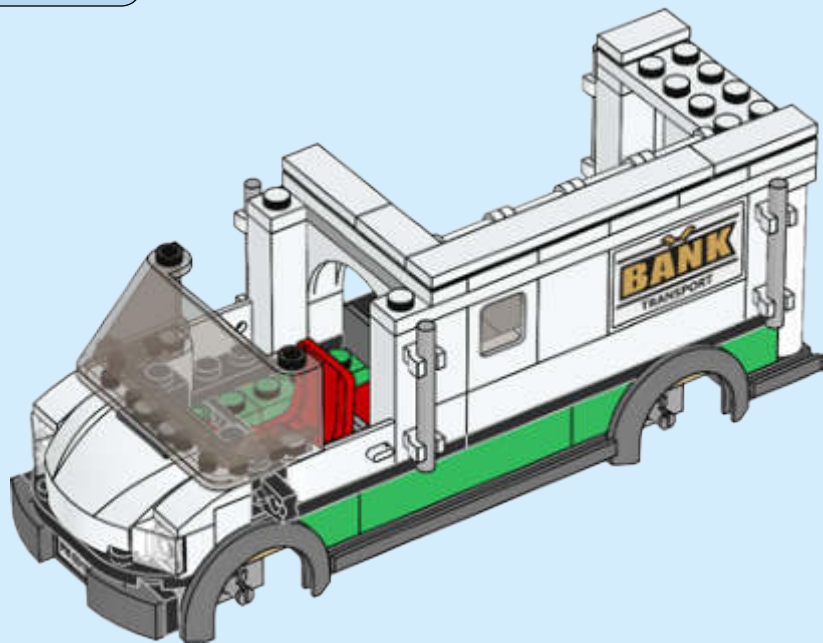
47

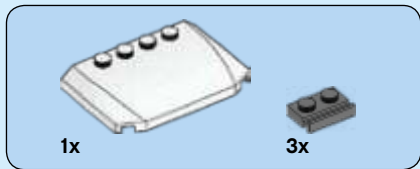


50



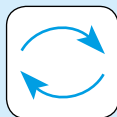
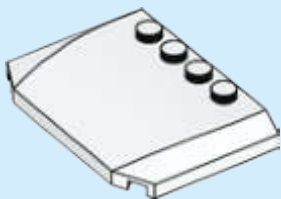
48



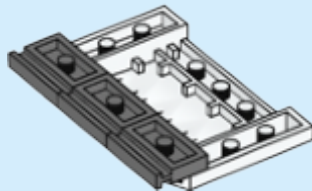


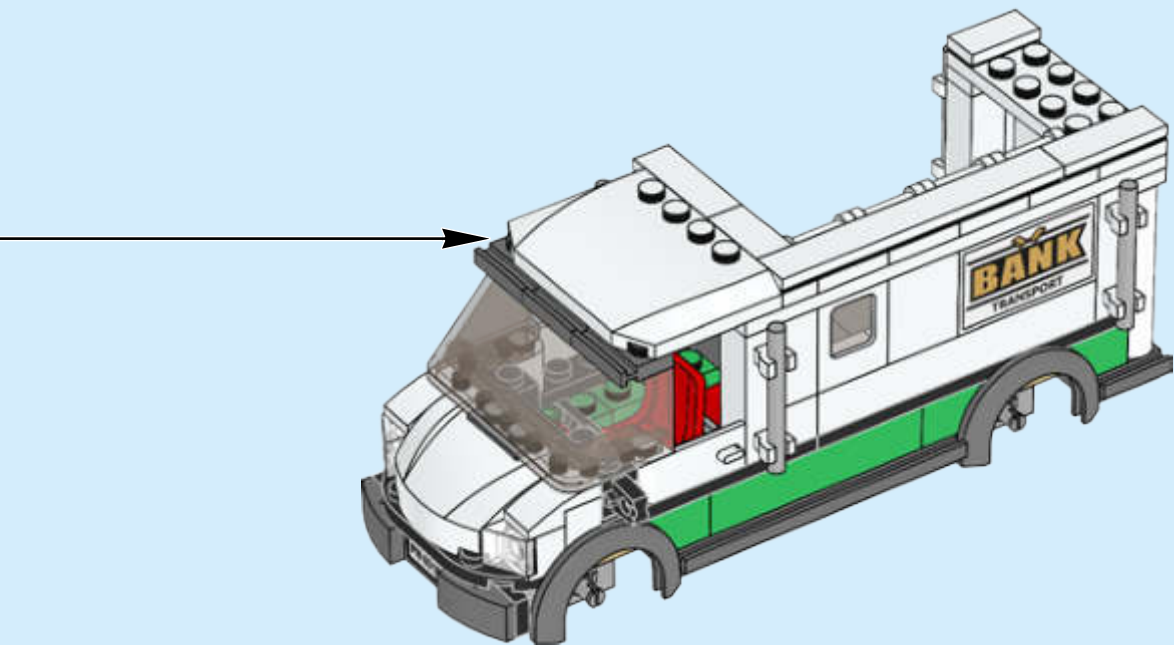
49


1



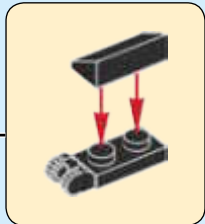
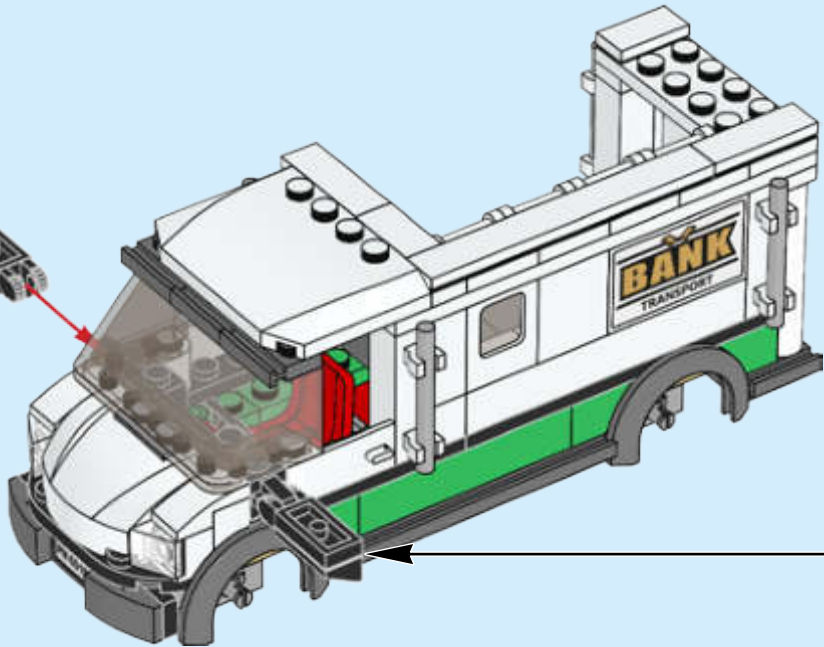

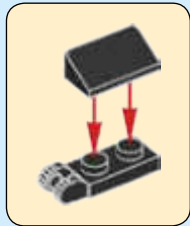
2



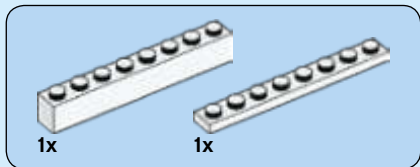




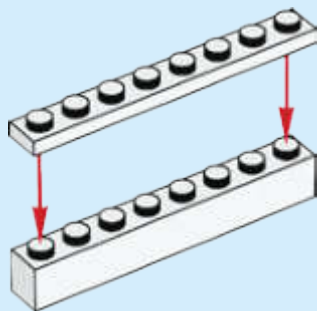
50




54

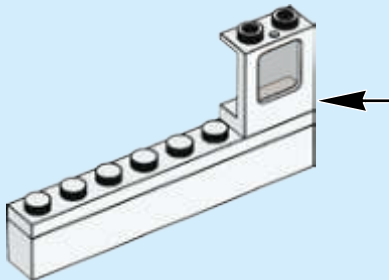
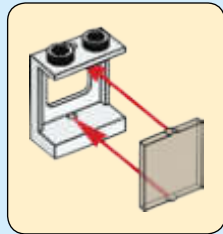


51

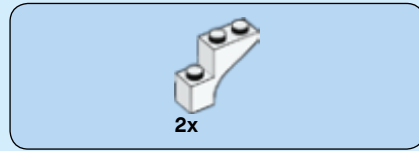




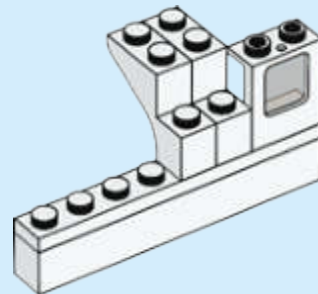
52



56



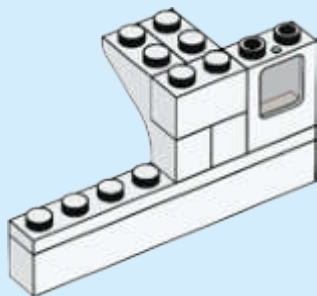
53





1x


54



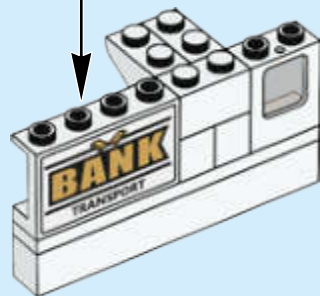
1x

55

1



2





2x

56



58



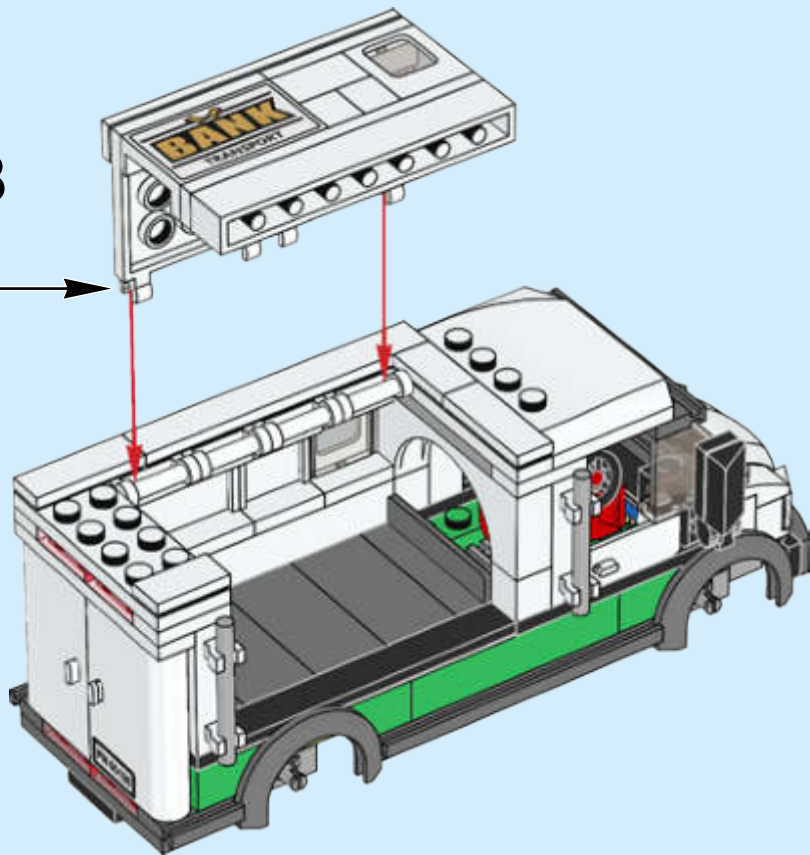
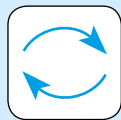
1x

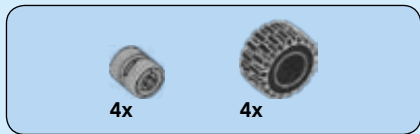
2x

57

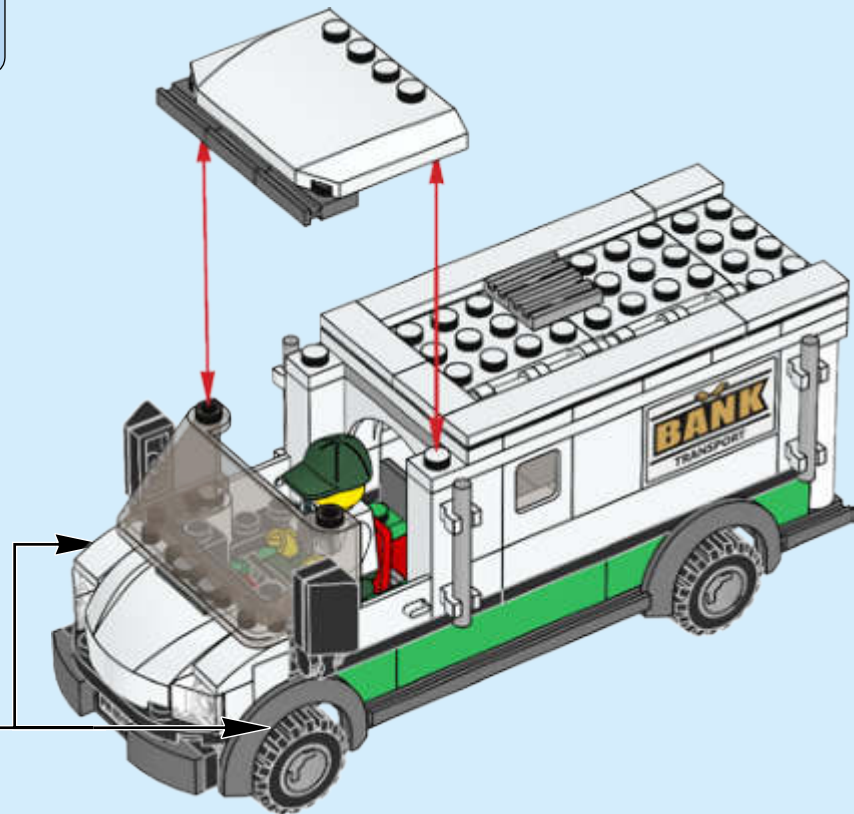
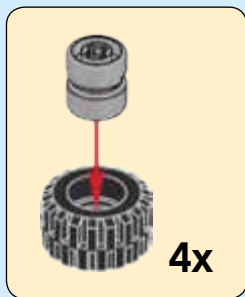
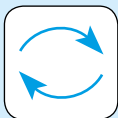


58





59



60



CITY



60170



60171



60176



60172



60173



60174





CITY

60183



60177



60182



60180



60181



60179



60178



LEGO.com/city



CITY



60184



60185



60186



60188





WIN

GO TO WWW.LEGO.COM/PRODUCTFEEDBACK AND
GIVE US YOUR SHORT **FEEDBACK** ABOUT THIS
LEGO® SET FOR A CHANCE TO WIN
A COOL LEGO PRIZE.

Terms & Conditions apply

LEGO.com/productfeedback

GEWINNE

Erzähle uns auf
www.LEGO.com/productfeedback

etwas über die Erfahrungen, die du mit
diesem LEGO® Set gemacht hast, und
sichere dir die Chance auf einen coolen
LEGO Preis!

Es gelten die Teilnahmebedingungen

GAGNE

Rends-toi sur
www.LEGO.com/productfeedback

et donne-nous quelques commentaires sur
ce produit LEGO® pour avoir une chance
de gagner un prix LEGO !

Voir Conditions Générales

GANAN

Visita
www.LEGO.com/productfeedback

y envíanos tu opinión acerca de este set
LEGO®. ¡Participarás en el sorteo de un
premio LEGO!

Términos y Condiciones aplicables

获取奖品

登录
www.LEGO.com/productfeedback

给出关于此乐高®套装的简短反馈，
就有机会获得炫酷乐高奖品

《条款及条件》适用

LEGO and the LEGO logo are trademarks of the LEGO Group. ©2018 The LEGO Group.

6245903



CITY

60198



EN

Save this leaflet because it contains important information.

Important information about batteries

Never use different types of batteries together, or a combination of old and new batteries. Always remove the batteries if the product is not to be used for a long time or if the batteries have run down. Never use damaged batteries. Only use batteries of the type recommended, or a corresponding type. Insert the batteries so that the poles are correctly positioned. Rechargeable batteries must be recharged using the correct battery charger under the supervision of an adult. You cannot recharge batteries while they are still in the product, and you must never try to do so. Never attempt to recharge non-rechargeable batteries. Never short-circuit the battery holder.

HUB NO. 4

HANDSET NO. 2

The LEGO Group hereby declares that above product/products comply with the essential requirements and other relevant provisions of Directive 2014/53/EU.

Complete declaration on WWW.LEGO.COM

DE

Wichtige Informationen zu Batterien

Benutzen Sie niemals unterschiedlich Arten von Batterien oder alte und neue gleichzeitig. Nehmen Sie stets die Batterien heraus, wenn mit dem Modell längere Zeit nicht gespielt wird oder wenn die Batterien leer sind. Verwenden Sie niemals beschädigte Batterien. Verwenden Sie ausschließlich empfohlene bzw. geeignete Batterien. Achten Sie beim Einsetzen der Batterien auf die richtige Polung. Wiederaufladbare Batterien sollten mit einem geeigneten Ladegerät aufgeladen werden - unter der Aufsicht eines Erwachsenen. Wiederaufladbare Batterien können und sollten niemals aufgeladen werden, während sie sich im Modell befinden. Versuchen Sie unter keinen Umständen, „normale“ Batterien wieder aufzuladen. Schließen Sie das Batteriefach niemals kurz.

HUB NO. 4

HANDSET NO. 2

Hiermit erklärt die LEGO Gruppe, dass das oben genannte Produkt/die oben genannten Produkte den notwendigen Anforderungen und weiteren relevanten Bestimmungen der Richtlinie 2014/53/EU entspricht bzw. entsprechen. Vollständige Erklärung auf www.LEGO.com.

FR

Informations importantes concernant les piles

Né jamais utiliser un mélange de différents types de piles, ou de piles neuves et de piles anciennes ou déjà utilisées. Toujours retirer les piles si le produit n'est pas utilisé durant une période prolongée ou si les piles sont vides. Ne jamais utiliser de piles endommagées. Utiliser uniquement des piles du type recommandé ou d'un type équivalent. En insérant les piles, respecter scrupuleusement le sens d'orientation des pôles (+/-). Les piles rechargeables doivent être rechargées en utilisant un chargeur de piles adéquat et sous la surveillance d'un adulte. Il est impossible de recharger les piles quand elles sont installées dans le produit. Ne jamais tenter de le faire. Ne jamais essayer de recharger des piles non-rechargeables. Ne jamais court-circuiter le compartiment des piles.

HUB NO. 4

HANDSET NO. 2

Par la présente, le Groupe LEGO déclare que le(s) produit(s) mentionné(s) ci-dessus est/sont conforme(s) aux exigences essentielles et aux autres dispositions pertinentes de la Directive 2014/53/UE. Déclaration complète sur WWW.LEGO.COM

IT

Salvare questo foglio perché contiene importanti informazioni.

Importanti informazioni sulle batterie

Non usare mai contemporaneamente batterie di tipo diverso o batterie nuove e usate insieme. Rimuovere sempre le batterie qualora il prodotto non venga utilizzato per periodi prolungati, oppure se la batteria sono esauste. Non utilizzare mai batterie danneggiate. Usare esclusivamente batterie del tipo raccomandato o un equivalente. Inserire le batterie avendo cura che la loro polarità sia corretta. Le batterie ricaricabili vanno ricaricate in un caricabatterie di tipo idoneo e con la supervisione di un adulto. Non è possibile e non bisogna mai tentare di ricaricare le batterie mentre queste sono inserite nel prodotto. Non tentare mai di ricaricare batterie non ricaricabili. Non cortocircuiter mai il portabatterie.

HUB NO. 4

HANDSET NO. 2

Con la presente, LEGO Group dichiara che il prodotto/prodotti di cui sopra sono conformi ai requisiti essenziali e alle altre disposizioni pertinenti stabiliti dalla Direttiva 2014/53/UE. Dichiarazione completa su WWW.LEGO.COM

NL

Belangrijke informatie over batterijen

Gebruik nooit verschillende soorten of een combinatie van oude en nieuwe batterijen tegelijkertijd. Verwijder de batterijen altijd als je het product lange tijd niet wilt gebruiken of als batterijen leeg zijn. Gebruik nooit beschadigde batterijen. Gebruik uitsluitend batterijen van het aanbevolen type of een overeenkomstig type. Plaats de batterijen met de polen in de juiste richting. Oplaadbare batterijen moeten in een voor dit doel bestemde oplader en onder toezicht van een volwassene opnieuw worden opgeladen. Oplaadbare batterijen kunnen niet worden opgeladen terwijl ze zich nog in het product bevinden en dit mag ook nooit worden geprobeerd. Probeer nooit niet-oplaadbare batterijen opnieuw op te laden. Laat de batterijhouder nooit kortsluiten.

HUB NO. 4

HANDSET NO. 2

De LEGO Groep verklaart bij dezen dat het bovenstaande product/de bovenstaande producten voldoet/voldoen aan de essentiële eisen en overige relevante bepalingen van Richtlijn 2014/53/EU. De volledige verklaring is te vinden op WWW.LEGO.COM

ES

Información importante acerca de las pilas

No use pilas de diferentes tipos ni pilas nuevas y antiguas para alimentar el producto. Extraiga las pilas del producto si este va a permanecer sin uso durante un período prolongado de tiempo o aquellas se han agotado. No use pilas dañadas. Use sólo pilas del tipo recomendado u otro equivalente. Inserte las pilas de modo que los polos queden situados en las posiciones correctas. La carga de pilas recargables debe tener lugar empleando un cargador apropiado y bajo la supervisión de un adulto. Las pilas recargables no se pueden cargar mientras permanecen insertadas en el producto; no intente hacerlo. No trate de cargar pilas no recargables. No cortocircuite el compartimento de las pilas.

HUB NO. 4

HANDSET NO. 2

The LEGO Group declara que el producto o los productos anteriores satisfacen los requisitos fundamentales y demás disposiciones correspondientes de la Directiva 2014/53/UE. La declaración completa está disponible en WWW.LEGO.COM

DA

Vigtige oplysninger om batterier

Brug aldrig forskellige batterityper sammen eller en kombination af gamle og nye batterier. Fjern altid batterierne, hvis produktet ikke skal bruges i lang tid, eller hvis batterierne er flade. Brug aldrig beskadigede batterier. Brug kun den anbefalede type batterier eller en tilsvarende type. Sæt batterierne i, så polerne vender den rigtige vej. Genopladelige batterier skal oplades i den rigtige batterioplader. Batterierne skal sættes i opladeren under opsyn af en voksen. Batterierne kan ikke oplades, mens de stadig sidder i produktet, og man må aldrig forsøge at gøre det. Forsøg aldrig at oplade ikke-genopladelige batterier. Kortslut aldrig batteriholderen.

HUB NO. 4

HANDSET NO. 2

LEGO Concernen erklærer hermed, at produktet/produkterne nævnt ovenfor opfylder de væsentlige krav og andre relevante bestemmelser i direktiv 2014/53/EU. Komplet erklæring på www.LEGO.com

IS

Mikilvægar upplýsingar um rafhlöður

Aldrei skal nota mismunandi gerðir rafhlöðna samtímis, né nýjar og eldri rafhlöður samtímis. Ef ekki á að nota tækið í lengri tíma eða ef rafhlöðurnar eru orðnar tómar skal fjarlægja rafhlöðurnar. Aldrei skal nota rafhlöður sem hafa skemmst. Aðeins skal nota rafhlöður af þeirri gerð sem mælt er með, eða samsvarandi gerð. Setja skal rafhlöðurnar í þannig að + og -skaut þeirra snúi rétt. Endurhlaðanlegar rafhlöður skal endurhlaða með réttu hleðslutæki undir eftirliti fullorðinna. Rafhlöður er ekki hægt að endurhlaða á meðan þær eru enn í vörinni og það má aldrei reyna að gera það. Aldrei skal reyna að endurhlaða rafhlöður sem ekki eru endurhlaðanlegar. Aldrei ætti að valda skammhlaupi í rafhlöðuóhúðfinu.

HUB NO. 4

HANDSET NO. 2

LEGO Group lýsir því hér með yfir að ofangreind vara uppfyllir grundvallarkröfur og samræmist öðrum viðeigandi ákvæðum tilskipunar nr. 2014/53/ESB. Yfirlýsinguna í heild er að finna á WWW.LEGO.COM

FI

Tärkeää tietoa paristoista

Älä koskaan käytä erityyppisiä paristoja yhdessä. Älä myöskään käytä samassa laitteessa sekä vanhoja että uusia paristoja. Poista paristot tuotteesta aina, kun se on pitemmän aikaa käyttämättä, tai kun paristot ovat tyhjentyneet. Älä koskaan käytä viallisia paristoja. Käytä vain tuotteessa suositeltuja tai vastaaventyyppisiä paristoja. Aseta paristot siten, että navat osoittavat oikeaan suuntaan. Ladattavat paristot on ladattava oikeanlaisella laturilla aikuisen valvonnassa. Ne on poistettava tuotteesta lataamisen ajaksi. Älä koskaan yritä ladata paristoja, joita ei ole tarkoitettu ladattaviksi. Älä koskaan aiheuta oikosulkua pariston kosketinten välillä.

HUB NO. 4

HANDBSET NO. 2

LEGO Group vakuuttaa täten, että edellä mainittu yksi tai useampi tuote on direktiivin 2014/53/EU oleellisten vaatimusten ja ehtojen mukainen.

Täydellinen vaatimustenmukaisuusvakuutus on osoitteessa WWW.LEGO.COM

SV

Viktig information om batterier

Använd aldrig olika sorters batterier samtidigt, och inte heller en kombination av gamla och nya batterier. Ta alltid ur batterierna om produkten inte ska användas under en längre tid eller om batterierna är sluta. Använd aldrig skadade batterier. Använd bara batterier av den typ som rekommenderas, eller av en motsvarande typ. Sätt i batterierna så att polerna hamnar i rätt läge. Laddningsbara batterier måste laddas med rätt slags batteriladdare och under en vuxens överinseende. Du kan inte ladda batterierna medan de fortfarande sitter i produkten, och du får heller aldrig försöka göra det. Försök aldrig ladda icke laddningsbara batterier. Kortslut aldrig batteriutrymmets kontaktytor.

HUB NO. 4

HANDBSET NO. 2

LEGO Koncernen intygar härmed att ovanstående produkt/produkter uppfyller de väsentliga kraven och andra relevanta bestämmelser i direktiv 2014/53/EU. Fullständig förklaring på WWW.LEGO.COM

NO

Viktig informasjon om batterier

Bruk aldri ulike typer batterier sammen og heller aldri gamle og nye batterier sammen. Ta alltid ut batteriene hvis produktet ikke skal brukes på lang tid, eller hvis batteriene er brukt opp. Bruk aldri skadde batterier. Bruk kun anbefalt type batterier eller tilsvarende type. Sett inn batteriene med polene vendt riktig vei. Oppladbare batterier skal lades opp med riktig batterilader, under overoppsyn av en voksen. Det er ikke mulig å lade opp batteriene mens de fremdeles er i produktet, og du må aldri forsøke å gjøre det. Forsøk aldri å lade opp ikke-oppladbare batterier. Kortslett aldri batteriholderen.

HUB NO. 4

HANDBSET NO. 2

LEGO konsernet erklærer herved at ovennevnte produkt/produkter oppfyller de obligatoriske kravene og andre relevante bestemmelser i Europaparlaments- og rådsdirektiv 2014/53/EU. Hele erklæringen ligger på WWW.LEGO.COM

PT

Guardar este folheto por conter informações importantes.

Informação importante sobre as pilhas

Nunca use diferentes tipos de pilhas em simultâneo, ou uma combinação de pilhas usadas e novas. Retire sempre as pilhas se o produto não for usado durante muito tempo ou se as pilhas já não tiverem carga. Nunca use pilhas danificadas. Use apenas pilhas do tipo recomendado ou de um tipo correspondente. Insira as pilhas de forma a que os pólos fiquem corretamente posicionados. As pilhas recarregáveis devem ser recarregadas com o carregador de pilhas correto e sob a supervisão de um adulto. Não pode recarregar as pilhas enquanto as mesmas se encontram colocadas no produto e nunca deve tentar fazê-lo. Nunca tente recarregar pilhas não recarregáveis. Nunca deixe o compartimento das pilhas entrar em curto-circuito.

HUB NO. 4

HANDBSET NO. 2

O LEGO Group declara que o/os produto(s) acima mencionado(s) está/estão em conformidade com os requisitos essenciais e outras disposições relevantes da Diretiva 2014/53/UE. Declaração completa em WWW.LEGO.COM

EL

Σημαντικές πληροφορίες για τις μπαταρίες

Μην χρησιμοποιείτε ποτέ διαφορετικού τύπου μπαταριών μαζί και μην συνδυάζετε παλιές και καινούργιες μπαταρίες. Αφαιρείτε πάντα τις μπαταρίες αν δεν σκοπεύετε να χρησιμοποιήσετε το προϊόν για αρκετό καιρό ή αν οι μπαταρίες έχουν αδειάσει. Ποτέ μην χρησιμοποιείτε μπαταρίες που έχουν φθορές. Χρησιμοποιείτε μόνο μπαταρίες του συνιστώμενου τύπου ή κάποιου αντίστοιχου τύπου. Τοποθετήστε τις μπαταρίες με τους πόλους στη σωστή θέση. Οι επαναφορτιζόμενες μπαταρίες πρέπει να επαναφορτίζονται χρησιμοποιώντας το σωστό φορτιστή μπαταριών υπό την επίβλεψη ενήλικου. Δεν μπορείτε να επαναφορτίσετε τις μπαταρίες όταν αυτές βρίσκονται μέσα στο προϊόν και δεν πρέπει ποτέ να δοκιμάσετε κάτι τέτοιο. Μην επιχειρήσετε ποτέ να επαναφορτίσετε μη επαναφορτιζόμενες μπαταρίες. Ποτέ μην βραχυκυκλώνετε τη θήκη των μπαταριών.

HUB NO. 4

HANDBSET NO. 2

Δια της παρούσης ο Όμιλος LEGO Group δηλώνει ότι τα παραπάνω προϊόν/προϊόντα συμμορφώνεται/ονται με τις ουσιαστικές απαιτήσεις και άλλες σχετικές απαιτήσεις της Οδηγίας 2014/53/ΕΕ. Η πλήρης δήλωση βρίσκεται στο WWW.LEGO.COM

JA

電池取扱いに関する重要事項

異なるタイプの電池や古い電池を混ぜて使用しないでください。商品を長時間使用しないときや電池が切れたときは、電池を必ず取り外してください。不具合のある電池は、絶対に使用しないでください。推奨されているタイプまたは対応しているタイプの電池を必ず使用してください。電極を確認して電池を正しい向きに入れてください。充電式電池は、保護者に見てもらった上で適切な充電器を使って充電してください。電池を商品の中に入れてそのまま充電することは絶対に避けてください。充電式ではない電池は絶対に充電しないでください。電池ホルダをショートさせないでください。

HUB NO. 4

HANDBSET NO. 2

LEGO Group による上記の製品はすべて、2014年EU指令(2014/53/EU)の基本的な要求事項およびその他の関連規定に準拠しております。準拠宣言の全文はこちら: WWW.LEGO.COM

ZH

该包装含重要信息应保留。

关于电池的重要信息

请勿同时使用不同类型的电池，或把新旧程度不同的电池混合使用。如果产品将有很长时间不会使用，或者电池已经没电，请注意取出电池。切勿使用已被破损的电池。务必仅使用推荐类型或兼容类型的电池。装入电池时请注意正负极。如果使用充电电池，务必在成人监护下使用正确的电池充电器进行充电。电池仍在产品中时不可进行充电，请勿强行尝试充电。请勿尝试给非充电电池充电。切勿对电池仓进行短路连接。

HUB NO. 4

HANDBSET NO. 2

乐高集团特此声明，上述产品符合欧盟 2014/53/EU 指令的基本要求和其它有关规定。请访问 WWW.LEGO.COM 网站查看完整声明

KO

배터리 사용 시 주의사항

다른 종류의 배터리를 함께 사용하지 마세요. 새 전지와 오래된 전지를 혼용하지 마세요. 배터리가 방전되었거나 장기간 제품을 작동하지 않을 때에는 반드시 배터리를 분리하세요. 파손된 배터리는 사용하지 마세요. 레고에서 권장하는 유형의 배터리만 사용하세요. 양극과 음극의 위치를 잘 맞춰서 넣으세요. 어른의 감독에 따라 지정된 충전기에 충전지를 충전해야 합니다. 충전지를 제품에 넣은 상태로 충전하면 안 됩니다. 일반 배터리는 충전해서 사용할 수 없습니다. 배터리 홀더의 접촉부에 배터리를 정확히 끼워서 사용하세요.

HUB NO. 4

HANDBSET NO. 2

레고 그룹은 상기 제품이 2014/53/EU 지침의 필수 요건 및 기타 관련 조항을 준수함을 선언합니다. 자세한 내용은 WWW.LEGO.COM에서 확인할 수 있습니다.

RU

Необходим я информ ция об элемент х пит ния

Ни в коем случ е не используйте одновременно элементы пит ния р зличных типов, т кже элементы пит ния с р зным сроком годности. В обяза тельном порядке выним йте элементы пит ния из термин лов в случ е, если вы не пользуетесь прибором в течение долгого времени, либо в случ е, если в элемент х пит ния з кончился з ряд. Ни в коем случ е не используйте поврежденные элементы пит ния. Используйте только рекомендуемые элементы пит ния либо элементы пит ния соответствующего тип . Уст новите элементы пит ния, соблюд я у к з нную полярность. Аккумуляторные элементы пит ния должны подз ряж ться в соответствующем з рядом устройстве под н блюдением взрослого. Ни в коем случ е не пы титесь подз ряж ть элементы пит ния, н ходящиеся в приборе. Ни в коем случ е не пы титесь подз ряж ть непerez ряж емые элементы пит ния. Ни в коем случ е не пы титесь з мкнуть полюс в устройстве для элементов пит ния.

HUB NO. 4 HANDSET NO. 2

Н стоящим LEGO Group з являе, что у к з нные выше тов ры ответч ют основопол г ющим требовам и иным применимым положениям Директивы 2014/53/EC. Полный текст см. н с йте WWW.LEGO.COM/RU-RU

PL

Ważne informacje dotyczące baterii

Nigdy nie należy stosować razem różnych rodzajów baterii ani stosować równocześnie starych i nowych baterii. Jeżeli produkt nie jest używany przez dłuższy czas lub jeżeli baterie się wyczerpały, należy wyjąć baterie. Nigdy nie należy stosować uszkodzonych baterii. Należy stosować wyjącznie zalecany rodzaj baterii lub rodzaj mu odpowiadający. Przy wkładaniu baterii należy zwrócić uwagę na właściwe położenie biegunów. Baterie akumulatorowe należy ładować w odpowiedniej ładowarce pod nadzorem osoby dorosłej. Nie można naładować baterii bez wyjścia ich z produktu i nigdy nie należy tego próbować. Nigdy nie należy próbować ładowania baterii jednorazowych. Nigdy nie należy doprowadzać do zwarcia w gnieździe baterii.

HUB NO. 4 HANDSET NO. 2

Grupa LEGO niniejszym oświadcza, że wymienione produkty są zgodne z zasadniczymi wymaganiami oraz innymi właściwymi postanowieniami dyrektywy 2014/53/UE. Pełna treść deklaracji na stronie WWW.LEGO.PL

CZ

Důležitá informace o bateriích

Nikdy nepoužívejte najednou různé typy baterií nebo kombinaci starých a nových baterií. Nebude-li se výrobek delší dobu používat nebo jsou-li baterie vybité, vždy je vyjměte z výrobku. Nikdy nepoužívejte poškozené baterie. Používejte pouze doporučené nebo odpovídající typy baterií. Baterie instalujte se správnou orientací pólu. Nabíjitelné baterie musí být nabitý ve vhodné nabíječe pod dohledem dospělé osoby. Nabíjitelné baterie nelze nabíjet, jsou-li umístěny ve výrobku, a nesmíte se o to ani pokoušet. Nikdy se nesnažte nabíjet baterie, které nejsou nabíjitelné. Nikdy nezkratujte kontakty v prostoru pro baterie.

HUB NO. 4 HANDSET NO. 2

LEGO Group tímto prohlašuje, že všechny výše uvedené produkty odpovídají základním požadavkům a všem příslušným ustanovením směrnice 2014/53/EU. Kompletní prohlášení na WWW.LEGO.CZ

SK

Dôležitá informácia o batériách

Nikdy nepoužívajte naraz odlišné typy batérií ani nekombinujte staré batérie s novými. Batérie vždy vyberte, ak sa výrobok nebude dlhšie používať, alebo ak sa batérie vybili. Nikdy nepoužívajte poškodené batérie. Používajte jen odporúčané alebo zodpovedajúce typy batérií. Batérie vkladajte so správnou orientáciou pólov. Nabíjateľné batérie sa musia nabíjať vo vhodnej nabíjačke pod dozorom dospeljej osoby. Nabíjateľné batérie sa nesmú nabíjať, ak sú umiestnené vo výrobku, a nesmiete sa o to ani pokúšať. Nikdy sa nesnažte nabíjať batérie, ktoré nie sú nabíjateľné. Nikdy neskratuje kontakty v priestore pre batérie.

HUB NO. 4 HANDSET NO. 2

LEGO Group týmto vyhlasuje, že hore uvedené produkty zodpovedajú základným požiadavkám a všetkým príslušným ustanoveniam smernice 2014/53/EU. Kompletné prehlásenie na WWW.LEGO.CZ

HU

Fontos tudnivalók az elemekről

Soha ne használjon különböző típusú elemeket, illetve ne használjon vegyesen új és használt elemeket. Mindíg távolítsa el az elemeket, ha a készüléket előre láthatóan hosszabb ideig nem fogják használni, vagy ha az elemek lemerültek. Soha ne használjon megromlódott elemeket. Csak az ajánlott típusú, vagy annak megfelelő elemet használjon. Az elemeket helyesen helyezze be, a polaritásuknak megfelelően. Az akkumulátorokat csak a megfelelő akkumulátor- töltővel szabad feltölteni, felöltött felügyelete mellett. Az akkumulá- torokat nem lehet feltölteni, ha azok a készülékben vannak. Ezt meg sem szabad próbálni. Soha ne próbálja meg feltölteni a nem tölthető elemeket. Soha ne hozzon létre rövidzárlatot az elemtartó kivezetésein.

HUB NO. 4 HANDSET NO. 2

A LEGO Csoport ezennel kijelenti, hogy a fenti termék/termékek megfelelnek a 2014/53/EU irányelv alapvető követelményeinek és egyéb vonatkozó rendelkezéseinek. A nyilatkozat teljes szövege itt olvasható: WWW.LEGO.COM

UA

Необхідн інформ ция про б т рейки

Ніколи не використовуйте одноч сно б т рейки різних типів бо б т рейки з різним терміном прид тності. Обов'язково вилуч йте б т рейки з прил ду, якщо довго не користуєтесь ним, бо якщо в б т рейк х вже скінчився з ряд. Ніколи не використовуйте пошкоджені б т рейки. Використовуйте б т рейки лише рекомендов ного бо відповідного типу. Вст вляйте б т рейки, вр ховуючи з д ну полярність. Акумуляторні б т рейки повинні з рядж тись у відповідному з рядомном прил ді під нглядом дорослого. В будь-якому вип дку не н м г йтєся підз рядити б т рейки, що зн ходяться в прил ді. В будь-якому вип дку не н м г йтєся підз рядити б т рейки, що не підляг ють підз рядці. В будь-якому вип дку не н м г йтєся зробити коротке з мик ння в прил ді для б т рей.

HUB NO. 4 HANDSET NO. 2

LEGO Group з являє, що цей продукт чи продукти відповід ють головним вимог м т іншим відповідним положенням Директиви 2014/53/EU. Повний текст з яви можн переглянути н с йті WWW.LEGO.COM

HR

Važne obavijesti o bateriji

Nikada nemoj koristiti različite vrste baterija zajedno, isto tako ni kombinaciju starih i novih baterija. Uvijek izvadite baterije ako dugo nećeš koristiti proizvod ili ako su one potrošene. Nikada nemoj koristiti oštećene baterije. Koristi samo preporučenu vrstu ili odgovarajuću vrstu baterija. Umetni baterije pazeći da dobro okreneš polove. Akumulatorske se baterije moraju puniti uz pomoć propisanog punjača i uz nadzor odrasle osobe. Baterije se ne smiju puniti dok su još u proizvodu i to nikada nemoj pokušavati. Nikada ne pokušavaj puniti baterije koje nisu predviđene za punjenje. Nikada ne izazivaj kratki spoj u držaču baterija.

HUB NO. 4 HANDSET NO. 2

LEGO Group ovim izjavljuje da su gore navedeni proizvod/proizvodi sukladni bitnim zahtjevima i drugim odgovarajućim odredbama direktive 2014/53/EU. Cjelovita izjava nalazi se na WWW.LEGO.COM

SR

В жне информ цие о б терии м

Ник д не користите р зличите типове б терий з једно нити комбин цију ст рих и нових б терий . Увек изв дите б терије уколико производ нећете дуже време користити или уколико су б терије пр зне. Ник д не користите оштећене б терије. Употребљ в јте с мо препоручени тип б терий или одгов р јују з мену. Ст вите б терије т ко д су полови пр вилно позиционис ни. Б терије н пуњење се мор ю пунити одгов р јујим пуњ чем под н дзором одр слог лиц . Није могуће пунити б терије док су у производу и ник д не покуш в јте д р дите то. Ник д не покуш в јте д пуните б терије које не могу д се пунити. Ник д не из зив јте к т к spoj у куишту з б терије.

HUB NO. 4 HANDSET NO. 2

Комп ниј LEGO Group овим путем изј вљује д је/су горен ведени производ/-и ускл ђен/-и с основним з хтевим и другим релев нтним одредб м Директиве 2014/53/EU. Комплетну изј в можете прон ћи н дреси WWW.LEGO.COM

МК

В жни информ ция з б териие
Никог ш не користете р злични типови б терии з едно или комбин циј од ст р и нови б терии. Секог ш отстр нв јте ги б териие доколку не го користите производот подолго време или доколку се потрошиле. Никог ш не користете оштетени б терии. Користете ги с мо препор ч ните б терии или б терии од соодветен тип. Вметнете ги б териие т к што точно ќе ги н местите половите. Б териие н полнење мор д се полн т со соодветниот полн ч под н дзор н возр сно лице. Не може д ги полните б териие додек сè уште се н оѓ т во производот и никог ш не смеете д го пр вите то . Никог ш не обидува јте се д ги полните б териие з еднокр тн употреб . Никог ш не предизвикува јте кр ток спој н држ чот з б терии.

HUB NO. 4 HANDSET NO. 2

LEGO Group со ов изј вув дек производот/производите погоре се во согл сност со основните б р њ и другите релев нти одредби н директив т 2014/53/ЕС.
Целосн декл р циј н WWW.LEGO.COM

PL

Pomembne informacije o baterijah
Nikoli ne uporabljajte skupaj različnih baterij ali kombinacije starih in novih baterij. Vedno odstranite baterije, če izdelka dlje časa ne boste uporabljali ali če so iztrošene. Nikoli ne uporabljajte poškodovanih baterij. Uporabljajte le baterije priporočene ali ustrezneга типа. Baterije vstavite tako, da so njihovi poli pravilno obrnjeni. Akumulatorske baterije je treba polniti s pravim polnilnikom pod nadzorom odrasle osebe. Akumulatorskih baterij ni mogoče polniti, dokler so še v izdelku. Tega tudi ne smete poskušati. Nikoli ne poskušajte polniti baterij, ki niso akumulatorske. Pazite, da ležišč za baterije ne boste spravili v kratek stik.

HUB NO. 4 HANDSET NO. 2

LEGO Group izjavlja, da izdelek ustreza osnovnim zahtevam in drugim relevantnim določilom Direktive 2014/53/ES. Celotna deklaracija je na spletni strani WWW.LEGO.COM

RO

Informații importante despre baterii
Nu folosiți niciodată împreună tipuri diferite de baterii, sau o combinație de baterii vechi și noi. Îndepărtați întotdeauna bateriile dacă produsul nu este folosit timp îndelungat sau dacă bateriile s-au epuizat. Nu folosiți niciodată baterii deteriorate. Folosiți numai baterii de tipul recomandat, sau un tip corespunzător. Introduceți bateriile astfel ca poliș să fie poziționați corect. Bateriile reîncărcabile trebuie reîncărcate utilizând încărcătorul corect sub supravegherea unui adult. Nu puteți reîncărca bateriile în timp ce acestea sunt încă în produs, și niciodată nu trebuie să încercați să faceți acest lucru. Nu încercați niciodată să reîncărcați baterii nereîncărcabile. Nu scurcircuitați niciodată suportul bateriei.

HUB NO. 4 HANDSET NO. 2

Grupul LEGO declară prin prezenta că produsul/produsele de mai sus se conformează cerințelor esențiale și altor prevederi relevante ale Directivei 2014/53/UE.
Declaratia completă pe WWW.LEGO.COM

BG

В жн информ ция з б териие
Никог не използв йте едновременно р злични типове б терии или комбин циј од ст р и нови б терии. Вин ги изв жд йте б териие, ко izdelmiето ням д се използв продължително време или ко б териие с се изтожили. Никог не използв йте повредени б терии. Използв йте с мо б терии от препоръчв ния тип или съответств ш н него тип. Пост вййте б териие т к , че полюсите д с р зположени пр вилно. Акумул торните б терии треба д се з режд т с подходящя з режд шо устройство под н дзор н възр стни. Б териие не мог т д се з режд т, док то с пост вени в izdelmiето, з тов никог не опитв йте д пр вите тов . Никог не опитв йте д з режд те б терии, които не с кумул торни. Никог не свързв йте н късо конт ктите н отделението з б териие.

HUB NO. 4 HANDSET NO. 2

LEGO Group декларира, че посочените продукти по-горе съответстват на основните изисквания и други съответни разпоредби на Директива 2014/53/ЕС.
Пълна декларация на WWW.LEGO.COM

LV

Saglabājiet šo brošūru, jo tajā ir sniegta svarīgā informācija.

Svarīgā informācija par baterijām

Nekad vienlaikus nelietojiet dažādu tipu, kā arī vecas un jaunās baterijas. Vienmēr izņemiet baterijas, ja tās ir izlādējušās vai ja produktus ilgāku laiku netiek lietots. Nekad nelietojiet bojātas baterijas. Lietojiet tikai ieteicamā tipa vai atbilstoša tipa baterijas. Ievietojot baterijas, ievērojiet pareizu polaritāti. Uzlādējumu bateriju lādēšanai izmantojiet atbilstošu bateriju lādētāju; uzlāde jāveic pieaugušos uzraudzībā. Baterijas nevar uzlādēt un nekad nedrīkst mēģināt uzlādēt, kamēr tās ievietotas produktā. Nekad nemēģiniet uzlādēt baterijas, kas nav uzlādējamas. Nepieļaujiet īssavienojumu bateriju nodalījumā.

HUB NO. 4 HANDSET NO. 2

Ar šo LEGO Group paziņo, ka iepriekšminētais(i) produkts(i) atbilst Direktīvas 2014/53/ES būtiskajām prasībām un citiem saistītajiem noteikumiem.
Pilns deklarācijas teksts pieejams vietnē WWW.LEGO.COM

ET

Oluline teave patareide kohta

Ära kunagi kasuta koos erinevat tüüpi patareisid, samuti vanu ja uusi patareisid. Kui mänguasja ei kasutata pika aja jooksul, võta patarei sellest välja. Ära kunagi kasuta kahjustatud patareisid. Kasuta ainult ettenähtud tüüpi või nendega samaväärseid patareisid. Pane patareid mänguasja sisse nii, et pluss- ja miinuslemmi asend oleks õige. Akusid tuleb laadida ainult neile ettenähtud akulaadija abil täiskasvanu järelevalve all. Akusid ei saa laadida sel ajal, kui need on mänguasja sees. Ära kunagi püüa nii teha. Ära kunagi proovi akulaadijaga laadida tavalisi patareisid. Patareipesa klemmide vahel ei tohi tekkida lühisid.

HUB NO. 4 HANDSET NO. 2

Käesolevaga teatab LEGO Group, et eespool nimetatud toode/tooted vastavad direktiivi 2014/53/EL olulistele nõuetele ja muudele asjakohastele sätetele. Täielik deklaratsioon on saadaval aadressil WWW.LEGO.COM

LT

Svarbi informacija apie elementus
Vienu metu nenaudokite skirtingų elementų, taip pat su naujais elementais nenaudokite senų. Jei nenaudosite gaminio ilgesnį laiką arba jei elementai išseko, visuomet išimkite juos iš gaminio. Niekada nenaudokite pažeistų elementų. Naudokite tik rekomenduojamo arba atitinkamo tipo elementus. Elementus dėkite atsižvelgdami į jų poliškumą. Elementus galima įkrauti tik tinkamu krovikliu ir prižiūrint suaugusiems. Jokiu būdu negalima, į niekuomet nebandykite įkrauti elementų neišėjus jų iš gaminio. Niekada nebandykite įkrauti vienkintinių elementų. Saugokitės, kad elementų dėkle nesukeltumėte trumpojo jungimo.

HUB NO. 4 HANDSET NO. 2

Šiuo dokumentu „LEGO Group“ deklaruoja, kad anksčiau nurodytas (-i) produktas (-ai) atitinka svarbiausius reikalavimus ir kitas 2014/53/ES direktyvos sąlygas.
Visą deklaraciją rasite WWW.LEGO.COM

TR

Piller hakkında önemli bilgiler

Hiçbir zaman farklı tipte pilleri ya da eski pillerle yeni pilleri bir arada kullanmayın. Ürün uzun süre kullanılmayacaksa ya da piller bitmişse, pilleri ürünün içinden çıkarın. Hiçbir zaman zedelenmiş piller kullanmayın. Sadece önerilen tipte piller ya da bunların dengi olan piller kullanın. Pilleri kutulanan doğru konumda olacak şekilde yerleştirin. Şarj edilebilen pilleri doğru pil şarj aletini kullanarak, piller yetişkinin denetiminde şarj edin. Şarj edilebilen pilleri, pil ürünün içindeyken şarj edemezsiniz bunu hiçbir zaman yapmaya çalışmayın. Hiçbir zaman, şarj edilebilir olmayan pilleri şarj etmeye çalışmayın. Hiçbir zaman pil kutusuna kısa devre yaptırmayın.

HUB NO. 4 HANDSET NO. 2

LEGO Group işbu belge ile yukarıdaki ürünün/ürünlerin 2014/53/UE sayılı direktifin temel gereksinimlerine ve diğer ilgili hükümlerine uygun olduğunu beyan eder.
Beyanın tam metnine WWW.LEGO.COM adresinden ulaşabilirsiniz.

AR

معلومات مهمة عن البطاريات
يُحظر استخدام أنواع مختلفة من البطاريات معاً أو مزيج من البطاريات القديمة والجديدة. احرص دائماً على نزع البطاريات في حال عدم استخدام المنتج لفترة طويلة أو إذا نفذت طاقة البطاريات. تجنب استخدام البطاريات التالفة. لا تستخدم إلا نوع البطاريات الموصى به أو نوع متماثل. قم بتركيب البطاريات بحيث تكون الأقطاب في موضعها الصحيح. يجب إعادة شحن البطاريات القابلة لإعادة الشحن باستخدام شاحن البطاريات المناسب وذلك تحت إشراف شخص بالغ. لا يمكنك إعادة شحن البطاريات وهي لا تزال داخل المنتج. ويجب ألا تجرب فعل ذلك. يُحظر إعادة شحن البطاريات غير القابلة لإعادة الشحن. تجنب إحداث دائرة قصر في حامل البطارية.

HUB NO. 4
HANDSET NO. 2

تعلم مجموعة LEGO Group بموجب هذه الوثيقة أن المنتج/المنتجات تتوافق مع المتطلبات الأساسية والأحكام الأخرى ذات الصلة بالتوجيه EU/2014/53. التصريح كاملاً على الموقع WWW.LEGO.COM

ID

Informasi penting tentang baterai
Jangan gunakan baterai yang jenisnya berlainan, atau mencampur baterai lama dan baterai baru. Lepas baterai jika produk tidak akan digunakan untuk waktu lama atau jika baterai sudah lemah. Jangan gunakan baterai yang rusak. Gunakan jenis baterai yang dianjurkan atau yang sejenis. Masukkan baterai dengan posisi kutub yang tepat. Baterai isi ulang harus diisi ulang dengan charger baterai yang sesuai dan di bawah pengawasan orang dewasa. Anda tidak dapat mengisi ulang baterai saat masih terpasang di dalam produk, dan jangan pernah coba melakukannya. Jangan pernah coba mengisi ulang baterai biasa. Jangan pernah membuat arus pendek pada dudukan baterai.

HUB NO. 4
HANDSET NO. 2

LEGO Group dengan ini menyatakan bahwa produk di atas sesuai dengan persyaratan penting dan ketentuan terkait lainnya dalam Directive 2014/53/EU. Pernyataan selengkapnya tersedia di WWW.LEGO.COM

MS

Maklumat penting tentang bateri
Jangan guna jenis bateri yang berbeza bersama-sama, atau gabungan bateri baharu dan lama. Tanggalkan bateri jika produk tidak akan digunakan untuk tempoh masa yang lama atau jika bateri telah kehabisan kuasa. Jangan guna bateri yang rosak. Hanya guna jenis bateri yang disyorkan, atau jenis yang berkaitan. Selitkan bateri supaya paksi berada pada kedudukan yang betul. Bateri yang boleh dicaskan semula perlu dicas semula menggunakan pengecas bateri yang betul bawah pengawasan orang dewasa. Anda tidak boleh mengecas bateri semasa bateri masih berada pada produk, dan anda jangan cuba membuat demikian. Jangan cuba untuk mengecas semula bateri yang tidak boleh dicaskan semula. Jangan pintas litar pemegang bateri.

HUB NO. 4
HANDSET NO. 2

LEGO Group dengan ini mengumumkan bahawa produk di atas mematuhi keperluan asas dan peruntukan relevan lain dalam Directive 2014/53/EU. Pengisytiharan lengkap di WWW.LEGO.COM

This device complies with part 15 of the FCC Rules. Operation is subject to the following two conditions: (1) This device may not cause harmful interference, and (2) this device must accept any interference received, including interference that may cause undesired operation.

This device should be installed and operated with a minimum distance of 20 cm to your body.

NOTE: This equipment has been tested and found to comply with the limits for a Class B digital device, pursuant to part 15 of the FCC Rules. These limits are designed to provide reasonable protection against harmful interference in a residential installation. This equipment generates, uses and can radiate radio frequency energy and, if not installed and used in accordance with the instructions, may cause harmful interference to radio communications. However, there is no guarantee that interference will not occur in a particular installation. If this equipment does cause harmful interference to radio or television reception, which can be determined by turning the equipment off and on, the user is encouraged to try to correct the interference by one or more of the following measures:

- Reorient or relocate the receiving antenna.
- Increase the separation between the equipment and receiver.
- Connect the equipment into an outlet on a circuit different from that to which the receiver is connected.
- Consult the dealer or an experienced radio/TV technician for help.

Caution: changes or modifications not expressly approved by the party responsible for compliance could void the user's authority to operate the equipment.

This device complies with Industry Canada license-exempt RSS standard(s). Operation is subject to the following two conditions: (1) this device may not cause interference, and (2) this device must accept any interference, including interference that may cause undesired operation of the device.

Le présent appareil est conforme aux CNR d'Industrie Canada applicables aux appareils radio exempts de licence. L'exploitation est autorisée aux deux conditions suivantes : (1) l'appareil ne doit pas produire de brouillage, et (2) l'utilisateur de l'appareil doit accepter tout brouillage radioélectrique subi, même si le brouillage est susceptible d'en compromettre le fonctionnement.



EN	Protect the environment by not disposing of this product with your household waste (2012/19/EU). Check with your local authority for recycling advice and facilities.
DE	Schützen Sie die Umwelt und entsorgen Sie dieses Produkt nicht mit Ihrem Hausmüll (2012/19/EU). Informationen zu Recycling-Möglichkeiten erhalten Sie bei den örtlichen Behörden.
FR	Protégez l'environnement : ne jetez pas ce produit avec vos autres déchets ménagers (Directive européenne 2012/19/UE). Contactez les autorités locales pour obtenir des informations sur le recyclage et connaître les points de collecte.
IT	Proteggere l'ambiente! Non smaltire questo prodotto con i rifiuti domestici (2012/19/UE). Per consulenza sul riciclaggio dei rifiuti e le strutture di riciclaggio, rivolgersi alle proprie autorità locali.
NL	Bescherm het milieu: gooi dit product niet samen met het andere huisvuil weg (2012/19/EU). Raadpleeg de plaatselijke instanties voor locaties van milieustations en advies over hergebruik.
ES	Proteja el medio ambiente no deshaciéndose de este producto junto con sus residuos domésticos (2012/19/UE). Solicite a su autoridad local consejos e información sobre instalaciones de reciclado.
DA	Beskyt miljøet! Smid ikke dette produkt ud sammen med husholdningsaffaldet (2012/19/EU). Få vejledning om genbrug og genbrugsstationer hos din kommune.
IS	Stuðlið að verndun umhverfis með því að farga þessari vöru ekki með heimilissorpi (2012/19/ESB). Leiðið upplýsinga um endurvinnslu- og förgunarstaði hjá staðaryfirvöldum.
FI	Tämä tuote on hävitettävä ympäristönsuojelun vuoksi asianmukaisesti talousjätteistä erillään (2012/19/EU). Tietoja keräyspisteiden sijainnista saa kunnan tai kaupungin teknisestä virastosta.
SV	Skydda miljön genom att inte kasta denna produkt bland ditt hushållsavfall (2012/19/EU). Kontakta din kommun för frågor om återvinning och miljöstationer.
NO	Beskytt miljøet. Ikke kast dette produktet i husholdningsavfallet (2012/19/EU). Kontakt kommunen for veiledning om gjenbruk og miljøstasjoner.
PT	Proteja o ambiente não eliminando este produto com o seu lixo doméstico (2012/19/UE). Consulte as autoridades locais para informação sobre reciclagem e sistemas de recolha.
EL	Προστατέψτε το περιβάλλον. Μην πετάτε αυτό το προϊόν μαζί με τα συνηθισμένα οικιακά απορρίμματα (2012/19/ΕΕ). Επικοινωνήστε με τις τοπικές αρχές σχετικά με συμβουλές και εγκαταστάσεις ανακύκλωσης.
JA	環境保護のため、本製品は家庭ごみとは別に処分してください(2012/19/EU)。リサイクルに関する指示や施設については、お住まいの地方自治体にお問い合わせください。
ZH	注意保护环境，请勿将本产品与家庭垃圾一起丢弃处理(2012/19/EU)。请咨询您当地相关部门，了解回收设施与回收建议
KO	환경 보호를 위해 이 제품을 생활폐기물과 함께 버리지 마십시오(2012/19/EU)。재활용 방법 및 시설에 관한 사항은 현지 관계 당국에 문의하십시오。
RU	Защищайте окружающую среду, не утилизируйте этот продукт вместе с бытовым мусором (директива 2012/19/EU). Осведомитесь у местных органов власти о правилах вторичной переработки и утилизации таких отходов.
PL	Chroń środowisko — nie wyrzucaj tego produktu razem z odpadami z gospodarstwa domowego (2012/19/EU). W celu uzyskania informacji dotyczących recyklingu i miejsc składowania zużytego sprzętu należy się skontaktować z lokalnymi władzami.
CZ	Nevyhazujte tento produkt do domácího odpadu, chráňte životní prostředí (2012/19/EU). Zjistěte si prosím u místních úřadů možnosti recyklace a dostupná zařízení.
SK	Nevyhádzajte tento produkt do domáceho odpadu, chráňte životné prostredie (2012/19/EU). Zistite si prosím na miestnych úradoch možnosti recyklácie a dostupné zariadenia.
HU	Környezetét óvja, ha ettől a terméktől nem a háztartási hulladékkal együtt válik meg (2012/19/EU). Érdeklődjék a lakóhelyéhez közel eső hatóságnál az újrahasznosítás módjáról és lehetőségeiről.
UA	Допоможіть захистити довкілля: не утилізуйте цей виріб разом із побутовим сміттям (2012/19/EU). Вказівки з утилізації та відомості про пункти прийому з'ясуєте в місцевих компетентних органах.
HR	Zaštitite okoliš tako da ovaj proizvod ne odložite u otpad zajedno s kućanskim otpadom (2012/19/EU). Od lokalnih vlasti zatražite savjet ili informacije o pogonima za recikliranje.
SR	Zaštitite životnu sredinu tako što nećete odlagati ovaj proizvod sa kućnim otpadom (2012/19/EU). Obratite se lokalnoj ovlašćenoj službi da biste dobili savete o recikliranju i saznali o objektima za reciklaju.
MK	Zaštitete ja oколinata така што нема да се ослободите од производот со домашниот отпад (2012/19/EU). Консултирајте се со локалните власти за да дознаете за советите и објектите за рециклирање.
SL	Zaščitite okolje! Okolje varujte tako, da tega izdelka ne zavržete skupaj z gospodinjiskimi odpadki (2012/19/EU). Pri krajevni upravi preverite, kakšne možnosti in kateri obrati za recikliranje obstajajo v vaši okolici.
RO	Protejați mediul înconjurător și nu vă debarașați de acest produs împreună cu deșeurile menajere (2012/19/UE). Consultați autoritățile locale pentru îndrumări și facilități de reciclare.
BG	Защитете околната среда и не изхвърляйте този продукт заедно с битовите си отпадъци (2012/19/EC). Свържете се с местните власти относно съвети и съоръжения за рециклиране.
LV	Lai saudzētu vidi, neizmetiet šio izstrādājumu kopā ar sadzīves atkritumiem (2012/19/ES). Vērsieties vietējās varas iestādēs, lai noskaidrotu, kur un kā tas nododams pārstrādei.
ET	Keskkonda saate kaitsa nii, et ei kõrvalda seda toodet koos olmejäätmetega (2012/19/EL). Nüuandeid toote taaskasutusse võtmise ja ümbertöötlemispunktide kohta saate asjaomastel kohalikul asutuselt.
LT	Saugokite aplinką: neišmeskite šio produkto su buitineis atliekomis (2012/19/ES). Patarimų, kaip ir kur rūšiuoti šiukšles, teiraukitės vietos valdžios įstaigose.
TR	Bu ürünü, evsel atıklarla birlikte atmayarak çevreyi koruyun (2012/19/EU). Geri dönüşüm tavsiyeleri ve tesisler hakkında bilgi için yerel yetenimle iletişim kurun.
AR	استنذر السلطة المحلية للحصول على ساهم في حماية البيئة عن طريق عدم التخلص من هذا المنتج مع النفايات المنزلية استنذر السلطة المحلية للحصول على
ID	Jagalah lingkungan dengan tidak membuang produk ini bersama sampah rumah tangga Anda (2012/19/EU). Periksa peraturan pemerintah setempat tentang saran dan fasilitas daur ulang.
MS	Lindungi persekitaran dengan tidak melupuskan produk ini bersama dengan sisa isi rumah anda (2012/19/EU).Rujuk pihak berkuasa tempatan anda bagi nasihat dan kemudahan kitar semula.

EN

The normal function of the product may be disturbed by strong electromagnetic interference. If so, simply reset the product to resume normal operation.

DE

Die normale Funktion des Produkts kann durch elektromagnetische Interferenzen beeinträchtigt werden. Sollte dies der Fall sein, setzen Sie das Produkt zurück, damit es seinen normalen Betrieb wieder aufnimmt.

FR

Le fonctionnement normal du produit peut être perturbé par une interférence électromagnétique. Il suffit dans ce cas de réinitialiser le produit pour qu'il fonctionne à nouveau normalement.

IT

Il normale funzionamento del prodotto potrebbe essere disturbato da forti interferenze elettromagnetiche. In questo caso, resettare il prodotto per ripristinare il normale funzionamento.

NL

Het normaal functioneren van het product kan worden verstoord door sterke elektromagnetische interferentie. In dat geval kunt u het product eenvoudig resetten om het weer normaal te laten werken.

ES

Las interferencias electromagnéticas intensas pueden alterar el funcionamiento normal del producto. Si es así, restablezca el producto y continúe usándolo normalmente.

DA

Produktets normale funktion kan forstyrres af stærk elektromagnetisk interferens. Hvis det forekommer, skal produktet nulstilles for at genoptage normal drift.

IS

Eðlilleg starfsemi vörunnar gæti truflast ef hún verður fyrir sterkum rafsegultruflunum. Í slíkum tilvikum þarf aðeins að endurstilla vöruna til að hún geti aftur virkað rétt.

FI

Vahva sähkömagneettinen häiriö voi vaikuttaa tuotteen normaaliin toimintaan. Jos näin käy, palauta toiminto, jolloin se käynnistyy uudelleen.

SV

Produktens normala funktion kan påverkas av stark elektromagnetisk störning. Starta i så fall om produkten för att återställa den.

NO

Produktets normale funksjon kan påvirkes av sterk elektromagnetisk interferens. Nullstill i så fall produktet på nytt for å gjenoppta normal drift.

PT

O funcionamento normal do produto pode ser perturbado por forte interferência eletromagnética. Se tal acontecer, volte simplesmente a reiniciar o produto para retomar o funcionamento normal.

EL

Η φυσιολογική λειτουργία του προϊόντος μπορεί να επηρεαστεί από ισχυρές ηλεκτρομαγνητικές παρεμβολές. Εάν συμβεί κάτι τέτοιο, απλώς εκτελέστε επαναφορά στο προϊόν για να ανακτήσει τη φυσιολογική του λειτουργία.

JA

製品の正常な機能が強い電磁干渉によって妨害される場合があります。そのような場合は、製品をリセットすることで、通常の動作に戻ります。

ZH

强电磁干扰可能会影响产品的正常功能。如果出现这种情况，请重启产品以恢复正常功能。

KO

강력한 전자기파 영향으로 인해 정상적인 제품 작동이 방해될 받을 수 있습니다. 제품을 초기화하면 정상적으로 작동이 될 수 있습니다.

RU

На нормальную работу изделия могут оказывать влияние сильные электромагнитные помехи. Если это происходит, просто произведите сброс, чтобы восстановить нормальную работу изделия.

PL

Silne zakłócenia elektromagnetyczne mogą zaburzyć działanie produktu. W takim przypadku zaleca się zresetowanie produktu w celu przywrócenia jego normalnego działania.

CZ

Normální funkce výrobku může být narušena silným elektromagnetickým polem. Pokud se tak stane, nastavte výrobek znovu do normální funkce.

SK

Normálne fungovanie výrobku môže narušiť silné elektromagnetické pole. Ak sa tak stane, výrobok reštartujte, aby ste obnovili základné nastavenie.

HU

A termék normál működésében az erős elektromágneses interferencia zavarokat okozhat. Ha ez előfordul, egyszerűen állítsa alaphelyzetbe a terméket, hogy visszaálljon a normál működés.

UA

Нормальному функціонуванню виробу можуть заважати потужні електромагнітні перешкоди. Якщо це трапляється, просто виконайте скидання, щоб відновити нормальну роботу виробу.

HR

Običajeni rad proizvoda mogu omesti snažne elektromagnetske smetnje. U tom slučaju za nastavak normalnog rada jednostavno resetirajte proizvod.

SR

Jake elektromagnetne smetnje mogu da ometaju normalan rad proizvoda. U tom slučaju ponovo pokrenite proizvod da biste nastavili normalan rad.

MK

Нормалното функционирање на производот може да биде попречено од силното електромагнетно влијание. Доколку е така, само ресетирајте го за да продолжите со нормалното работење.

SL

Običajno delovanje izdelka lahko zmotijo močne elektromagnetne motnje. Če se to zgodi, izdelek ponastavite, da bo začel spet delovati kot običajno.

RO

Funcționarea normală a produsului poate fi perturbată de interferențele electromagnetice puternice. Într-un astfel de caz, resetați produsul pentru a se relua funcționarea normală.

BG

Нормалната работа на продукта може да бъде нарушена при наличие на силни електромагнитни смущения. В такъв случай нулирайте продукта, за да възстановите нормалната му работа

LV

Produkta pareizu darbību var ietekmēt spēcīgi elektromagnētiski traucējumi. Ja tā notiek, vienkārši atiestatiet produktu, lai atjaunotu pareizu tā darbību.

ET

Toote tavapärasest töötamisest võib segada tugev elektromagnetiline häire. Sellises olukorras lülitage toode tavapärase töö taastamiseks lihtsalt välja ja siis uuesti sisse.

LT

Įprastas produkto funkcijas gali trikdyti stiprus elektromagnetiniai trukdžiai. Tokiu atveju pamėginkite išjungti ir vėl įjungti produktą, kad atsinaujintų įprastos funkcijos.

TR

Güçlü bir elektromanyetik parazit ürünün çalışmasını etkileyebilir. Bu durumda, normal çalışmayı sürdürmek için ürünü sıfırlayın.

AR

قد تتعرض وظائف المنتج العادية لاضطرابات بفعل التداخل الكهرومغناطيسي القوي. فإذا حدث ذلك: فما عليك سوى إعادة ضبط المنتج لاستئناف التشغيل العادي.

ID

Fungsi normal produk ini dapat terganggu oleh gelombang elektromagnetik yang kuat. Jika demikian, cukup atur ulang produk untuk mengembalikan operasi yang normal.

MS

Fungsi normal produk mungkin terganggu akibat gangguan elektromagnet yang kuat. Jika demikian, cuma setkan semula produk untuk meneruskan operasi normal.

www.LEGO.com/themes/city/trains

1

4x
AAA



1x



POWERED

UP



2

6x
AAA



1x



3




4




5



6



7



**POWERED
UP**



LEGO® Powered Up
LEGO.com/apps

8



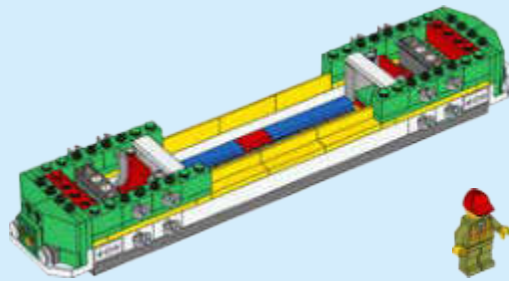



5 S/SEK


OFF
AUS
ARRÊT
SPENTO
APAGADO
DESLIGAR
KI
关
MATI




Train troubleshooting guide
Hinweise zur Fehlerbehebung bei Zügen
Guide de dépannage du train
Treni - Guida per la risoluzione dei problemi
Trenos: guía de solución de problemas
Guia de resolução de problemas do comboio
Vonat hibakeresési útmutató
故障排除指南


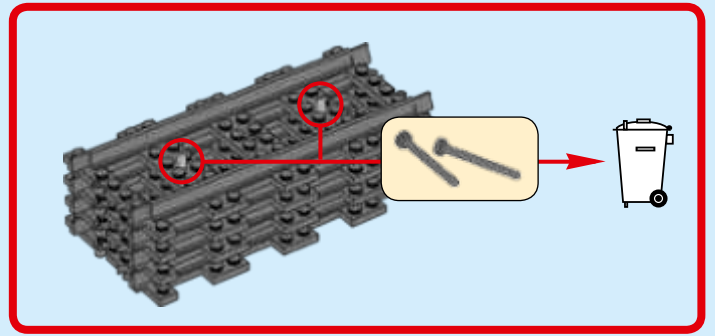
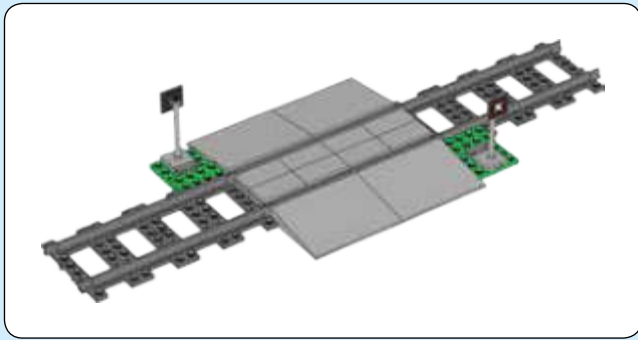
www.LEGO.com/themes/city/trains





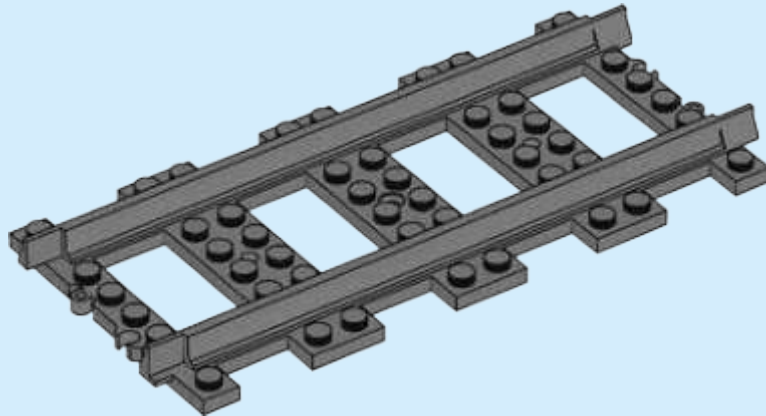
+






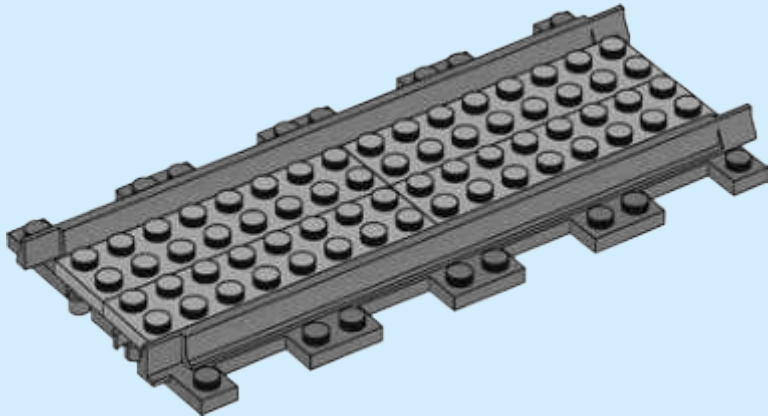
1x


1





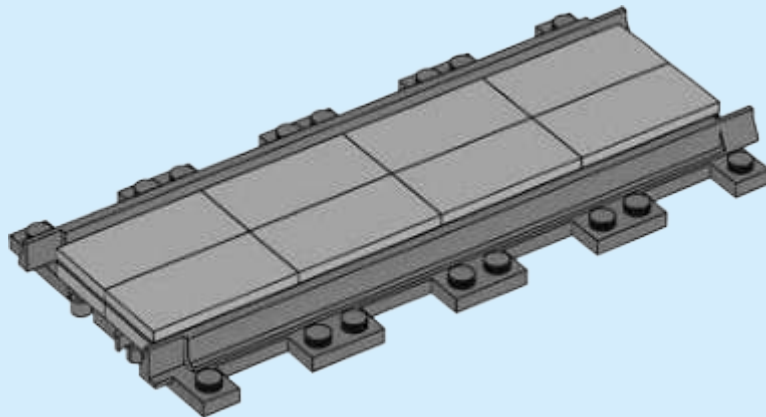
2






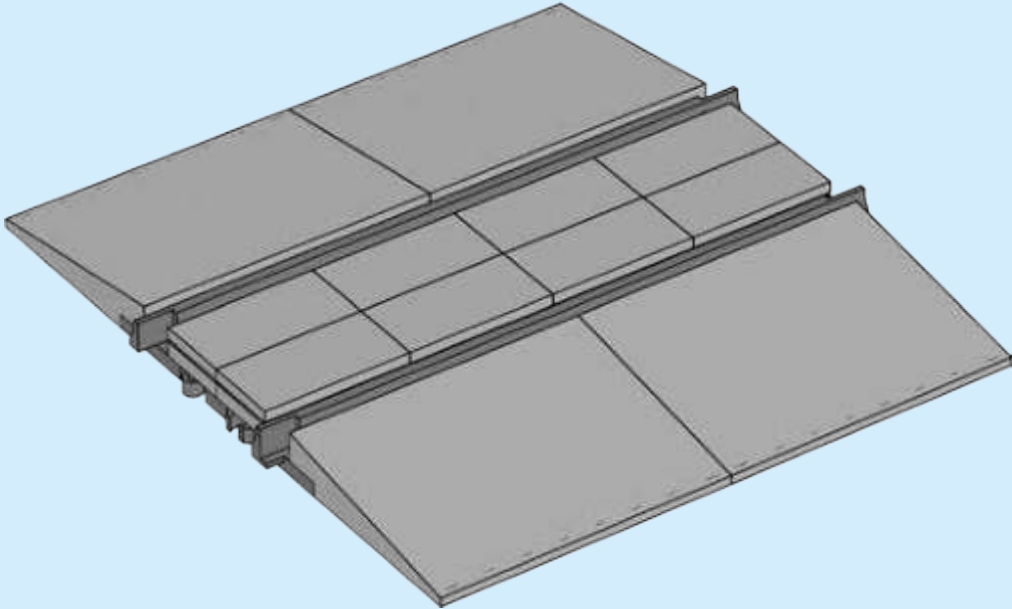
8x


3



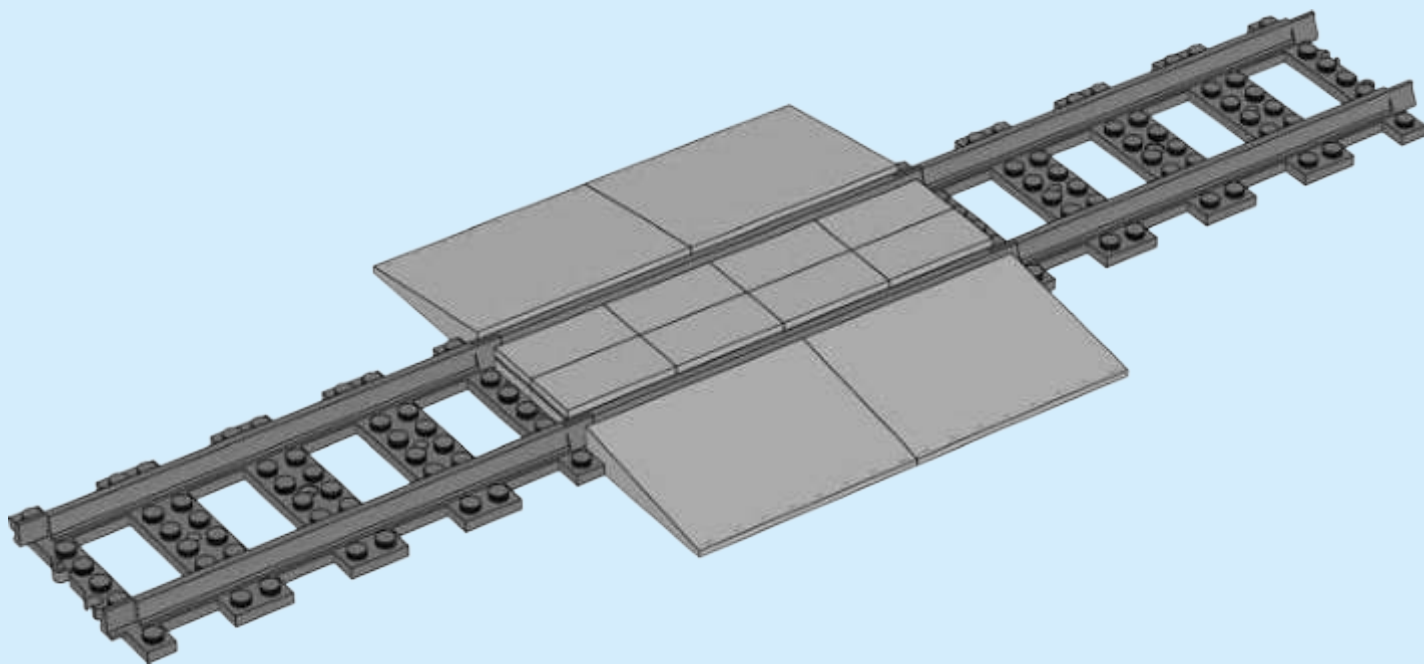


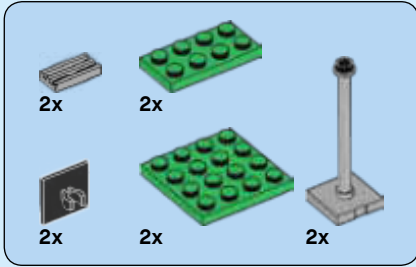

4



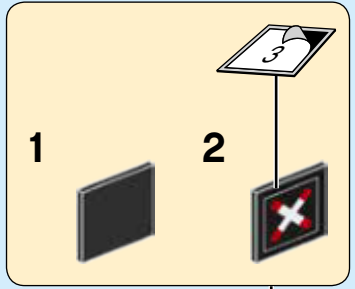


5







6




1



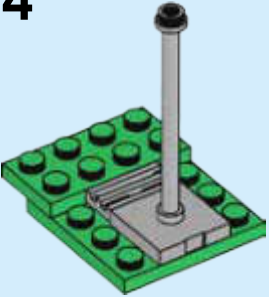
2



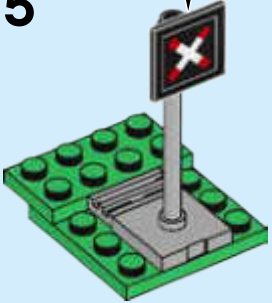
3



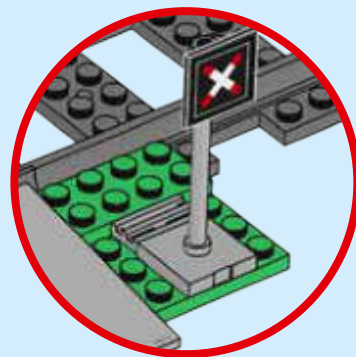
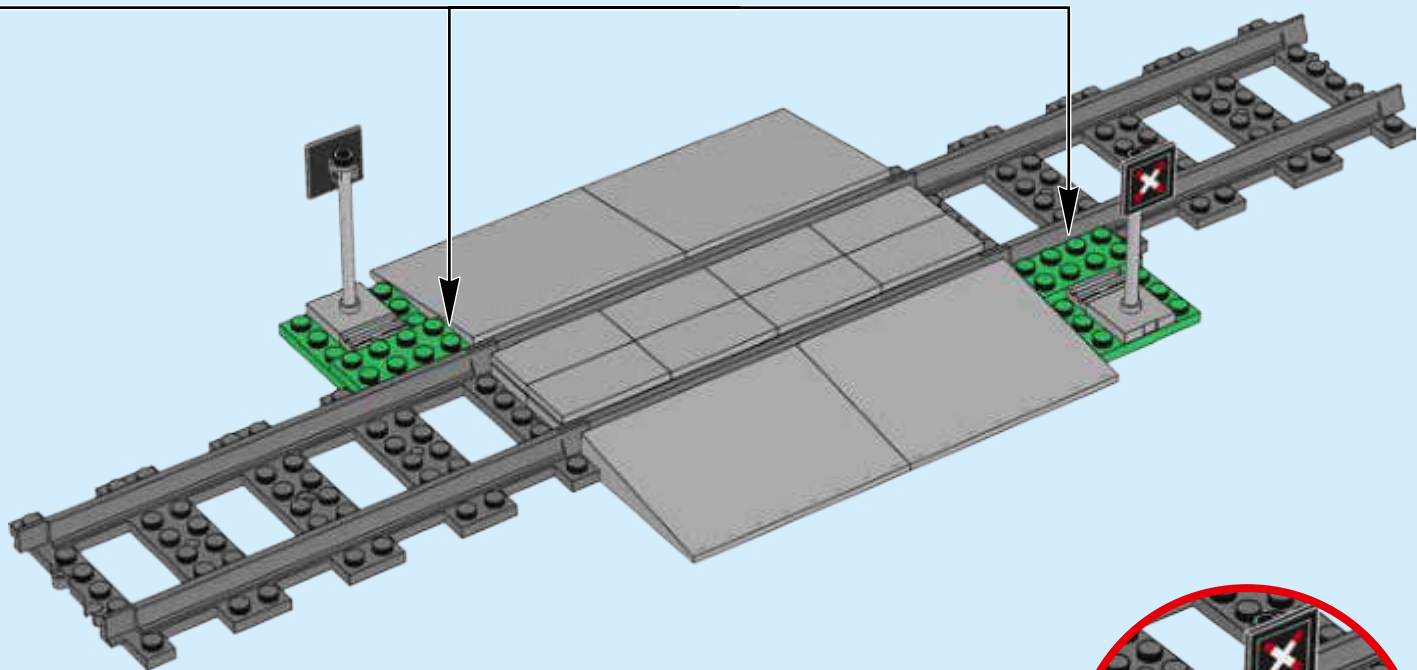
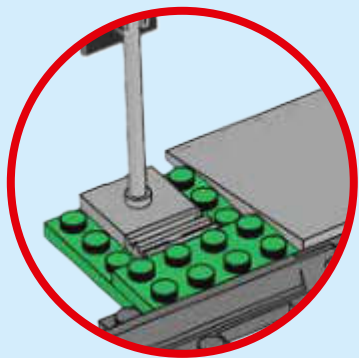
4





5


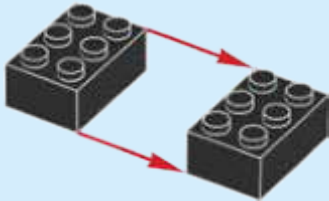


2x







1

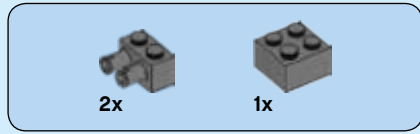



2






3




4





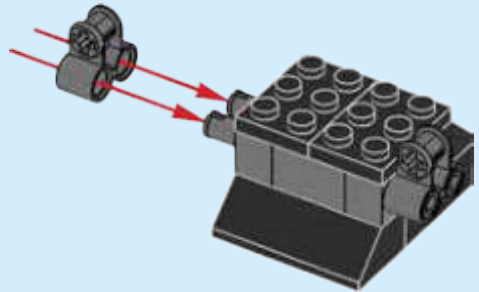
2x

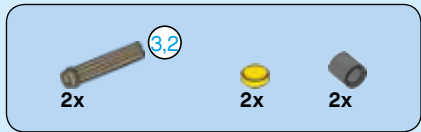
5




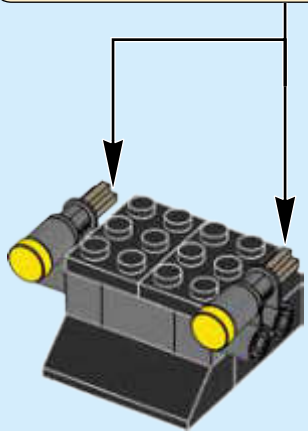
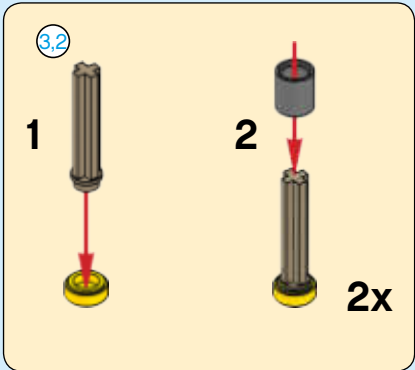
2x

6

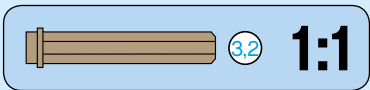
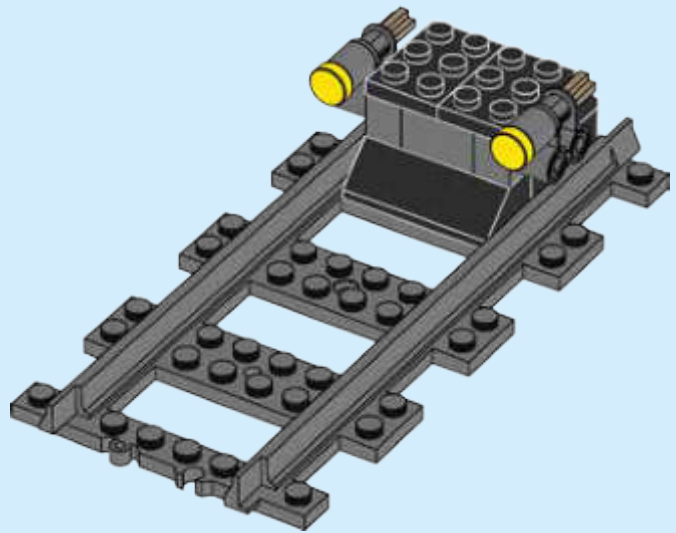




7



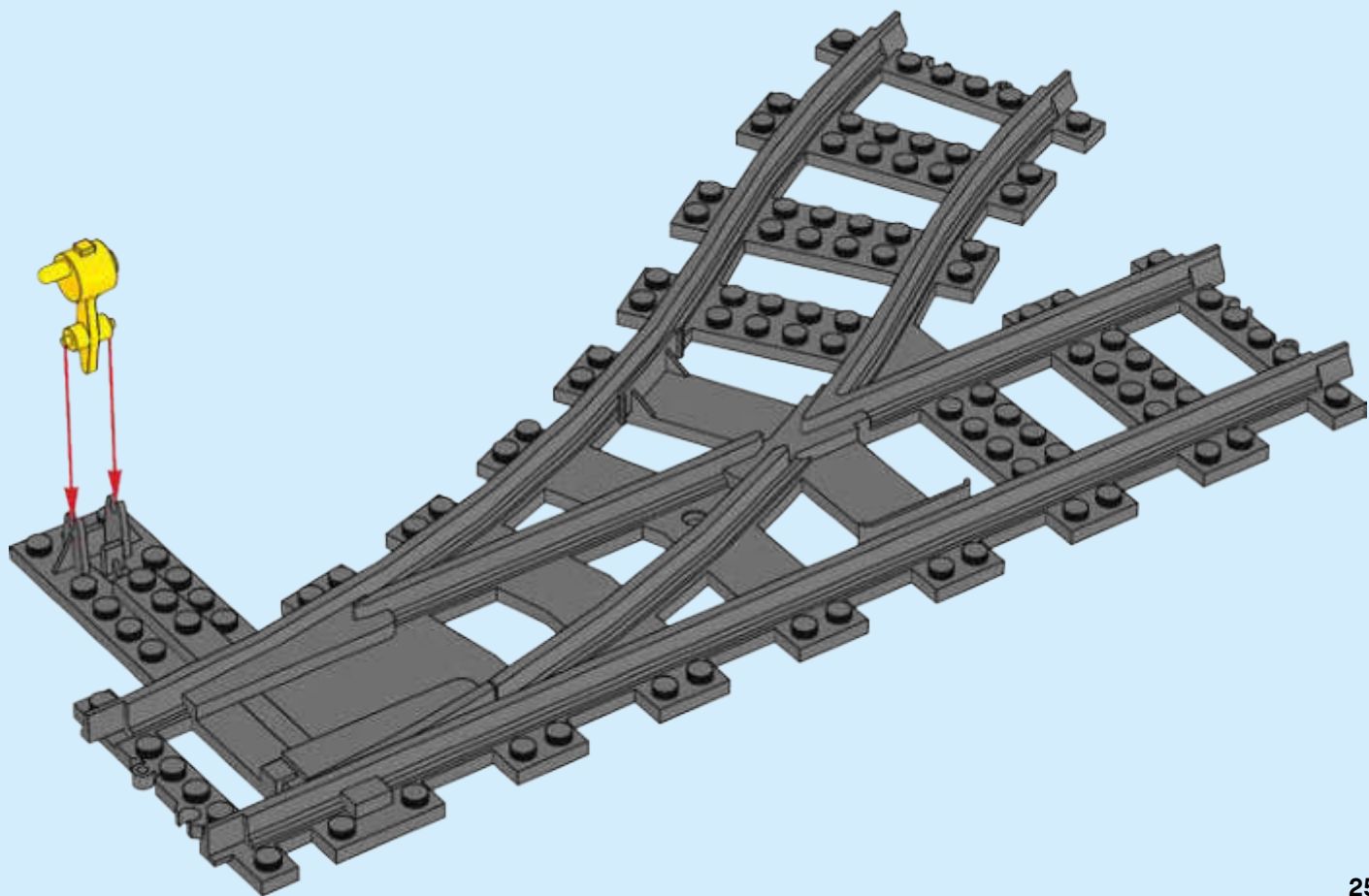
8






1x

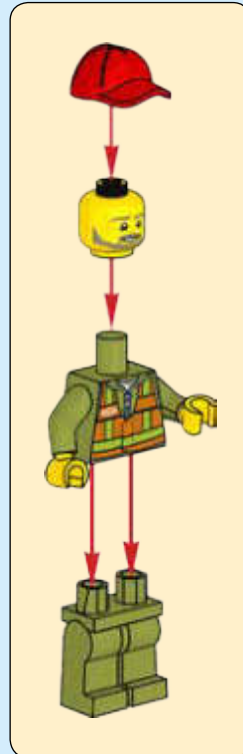
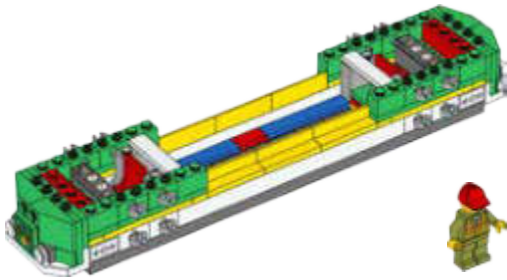
1









+

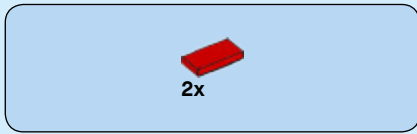





1x

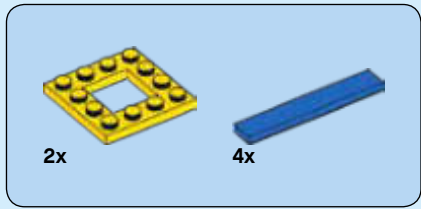
1



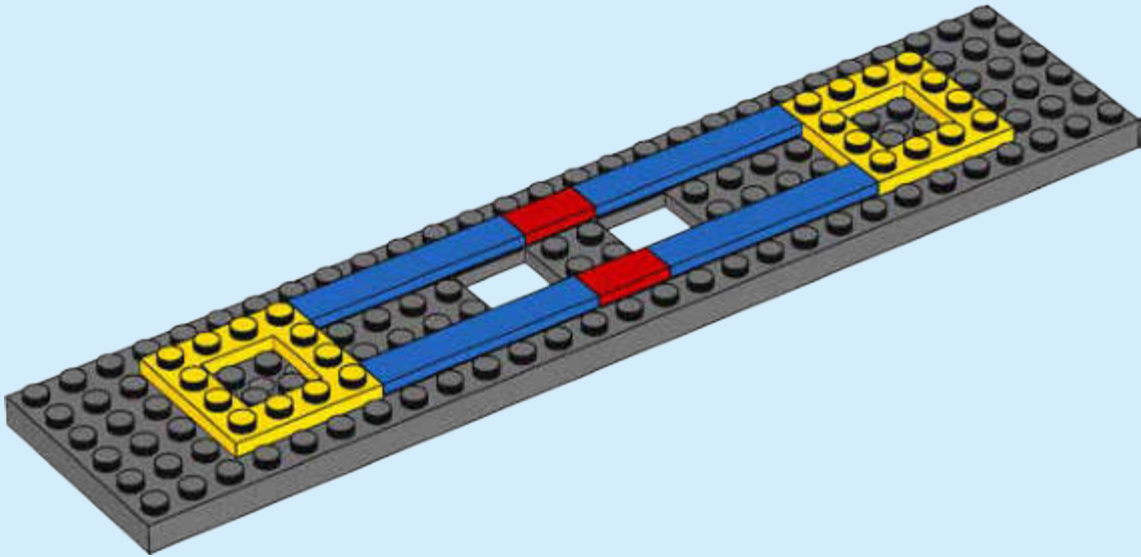


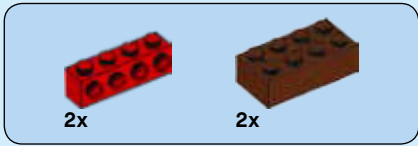
2



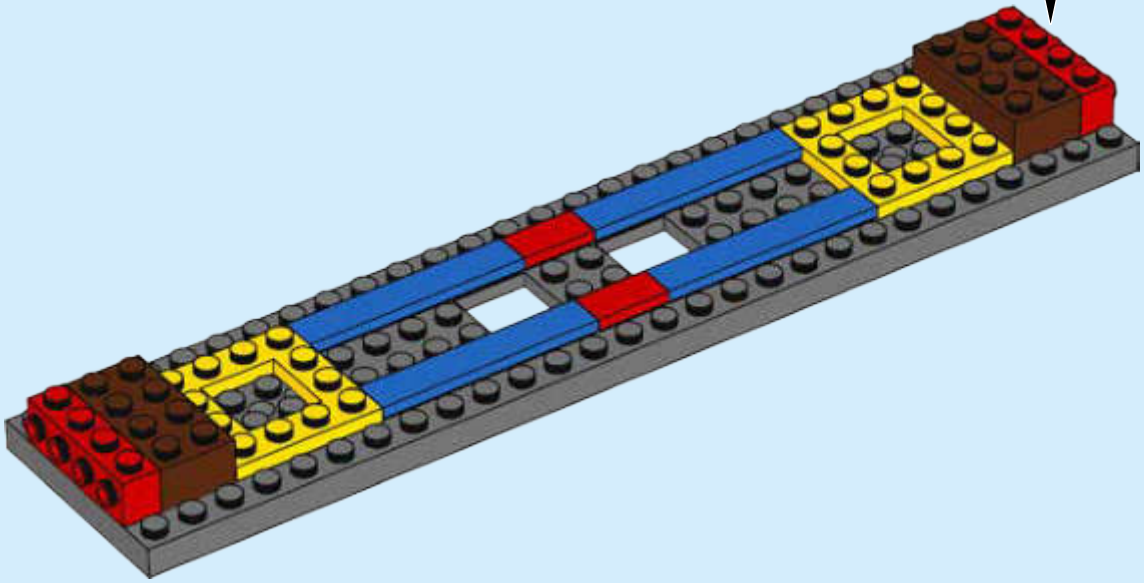
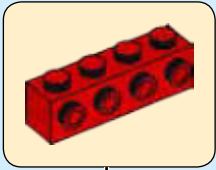


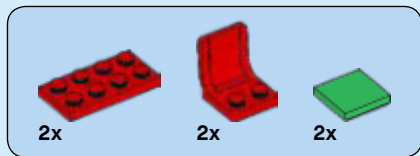
3



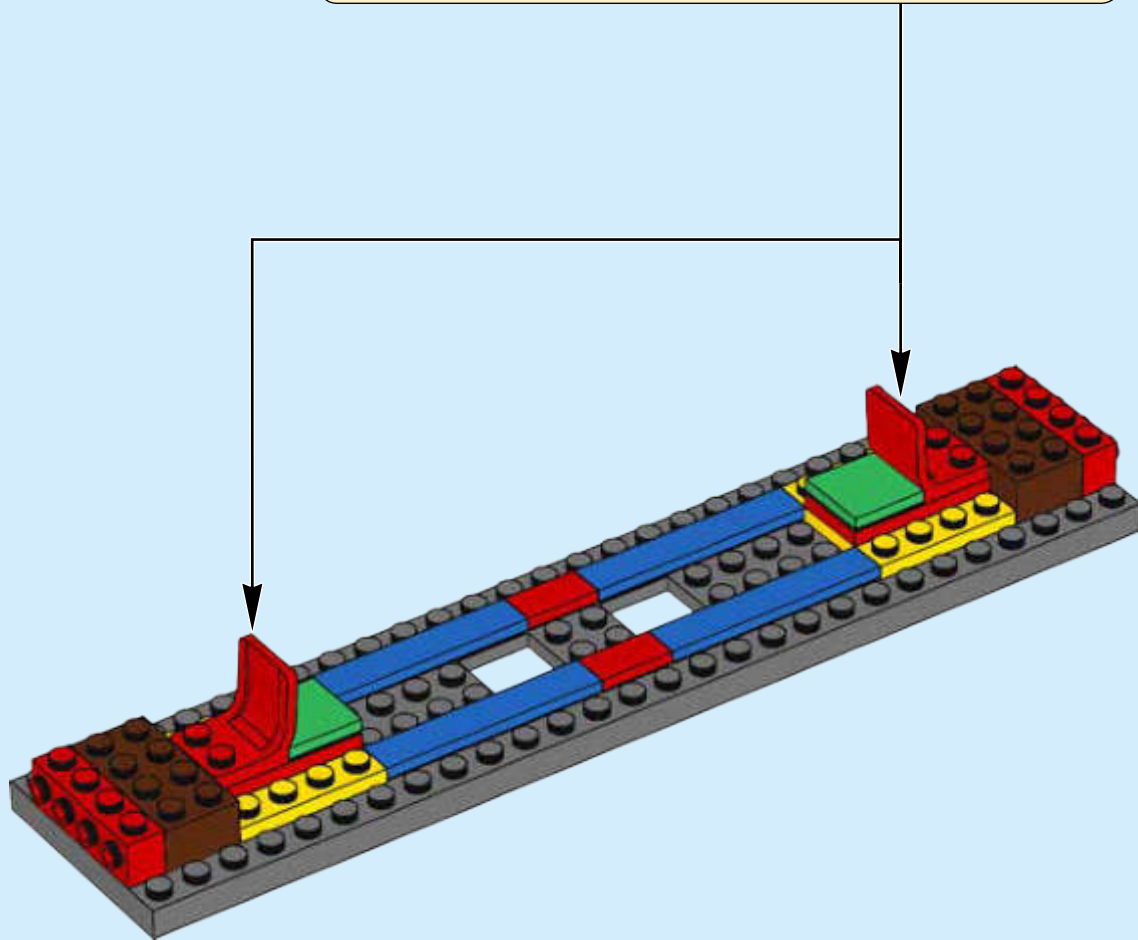
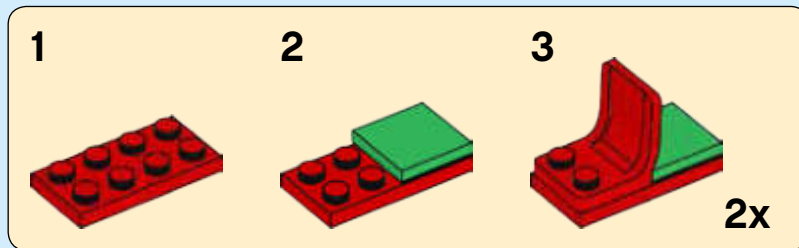



4



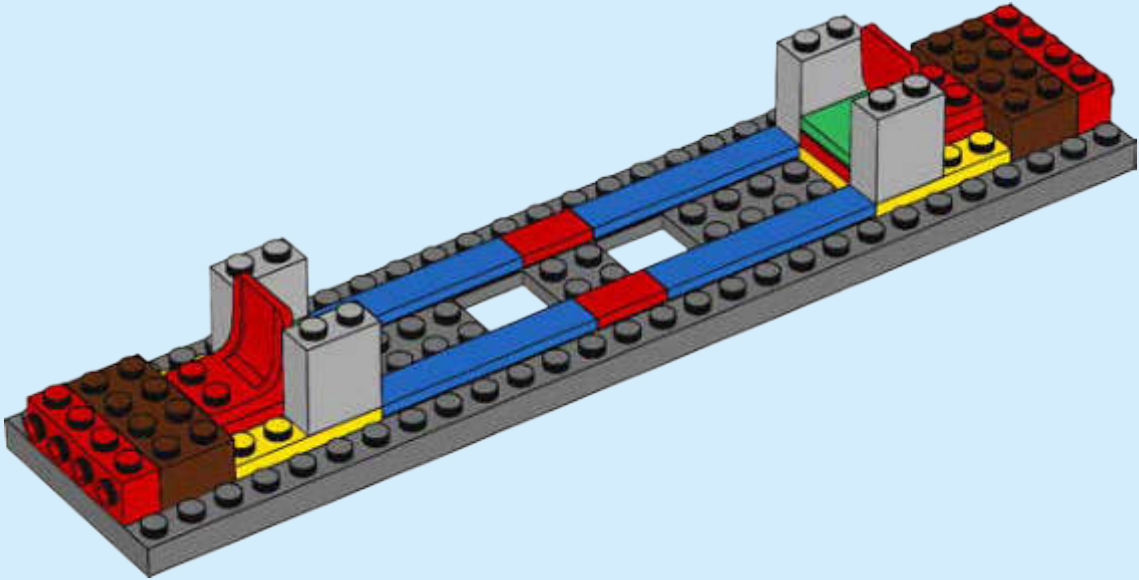


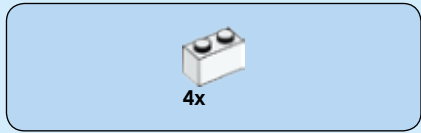
5



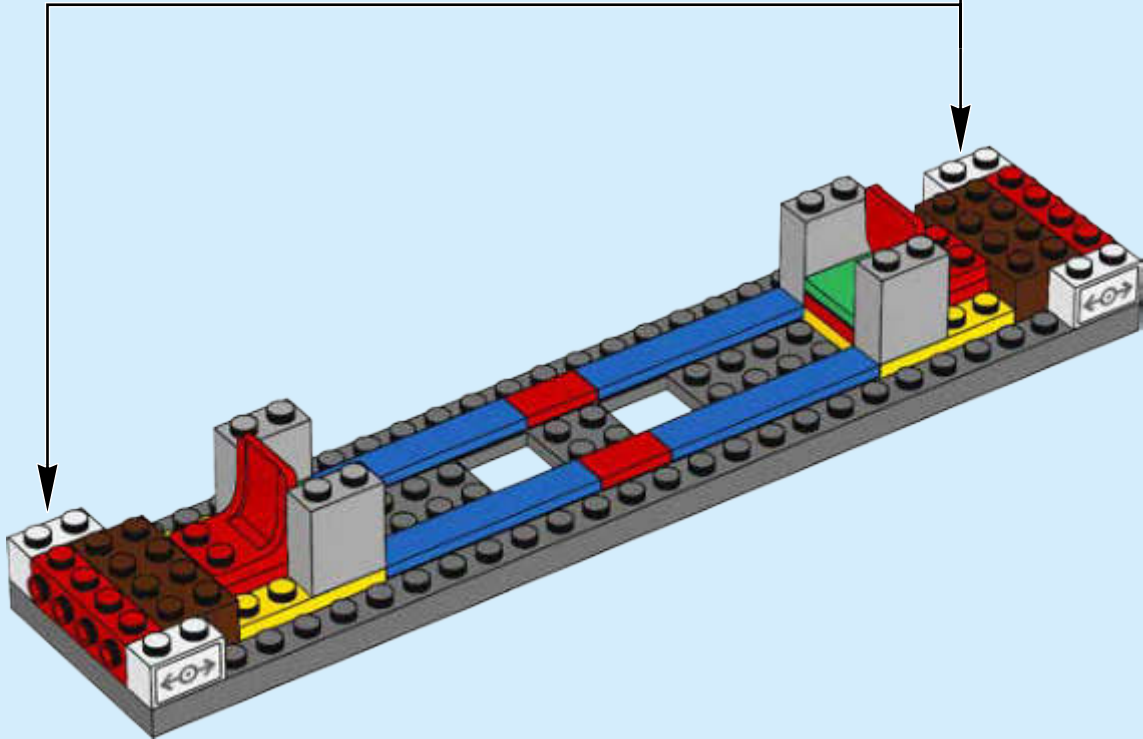
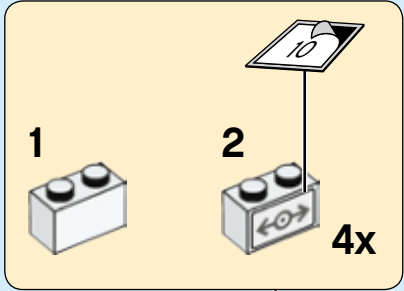


6





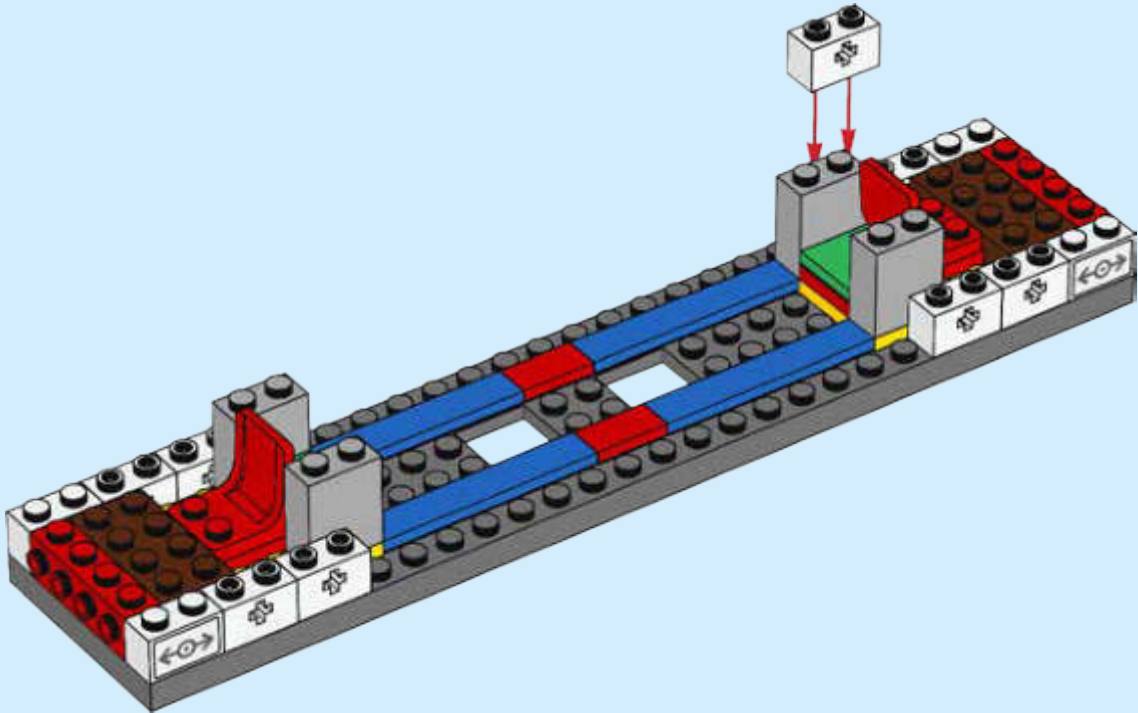
7





8x

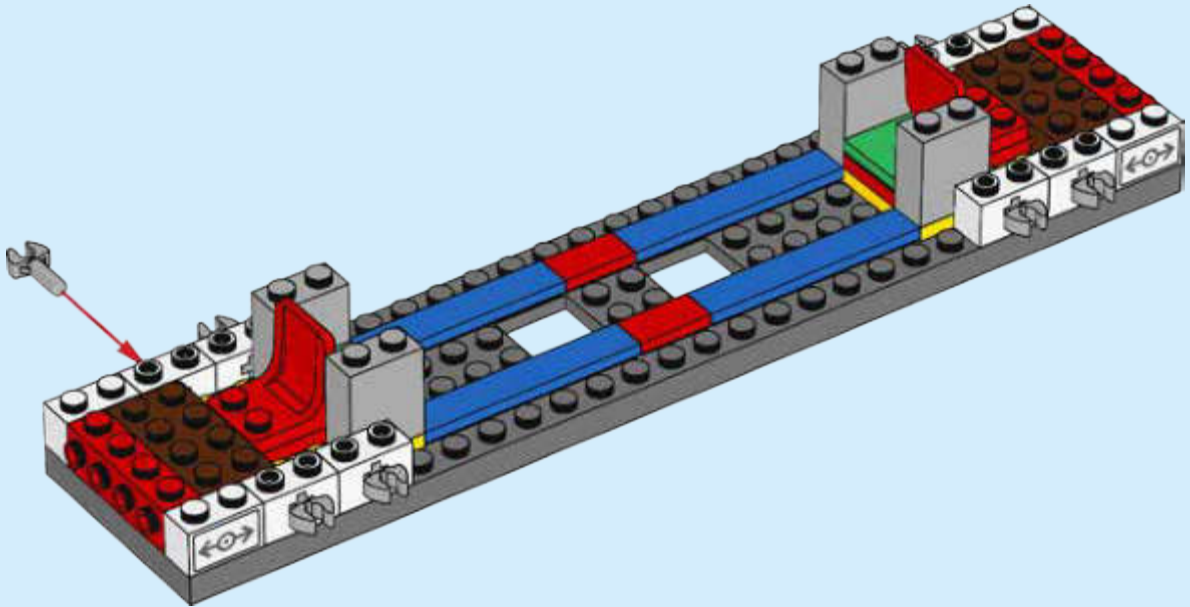
8

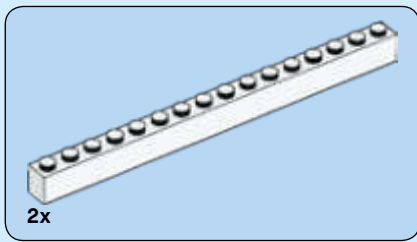




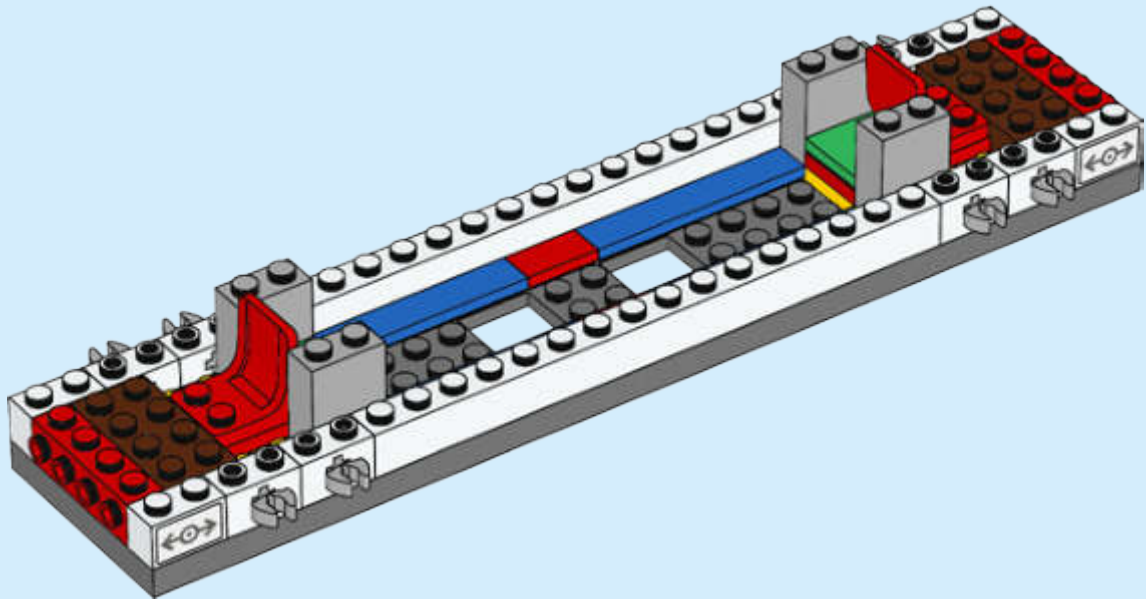
8x

9





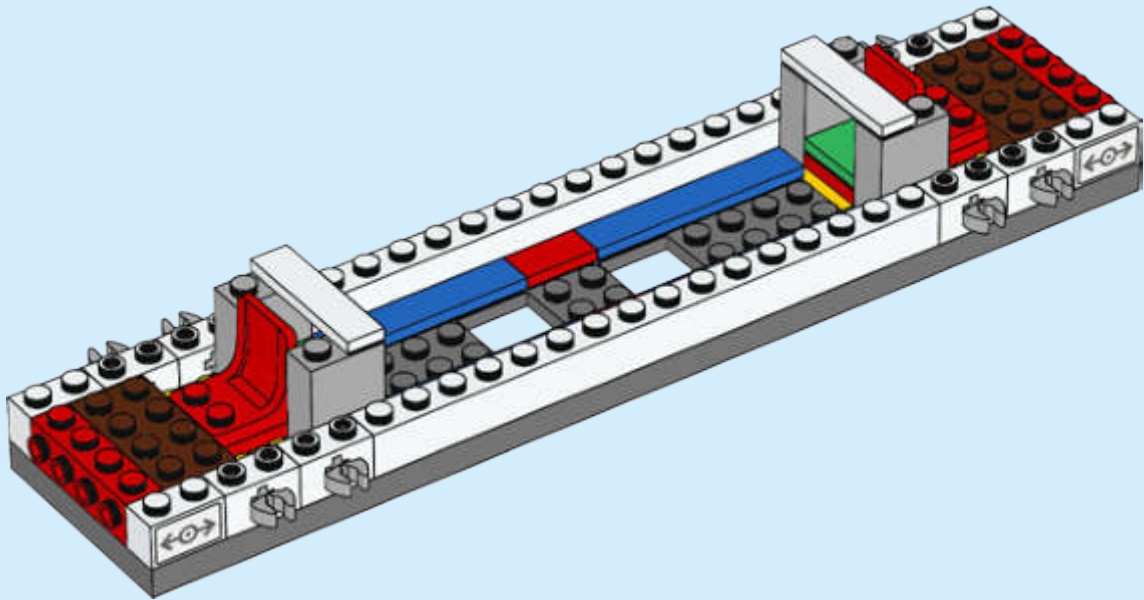
10

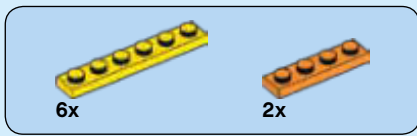




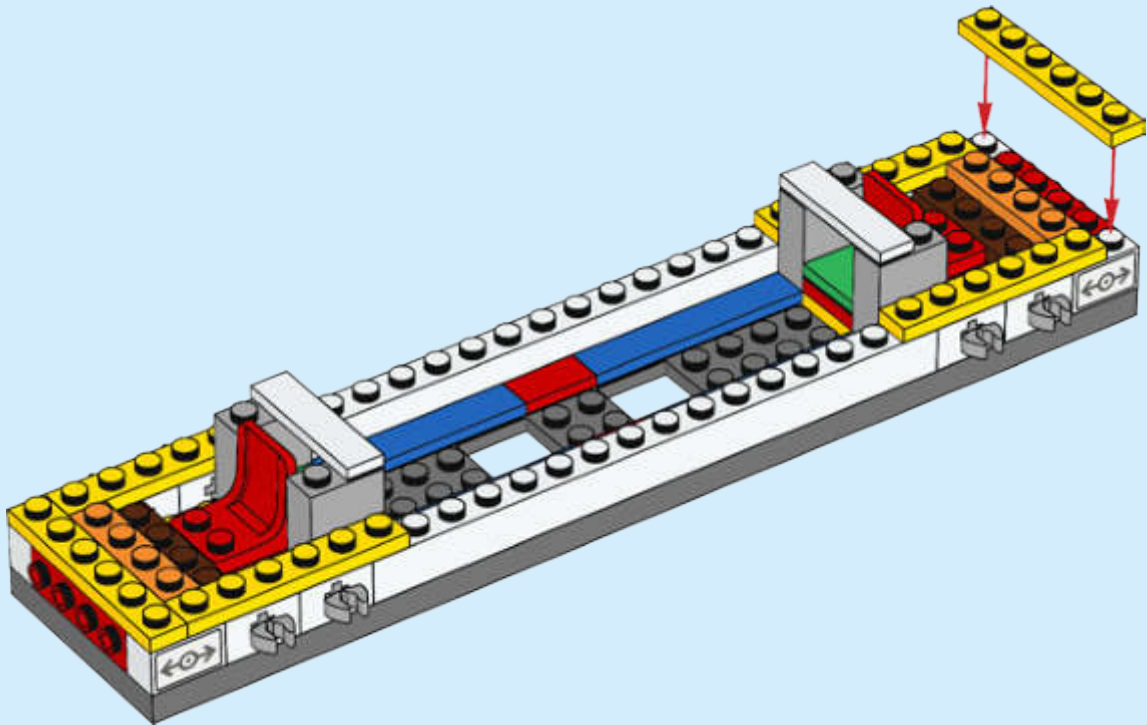
2x

11





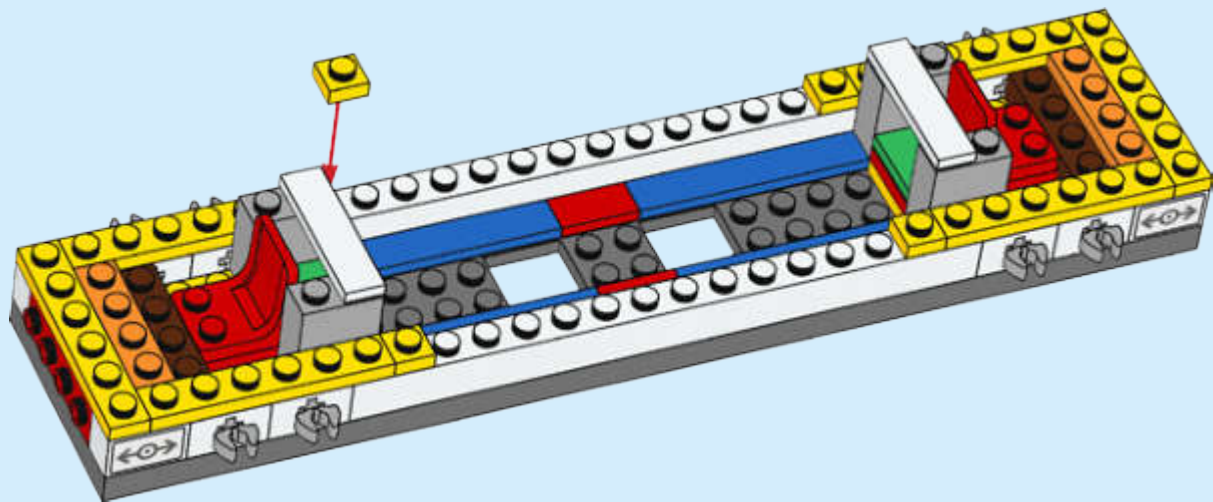
12






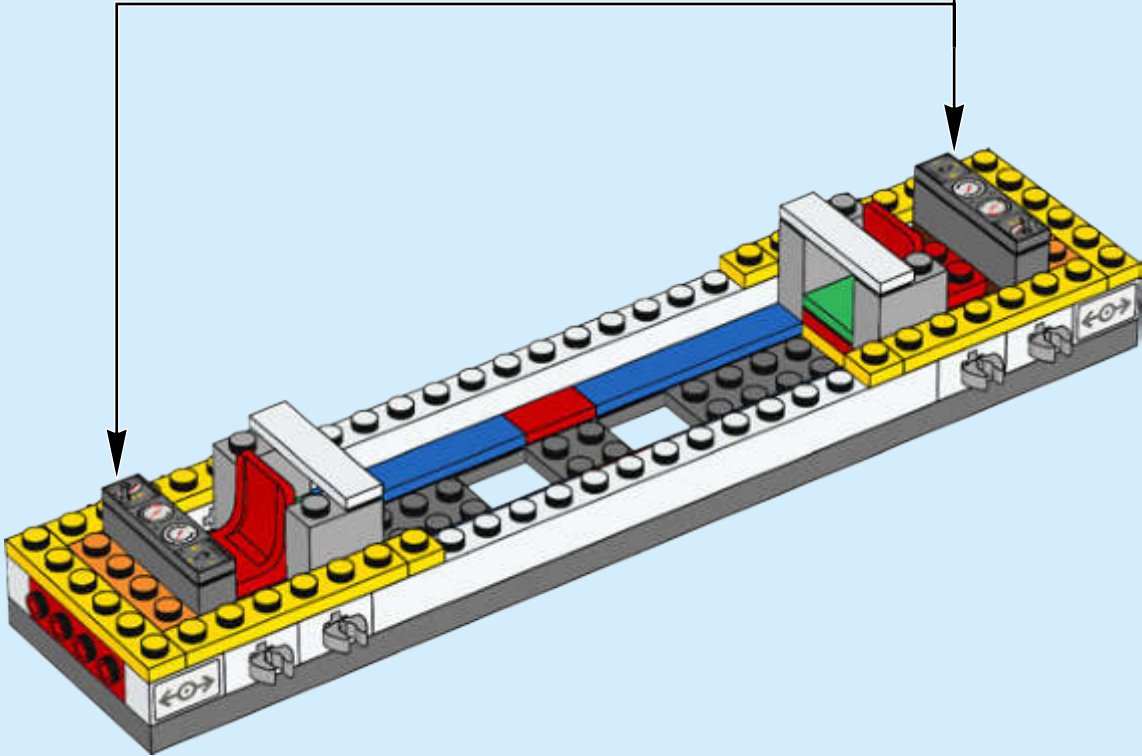
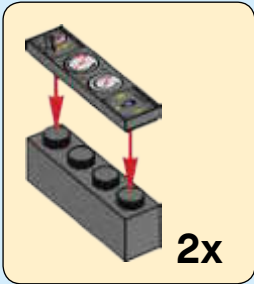
4x

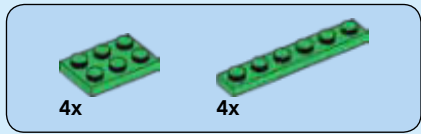
13



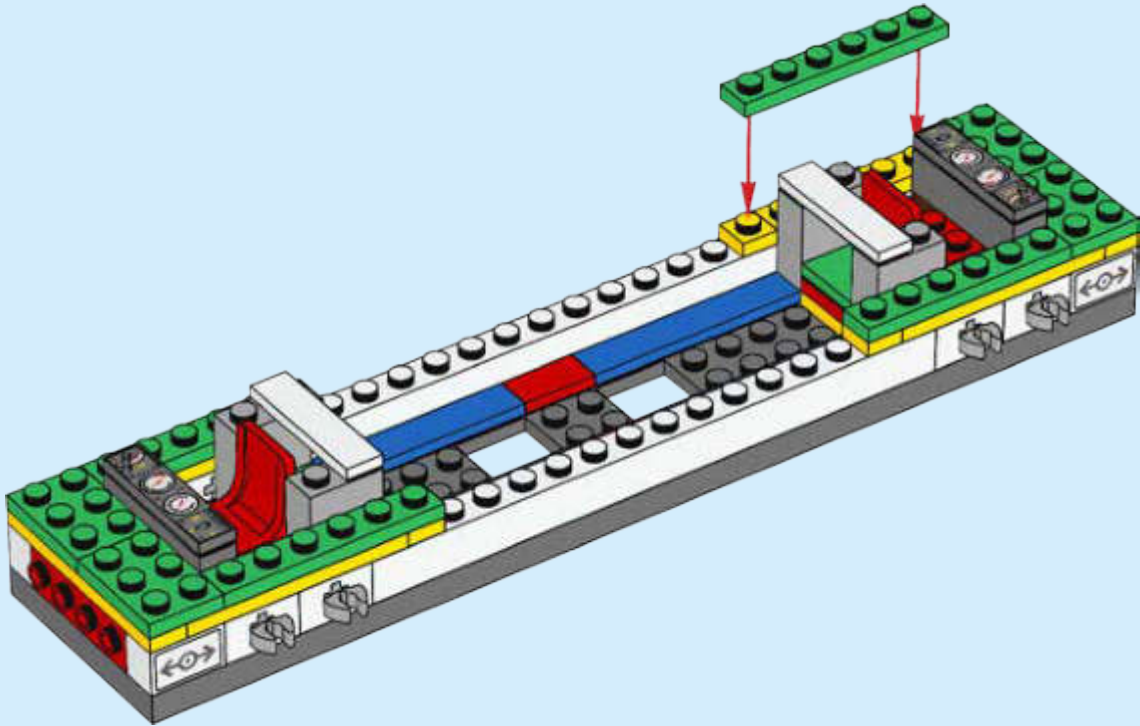


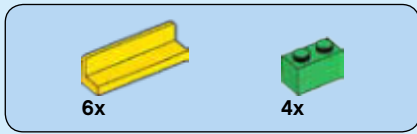
14



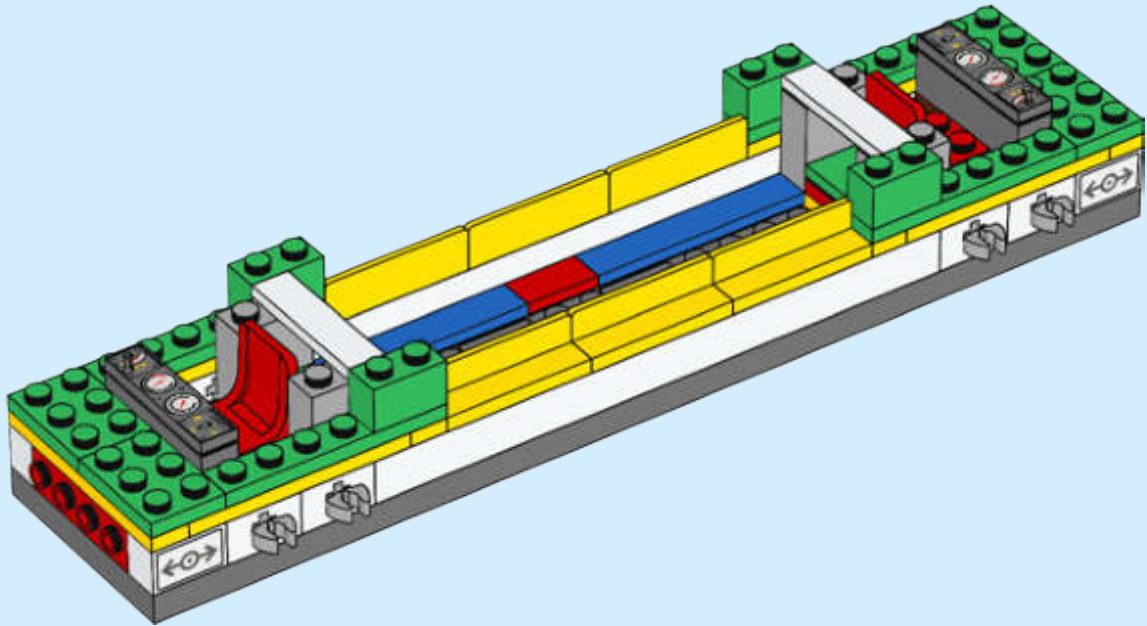


15





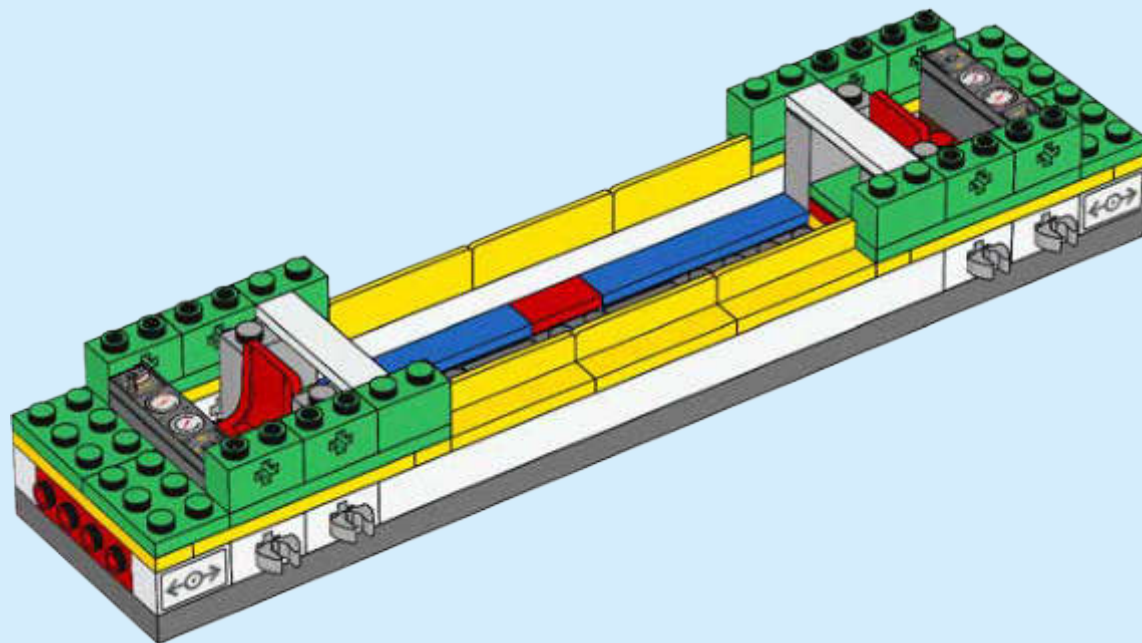
16





8x

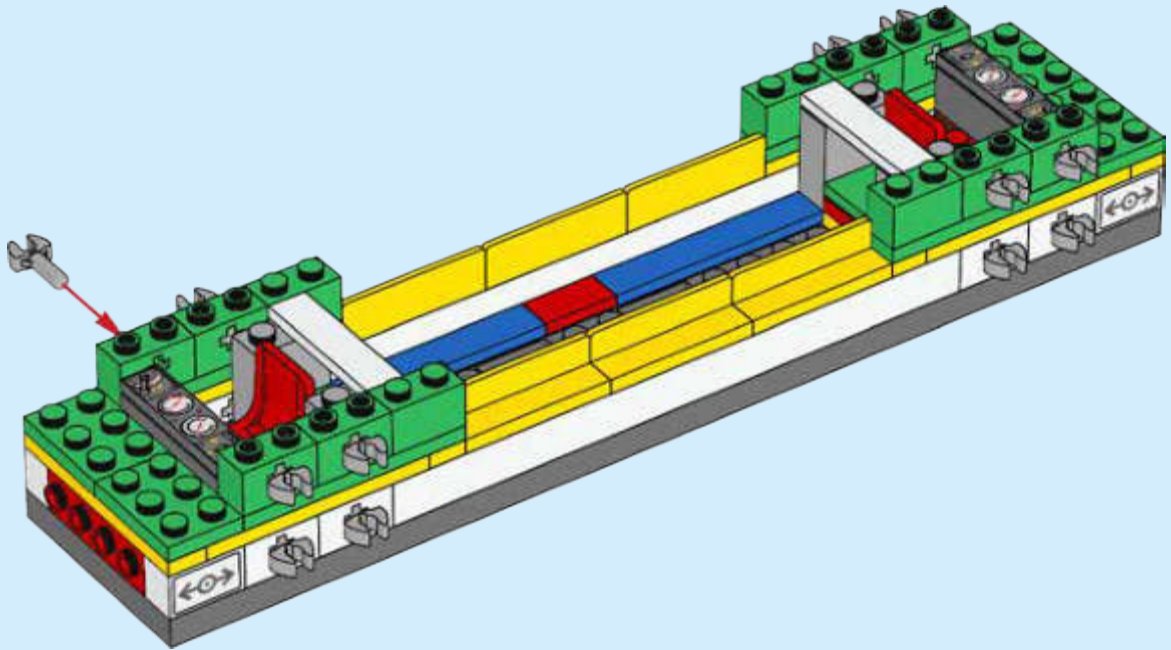
17

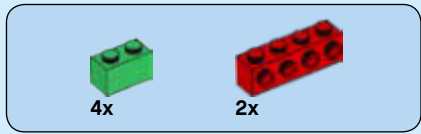




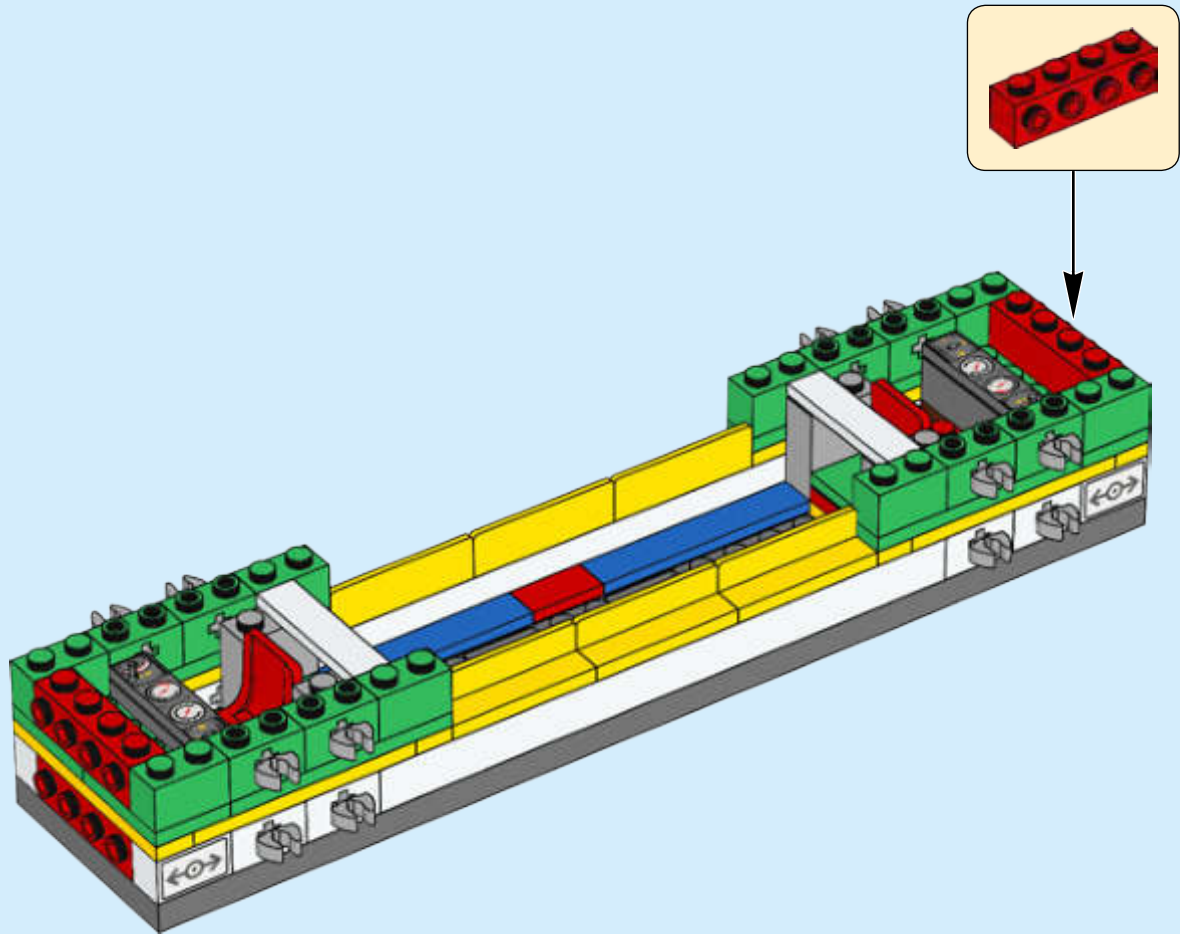
8x

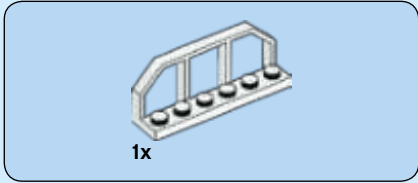

18



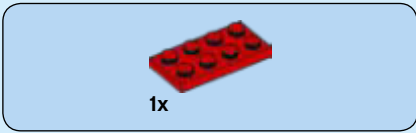
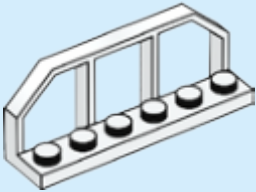


19

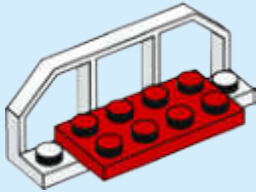





20


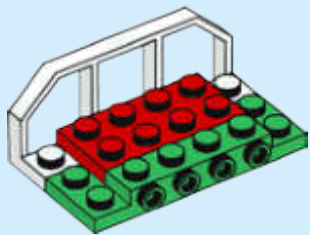


21

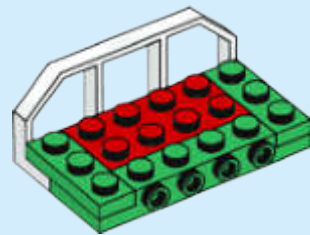


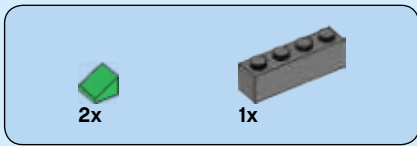


22

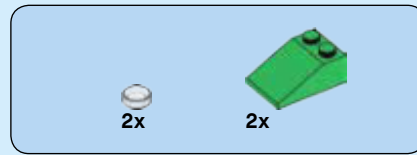
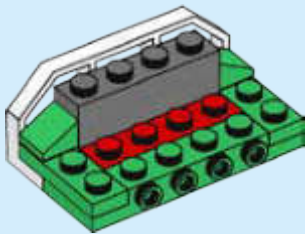


23

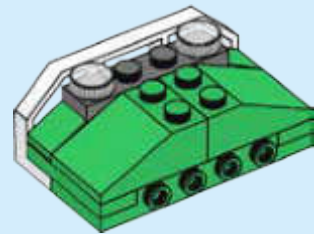


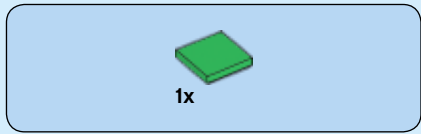


24

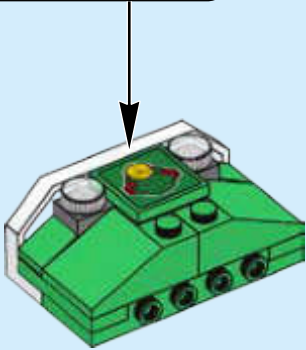
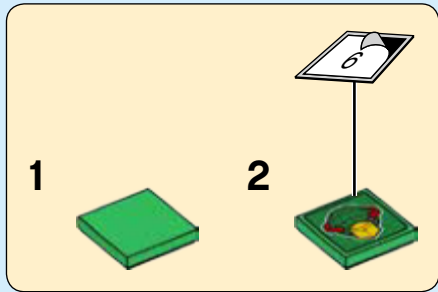


25

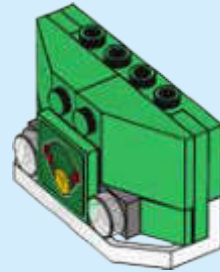
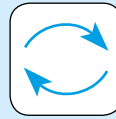




26


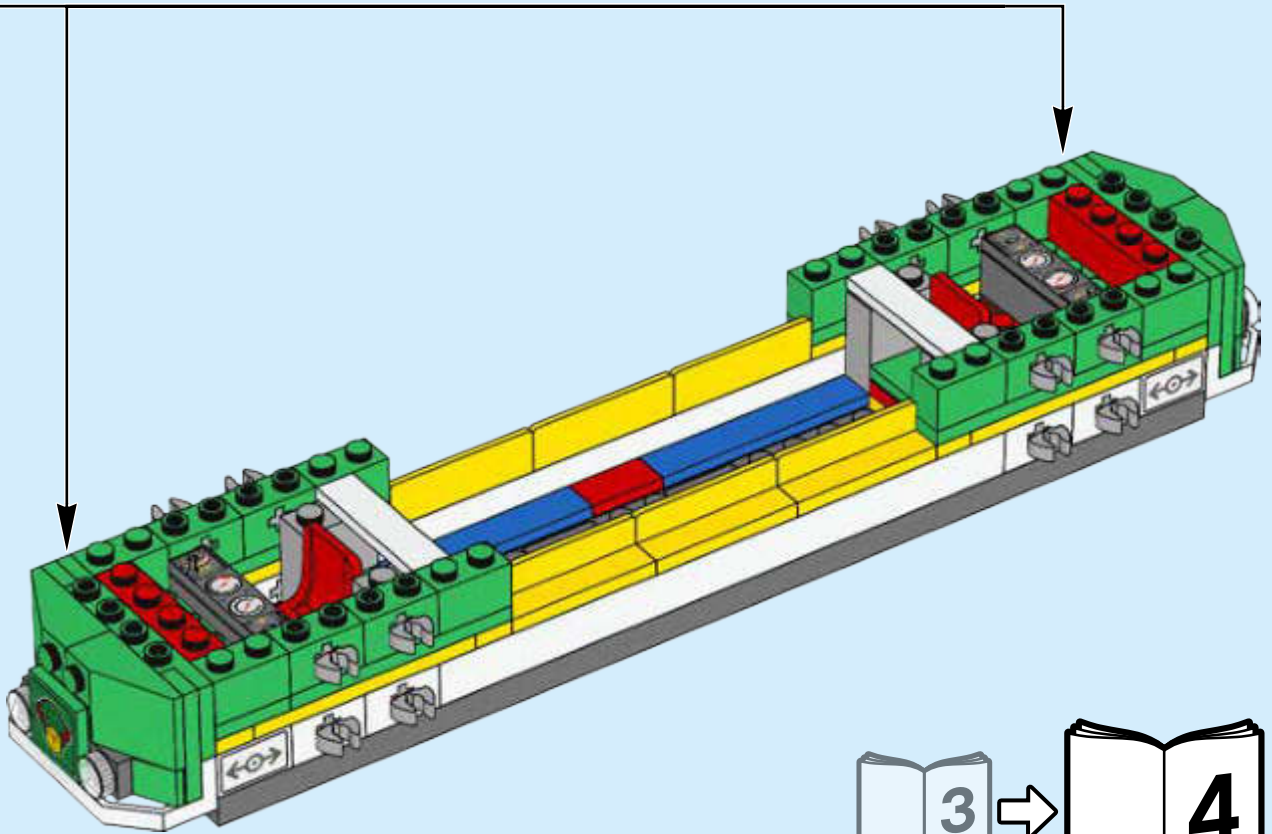


27



2x

28






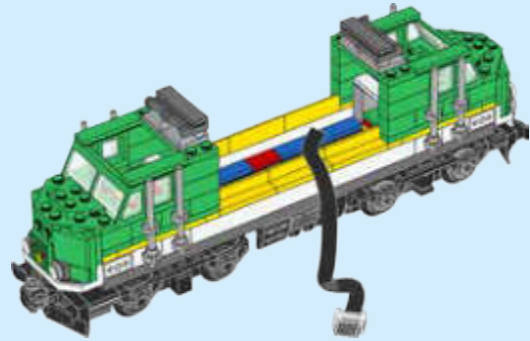



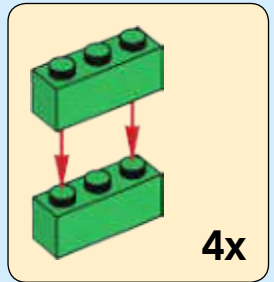

CITY

60198

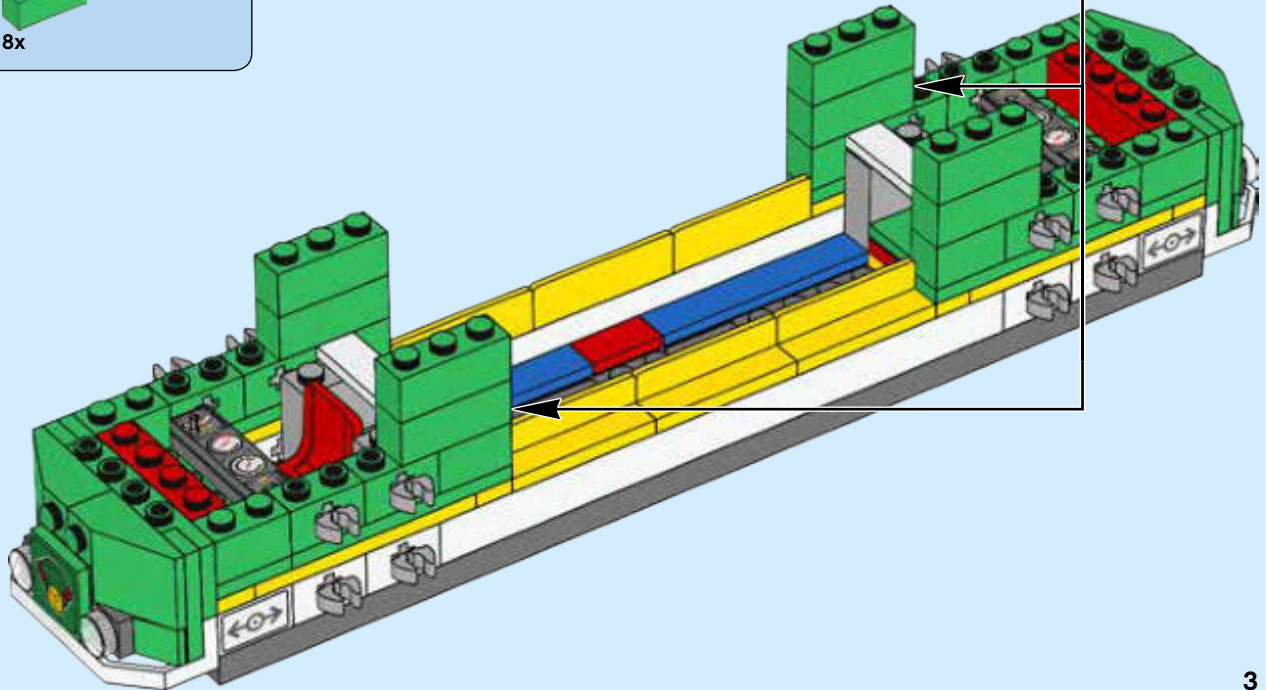



 [LEGO.com/city](https://www.LEGO.com/city)



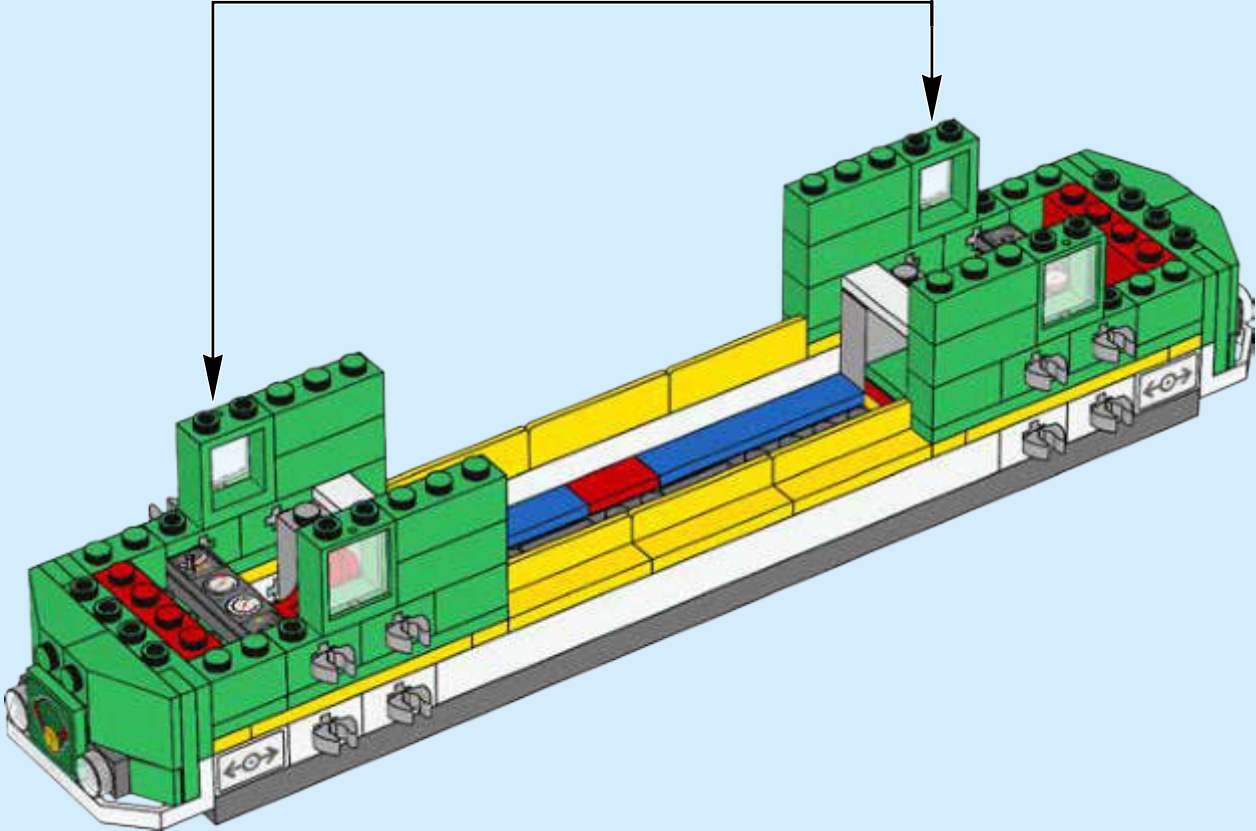
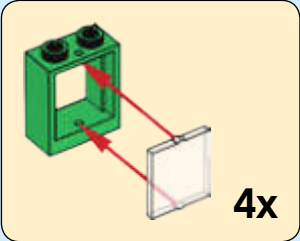


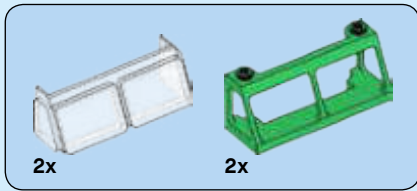
29



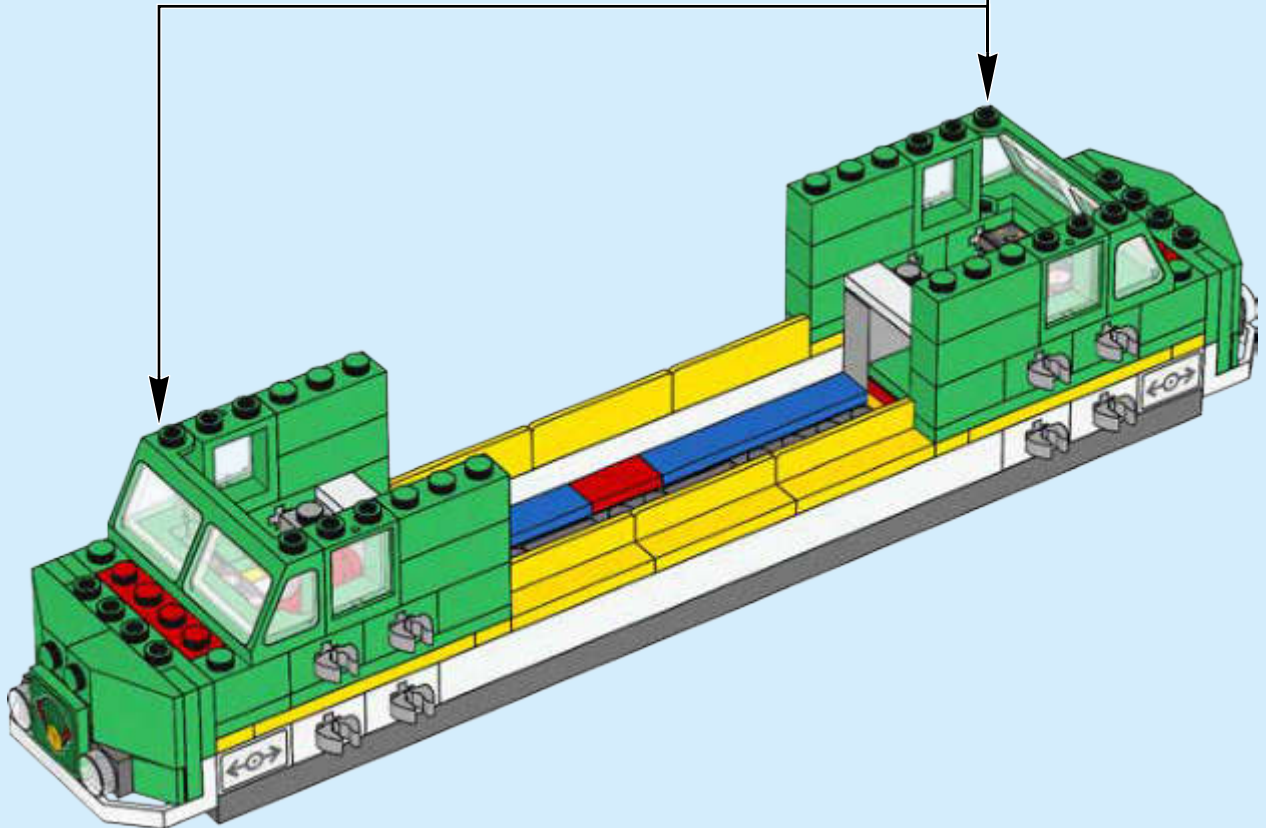
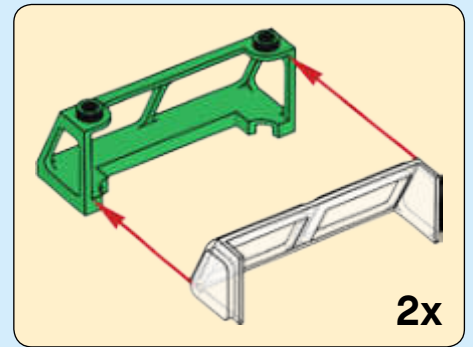


30





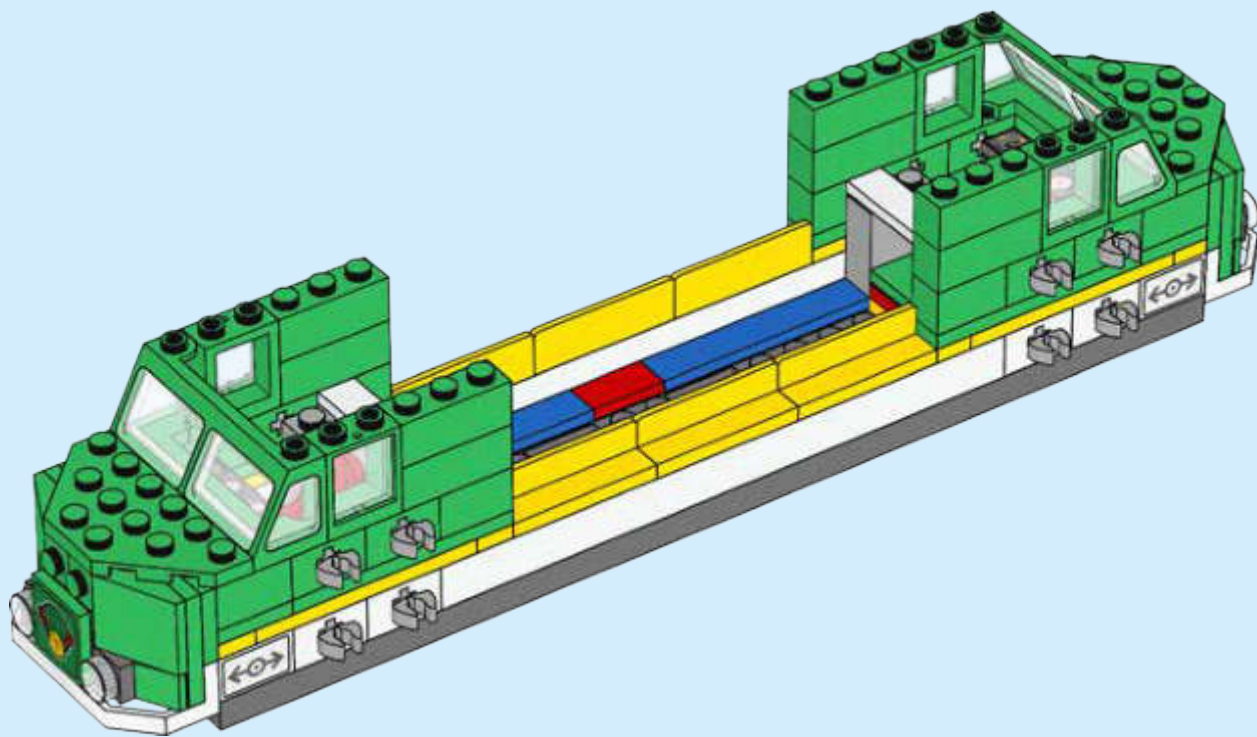
31





2x

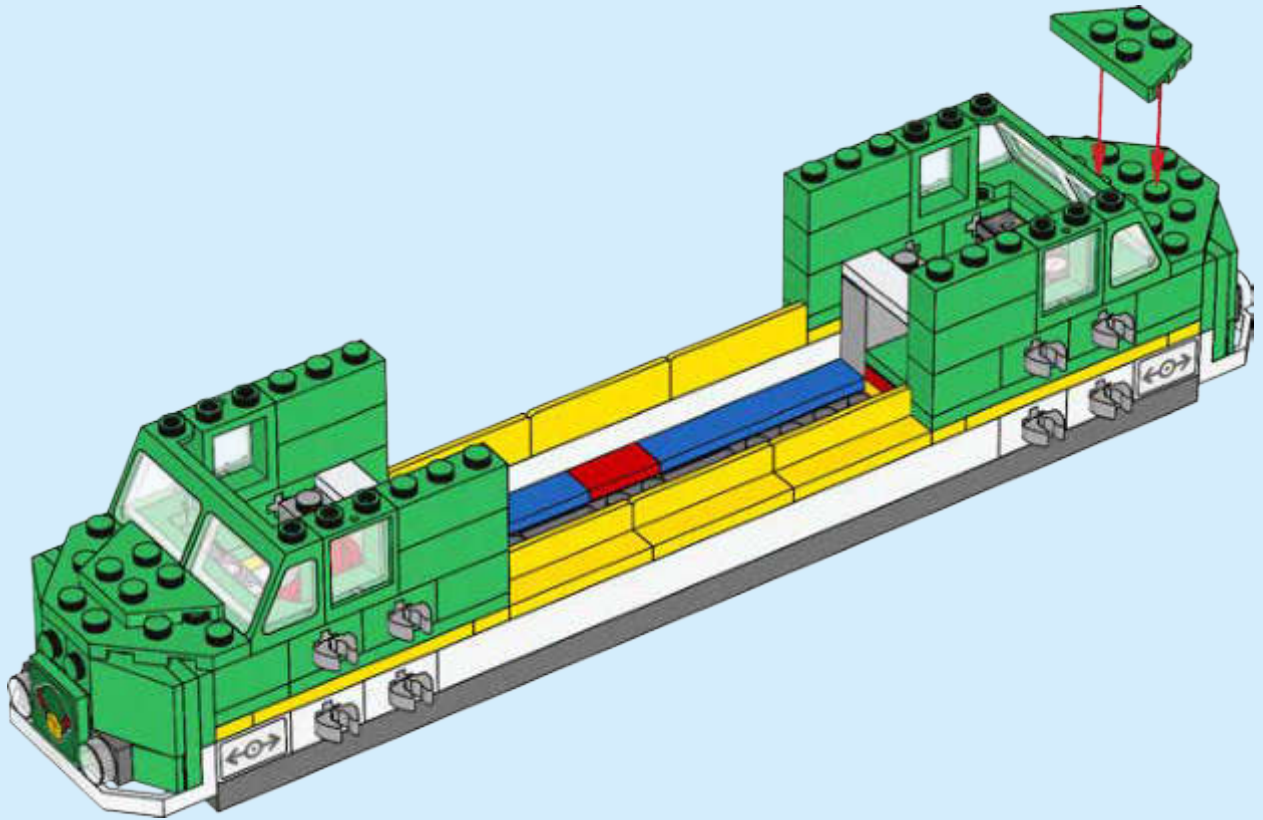
32

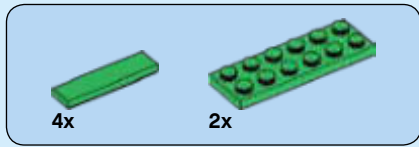




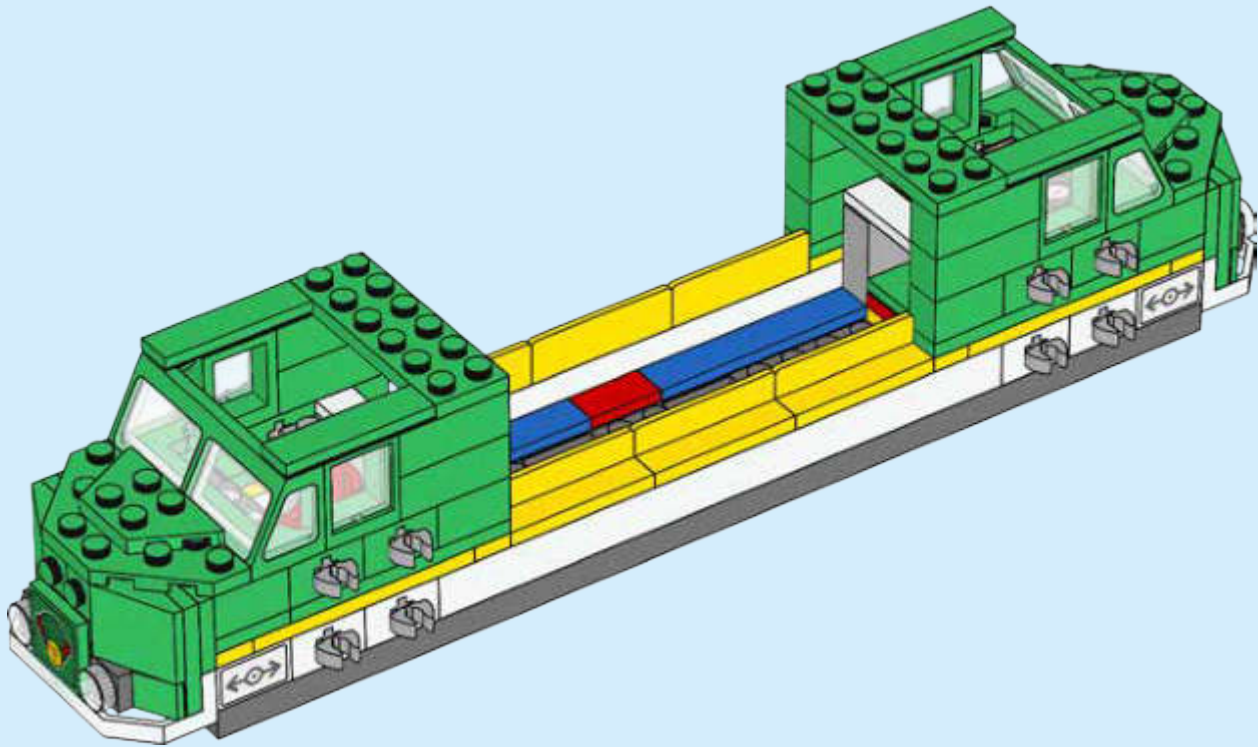
2x


33



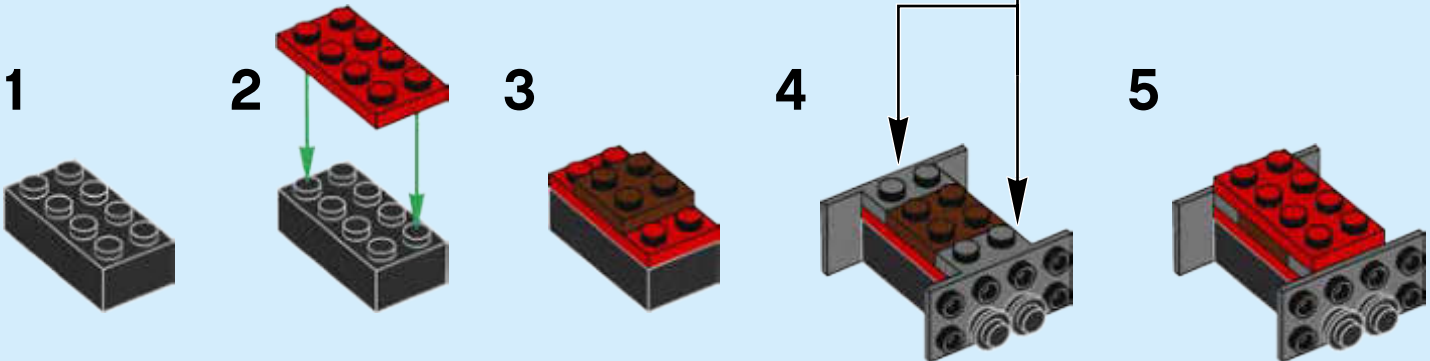



34






35




1



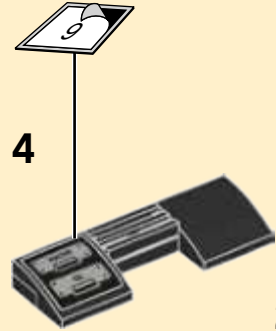
2



3

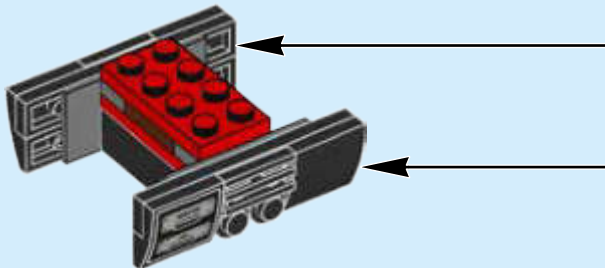


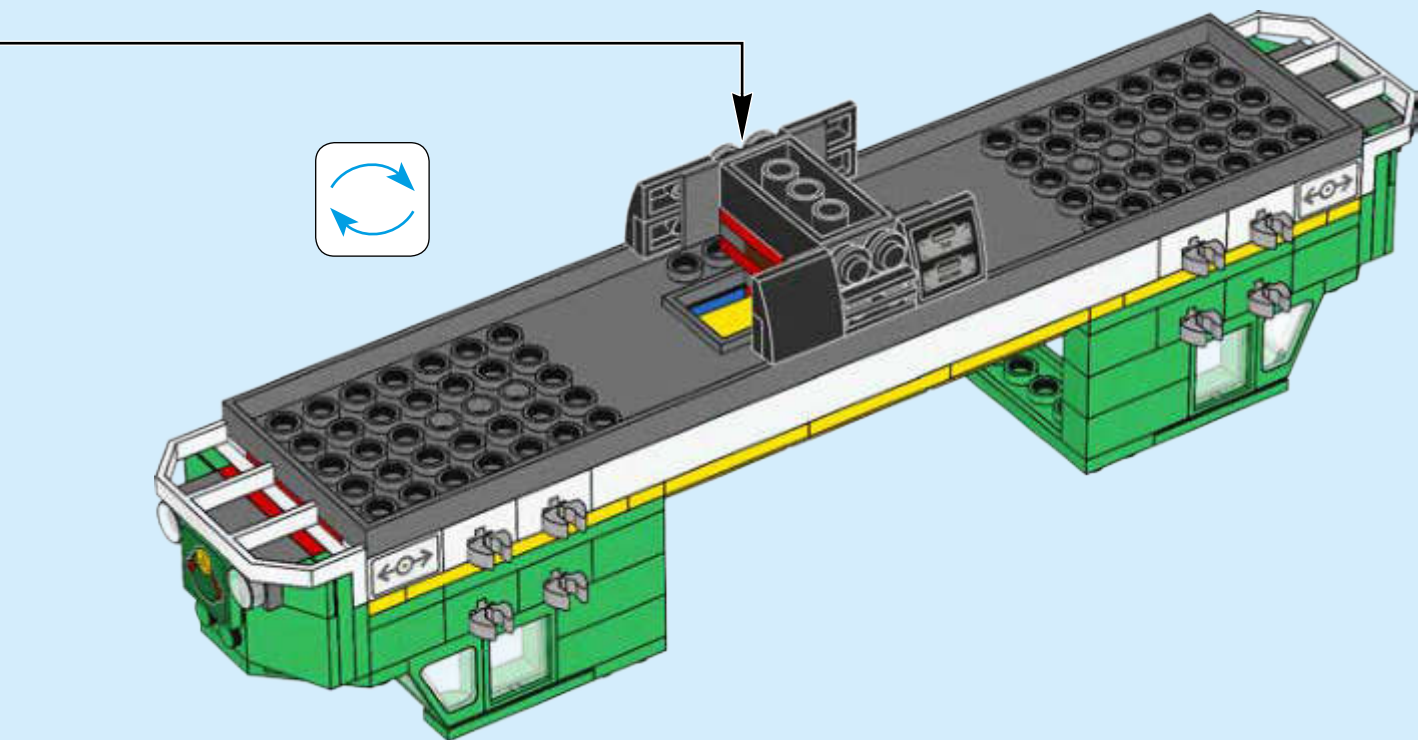
4


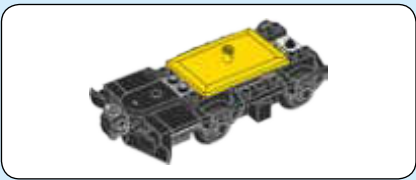


2x

6










1x


36




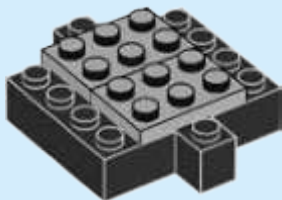
2x

37

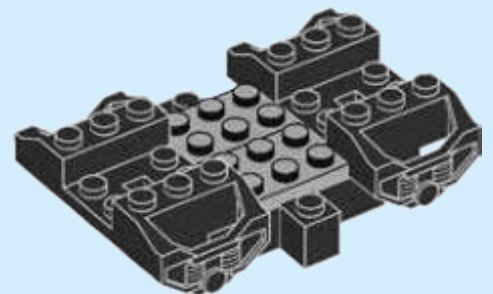


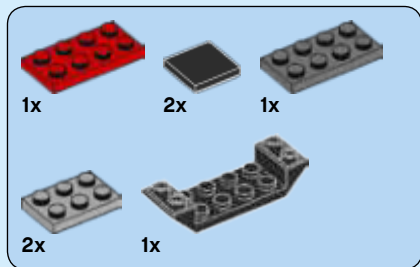


38

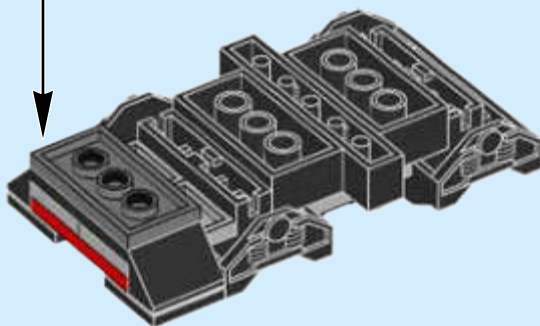
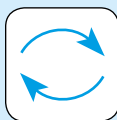
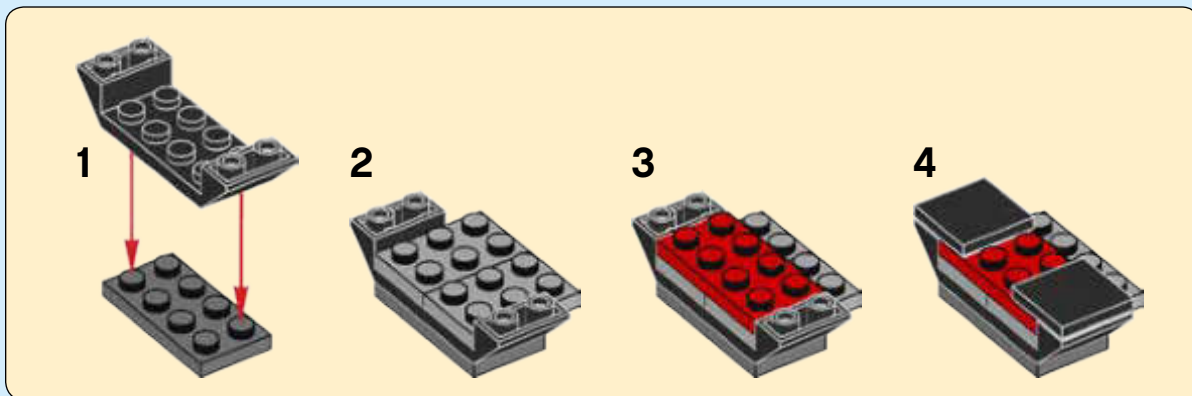



39



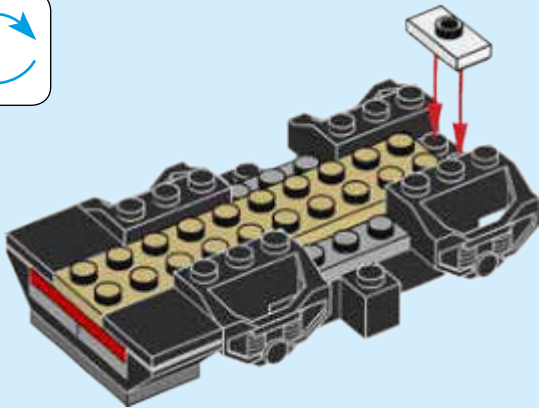
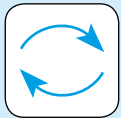


40

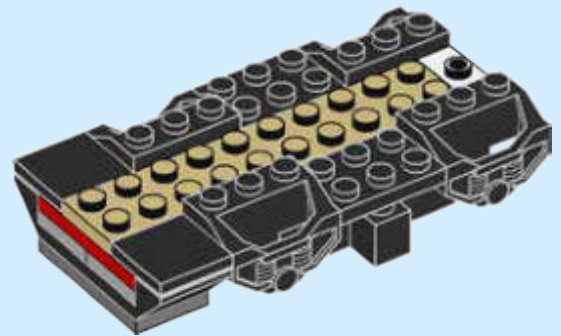


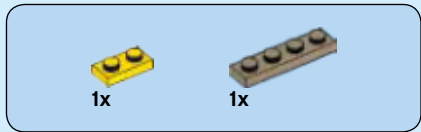


41

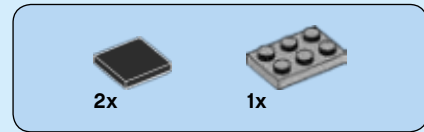
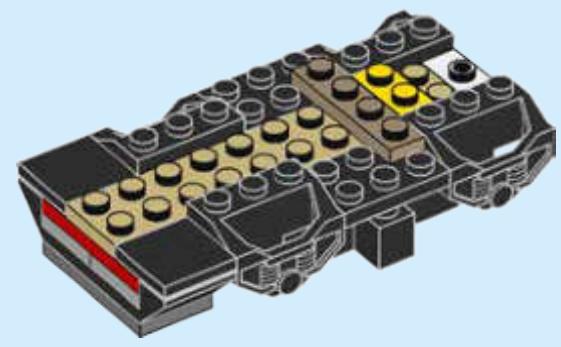


42

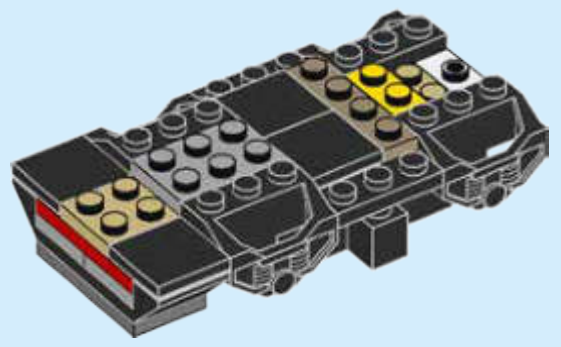


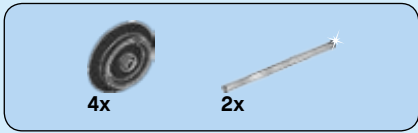


43


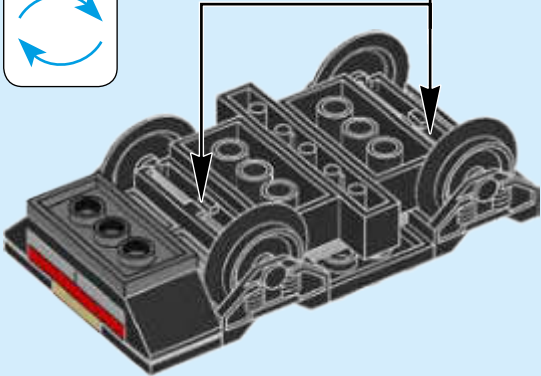
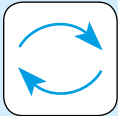
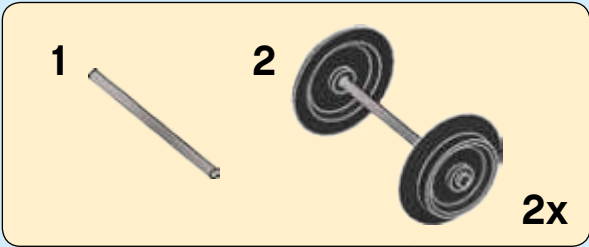


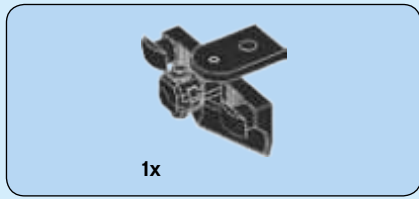
44



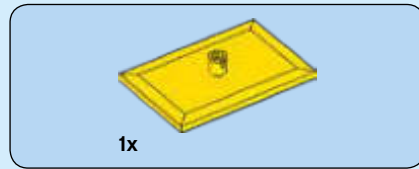
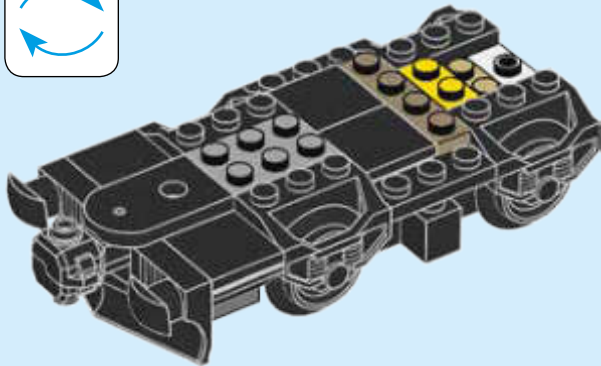
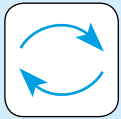
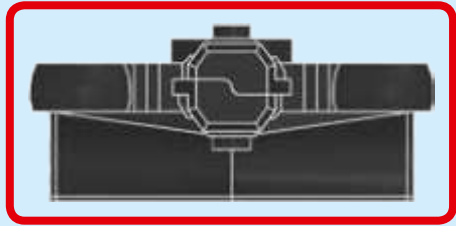


45

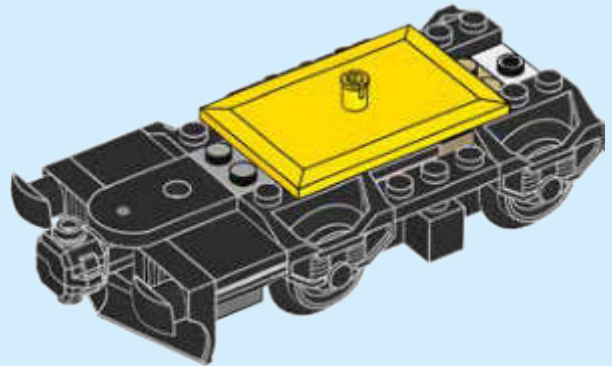




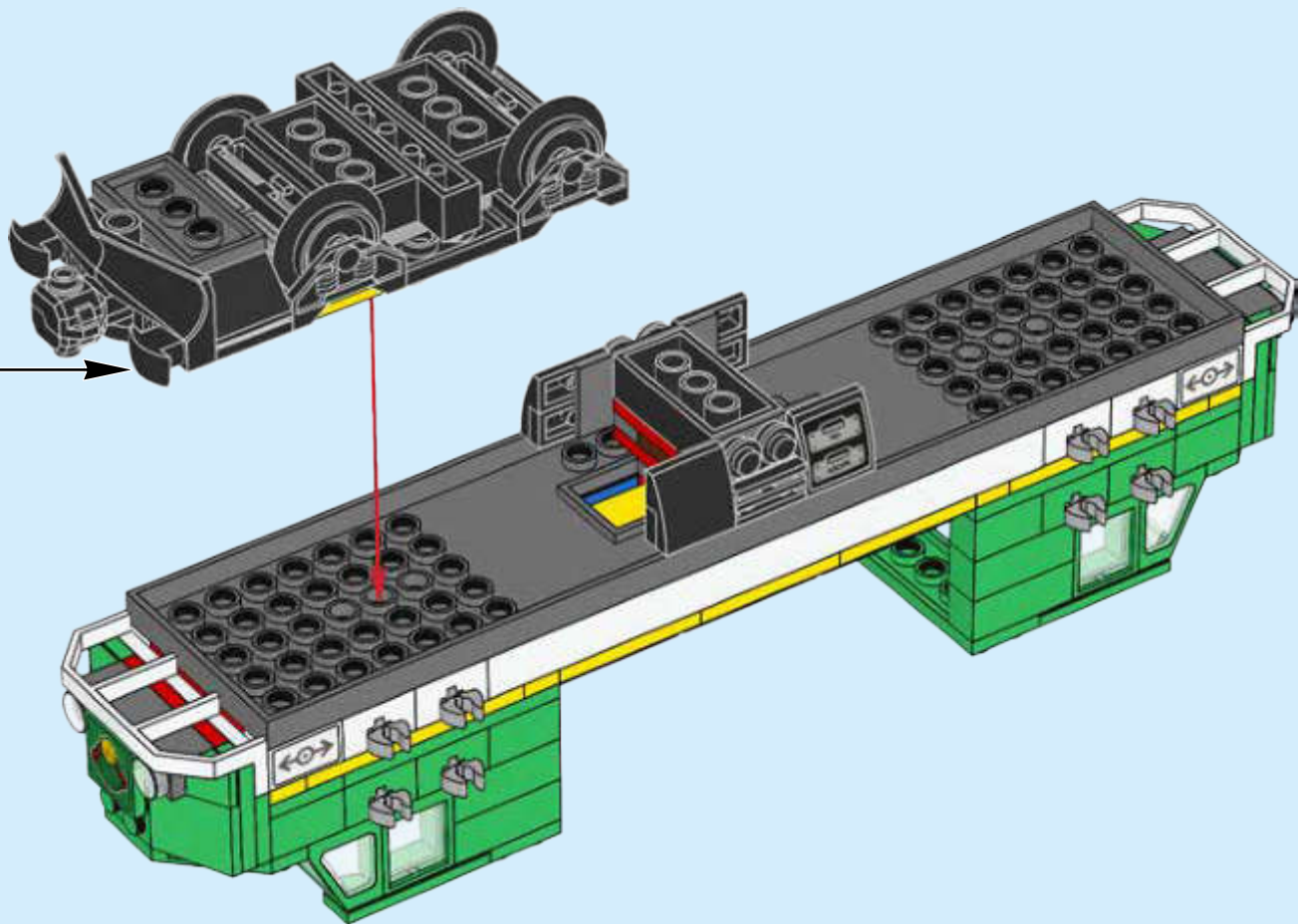
46

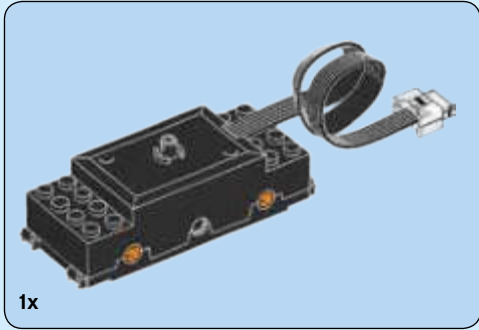



47

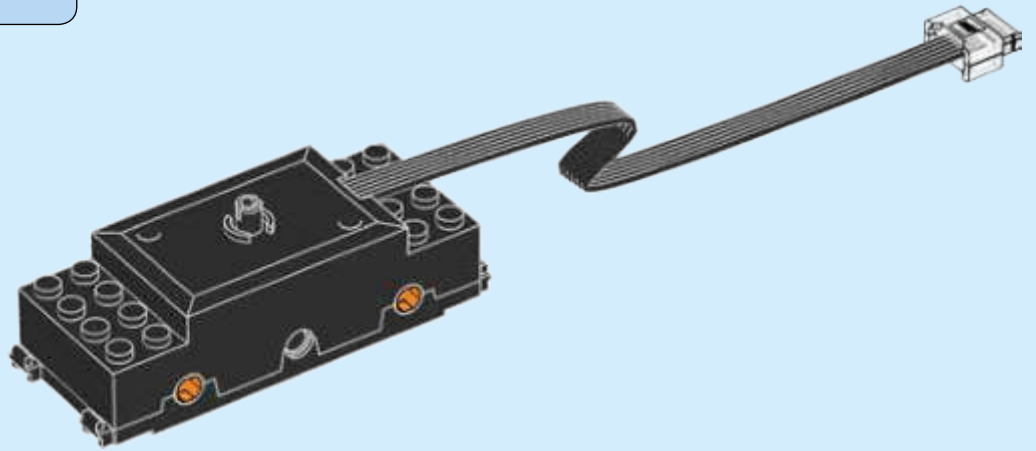


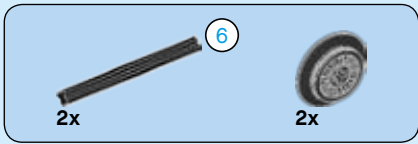
48




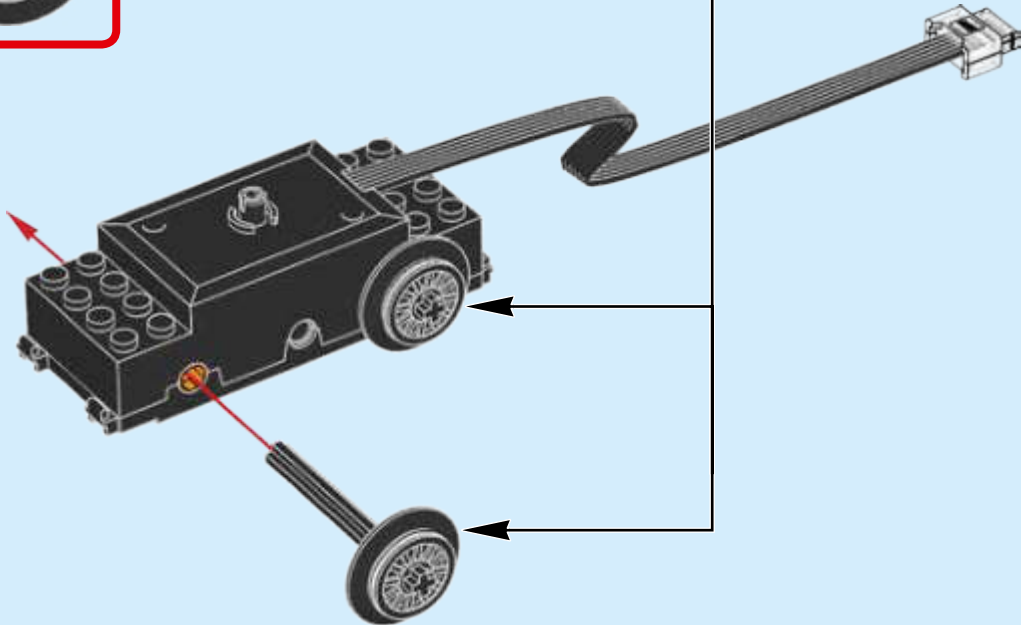
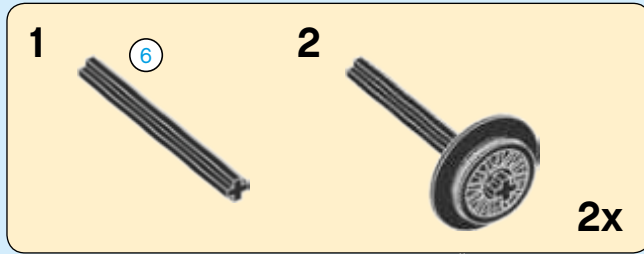



49



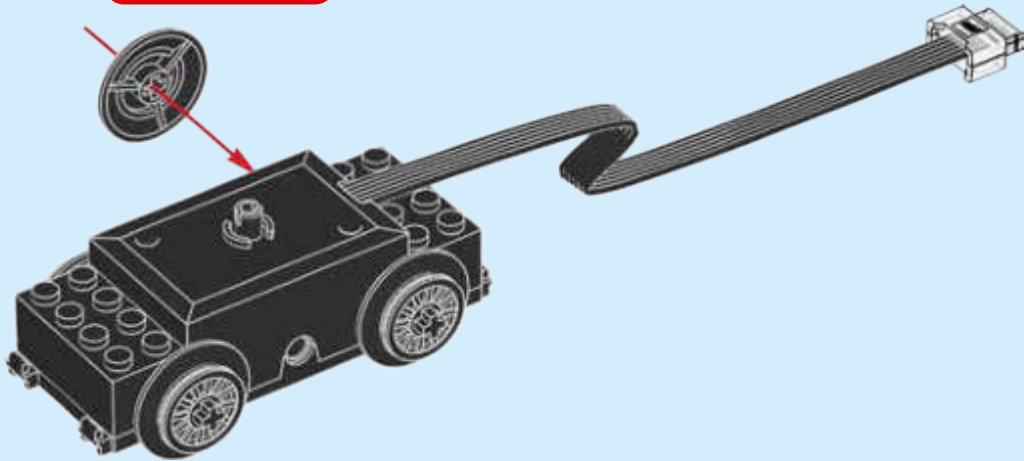


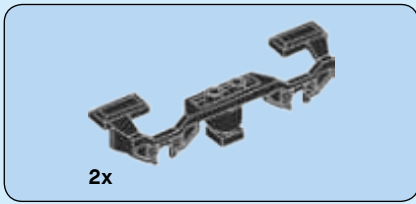
50



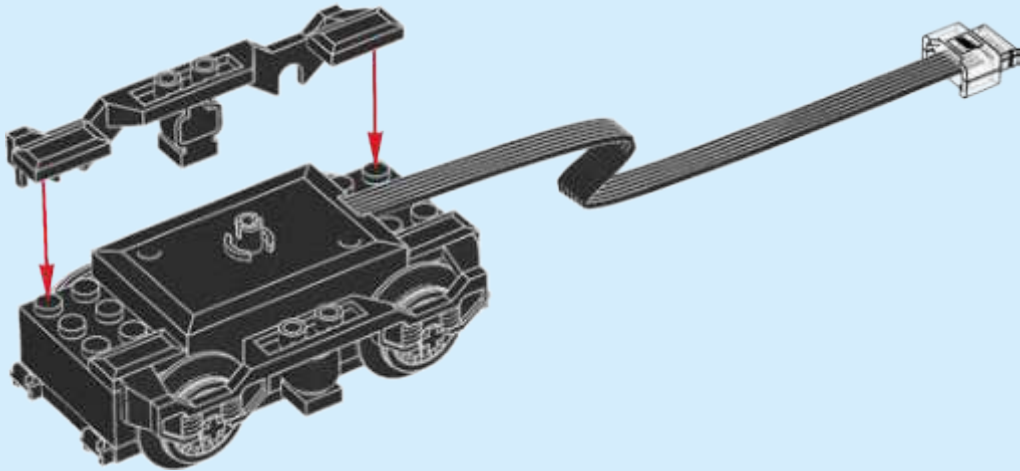



51



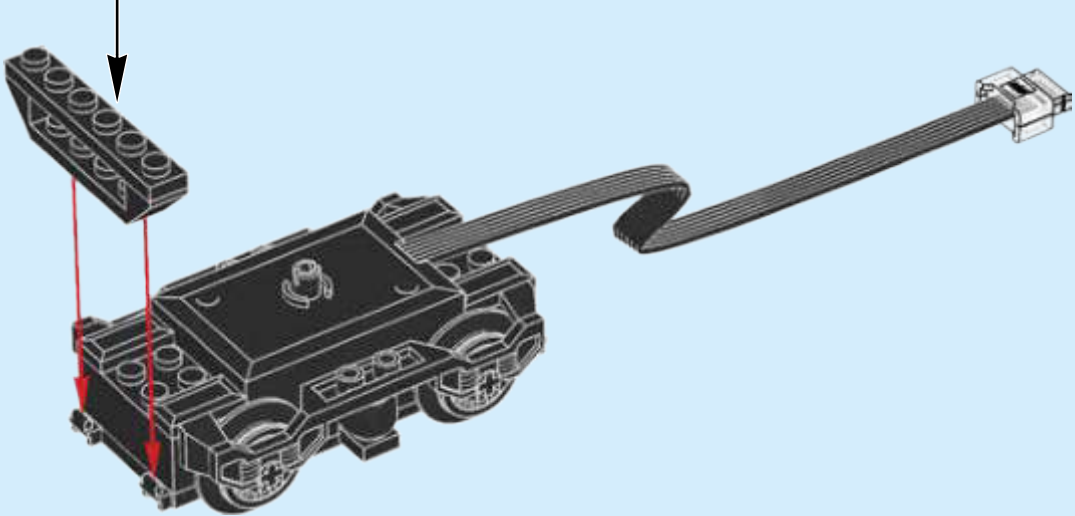
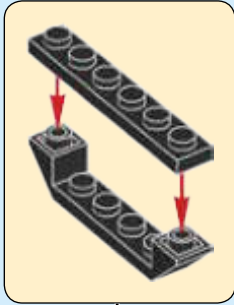


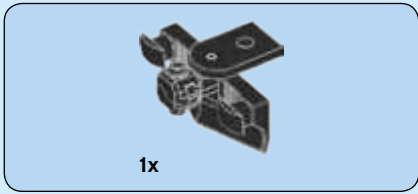
52



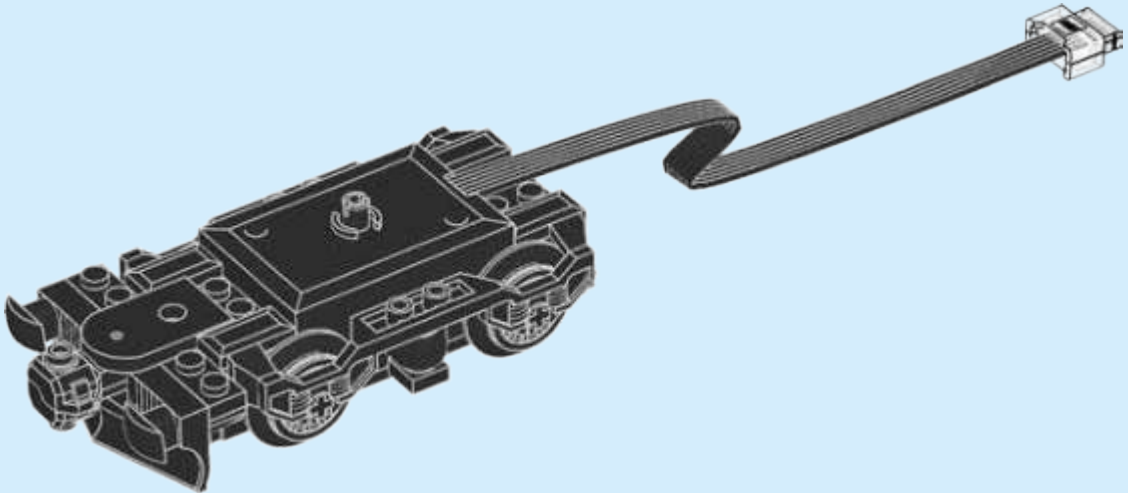
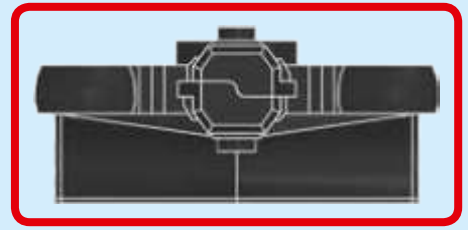


53

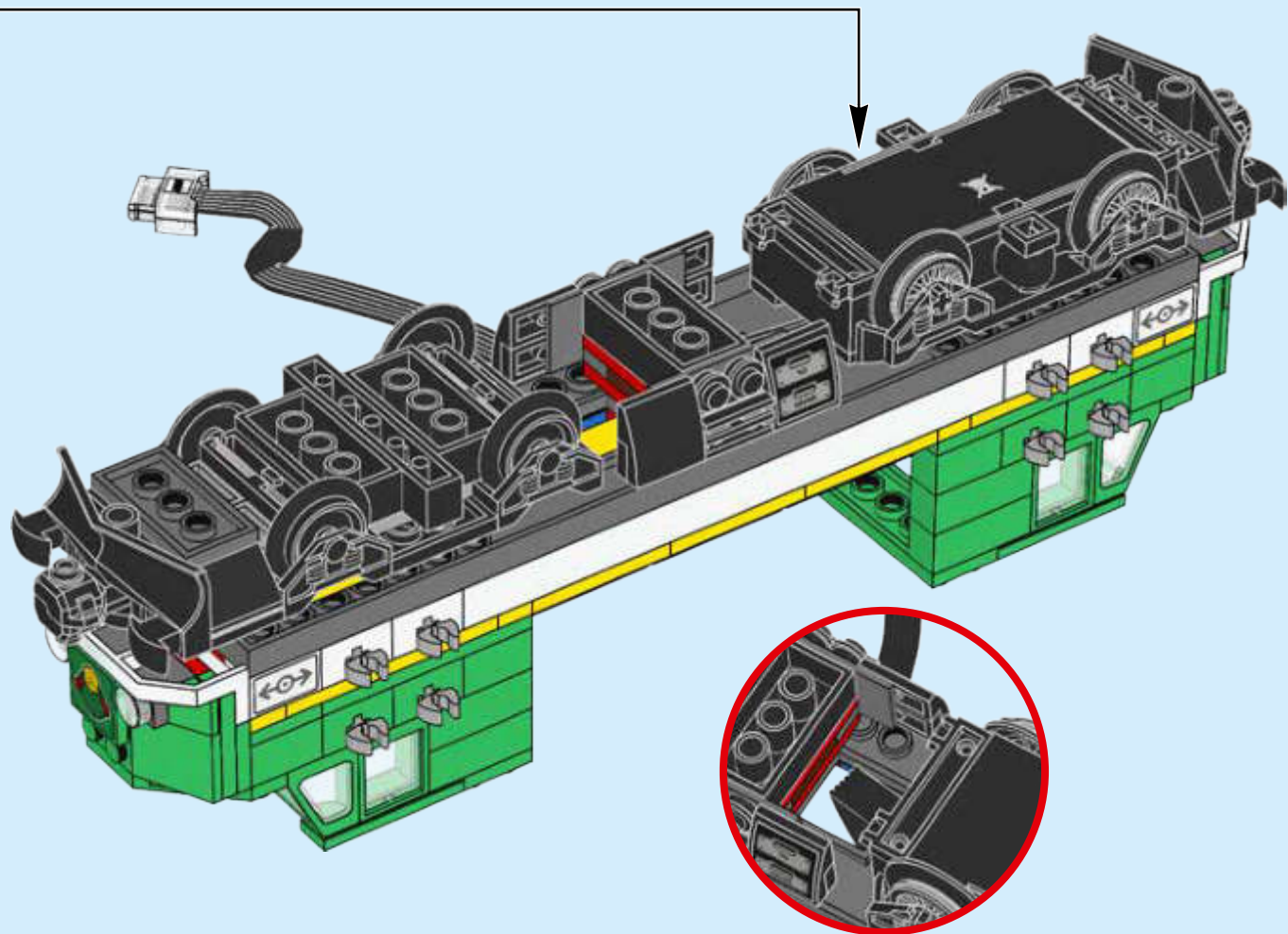


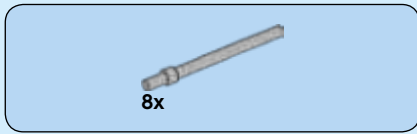


54

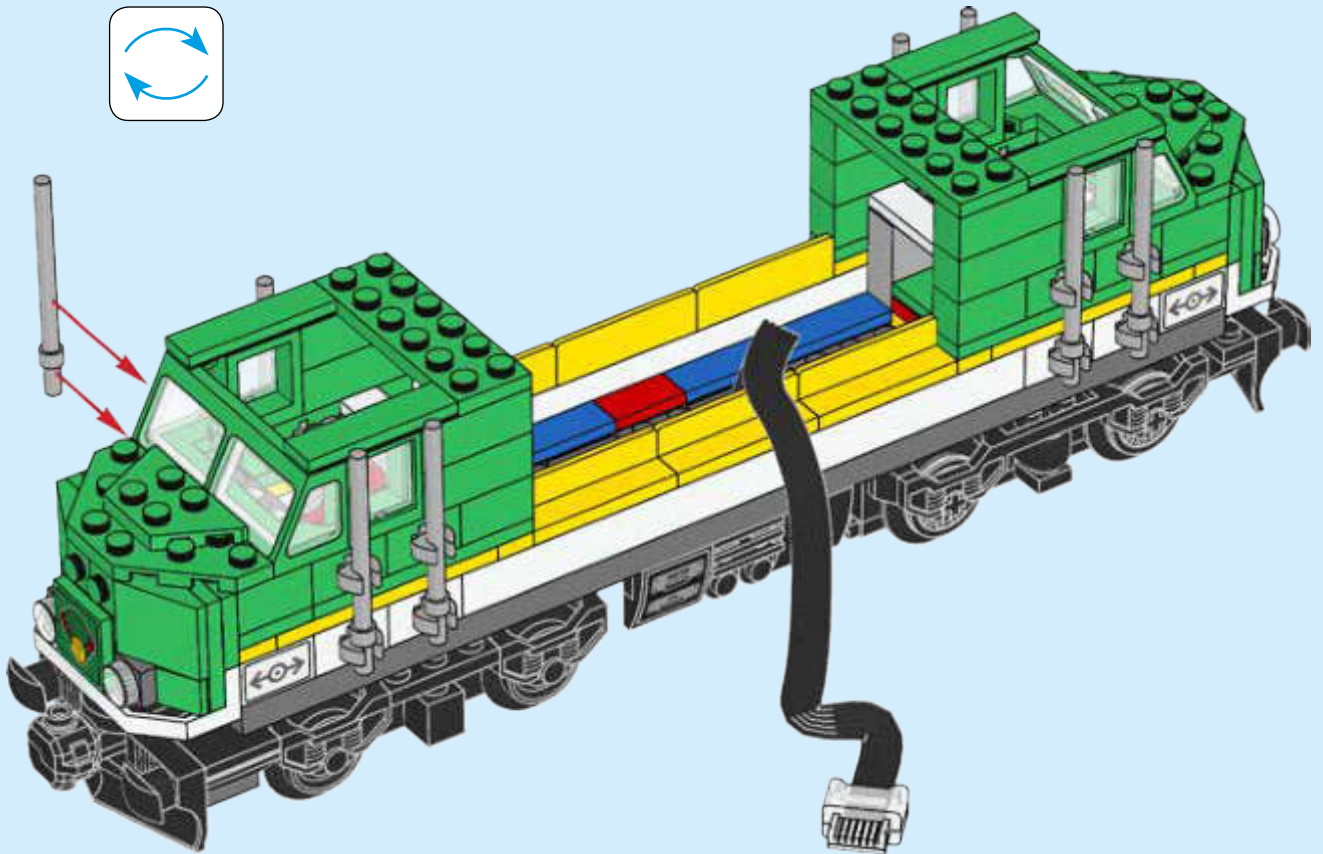
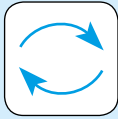


55





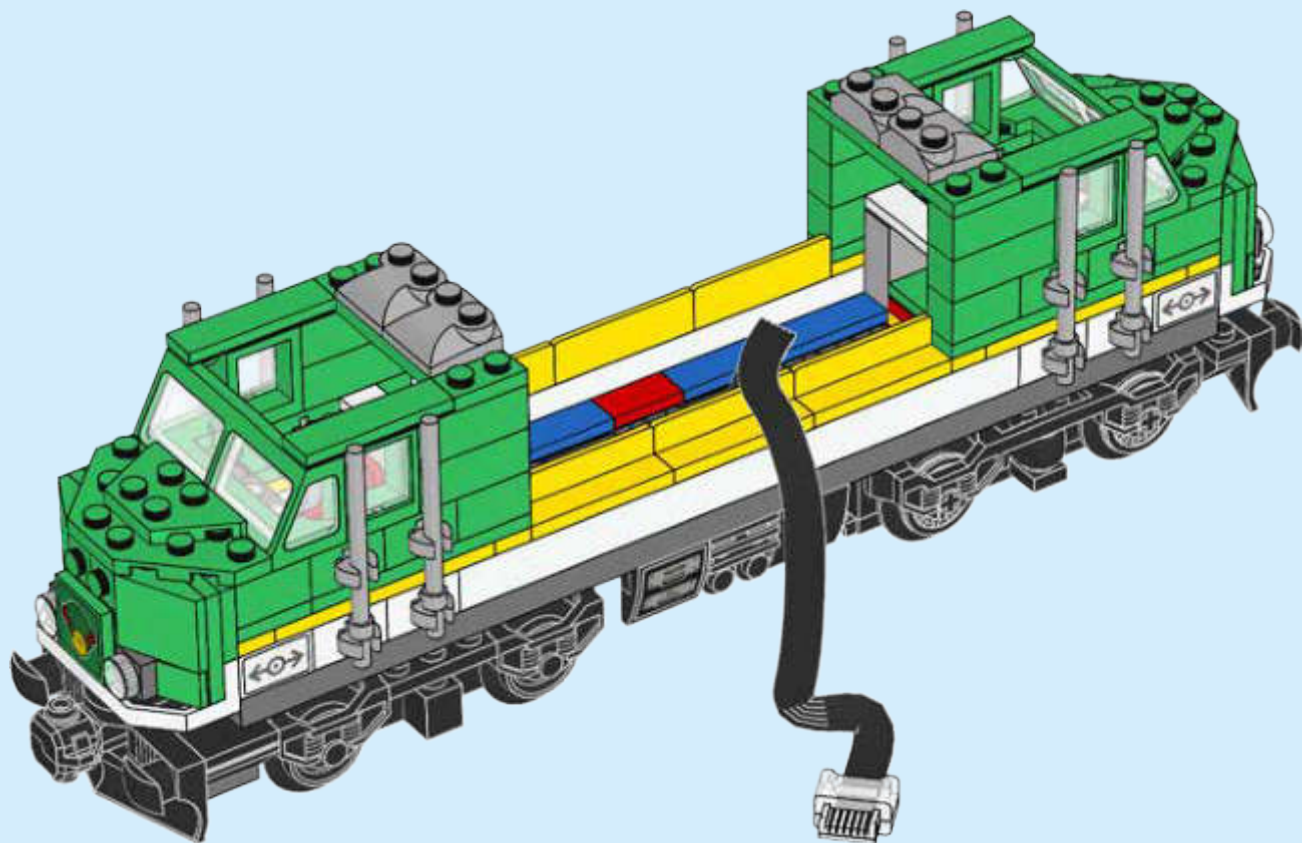
56





4x

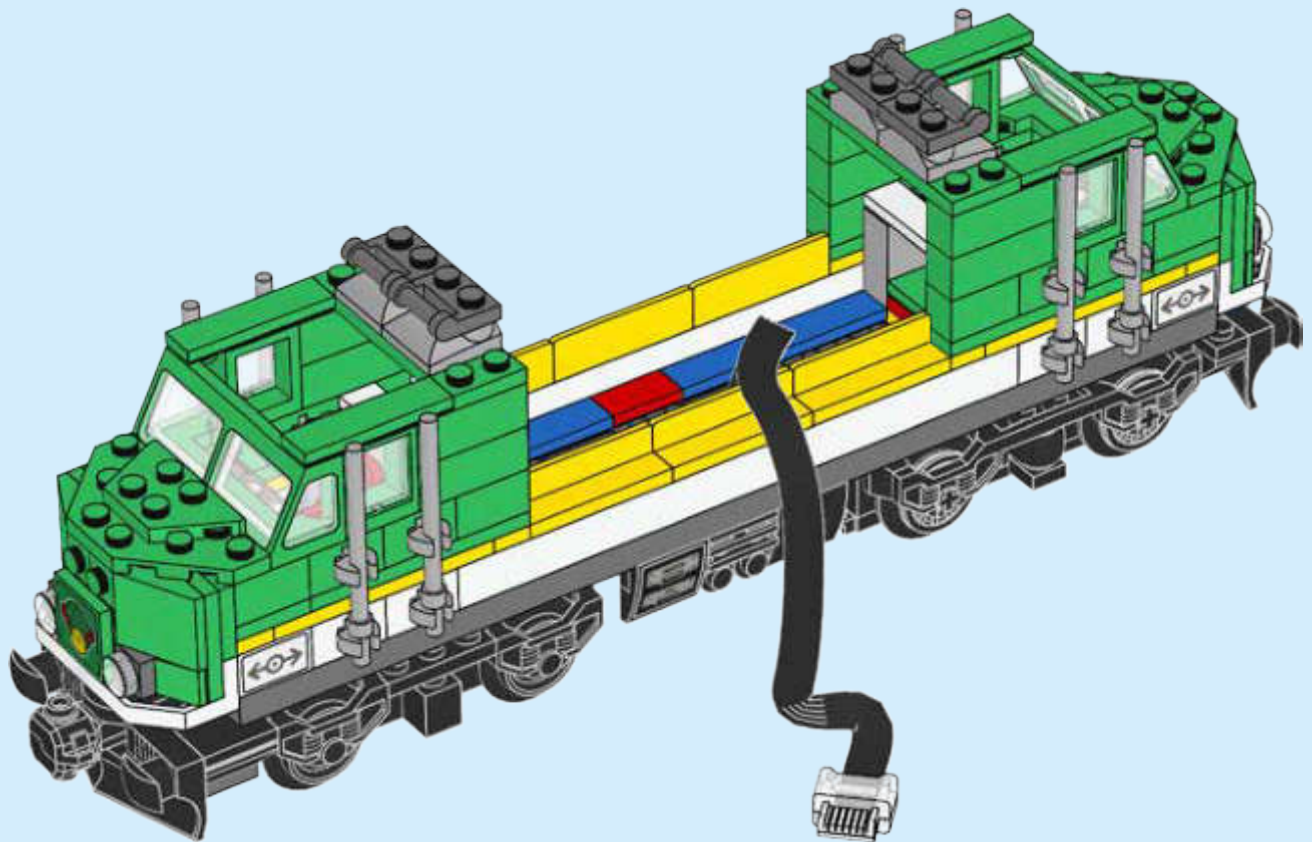
57





4x

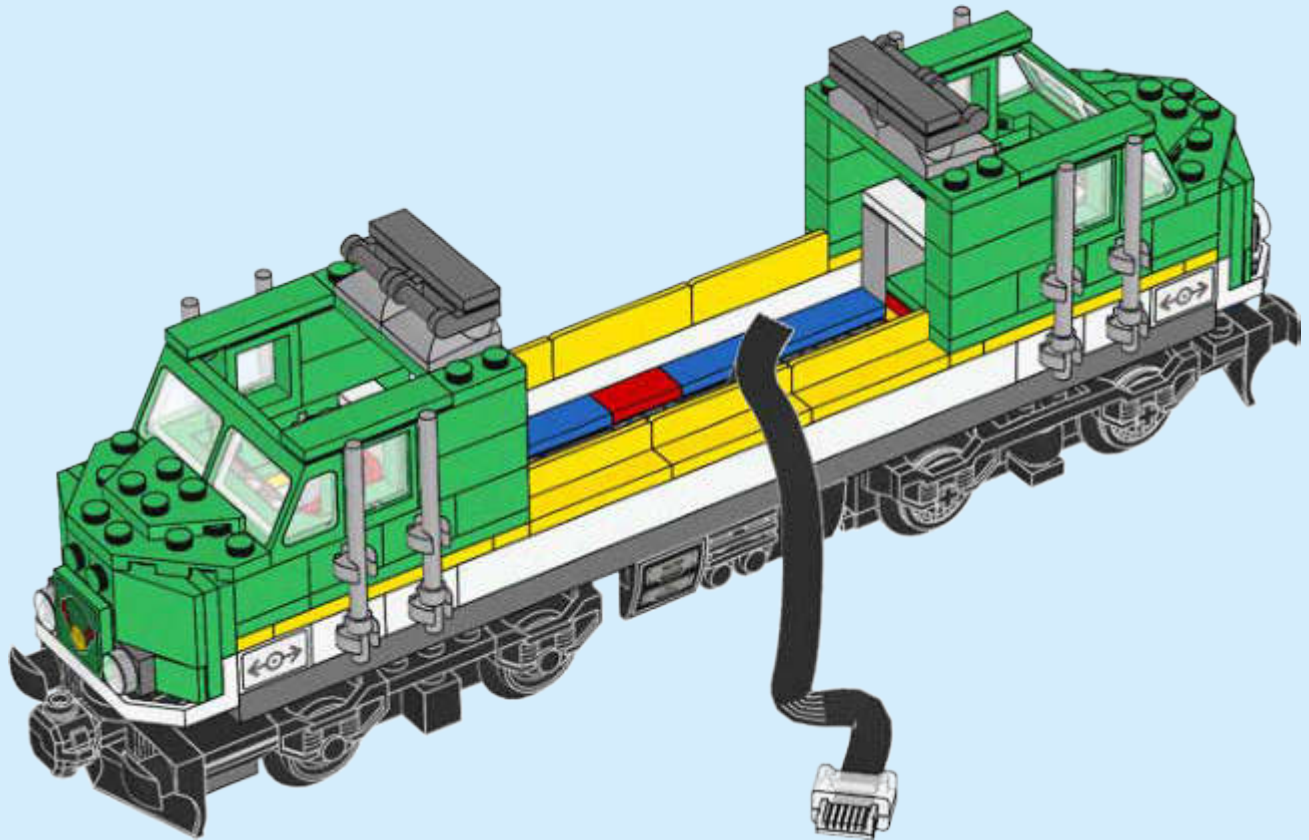
58





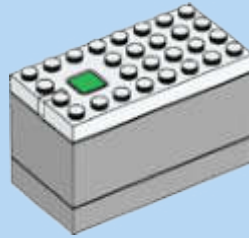
2x

59



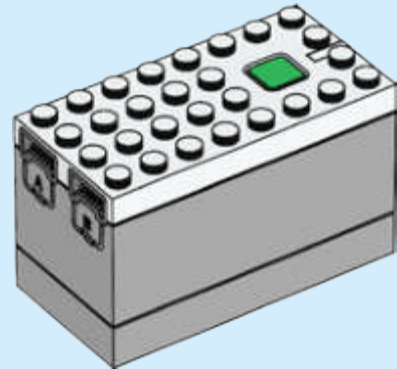


+



1x

60



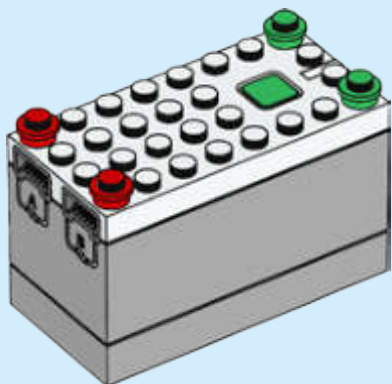


2x




2x

61

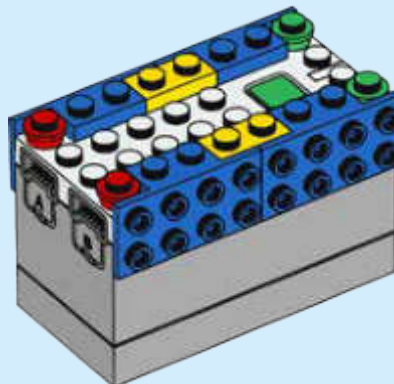


2x

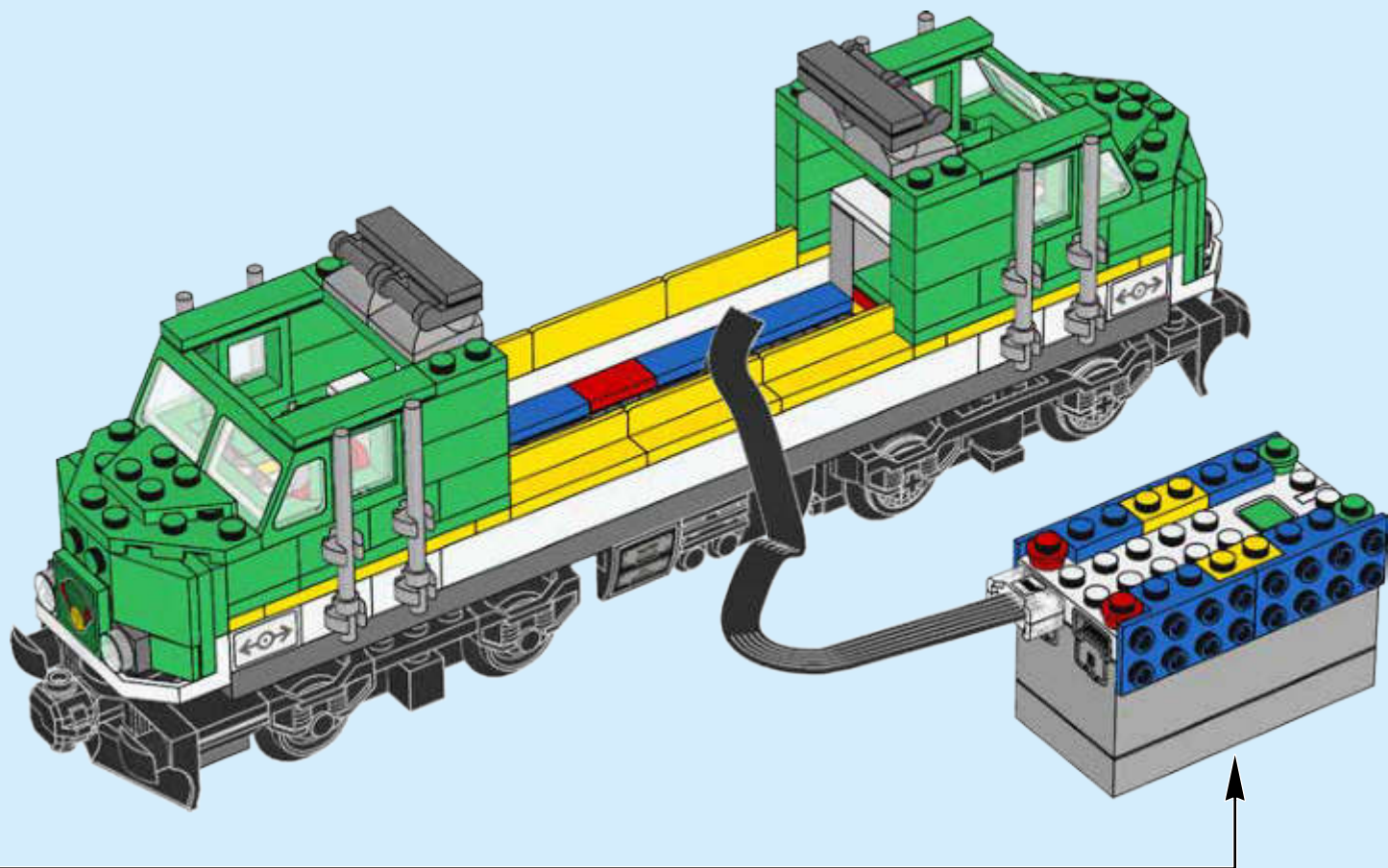




4x

62




63



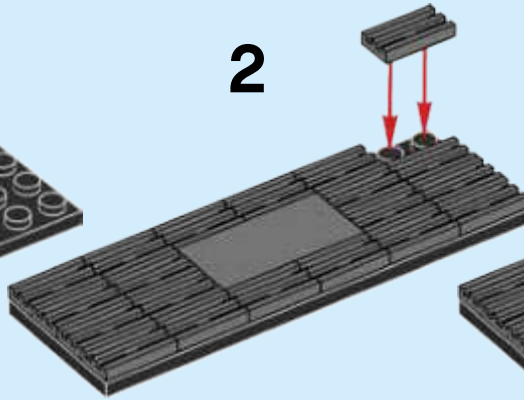


64

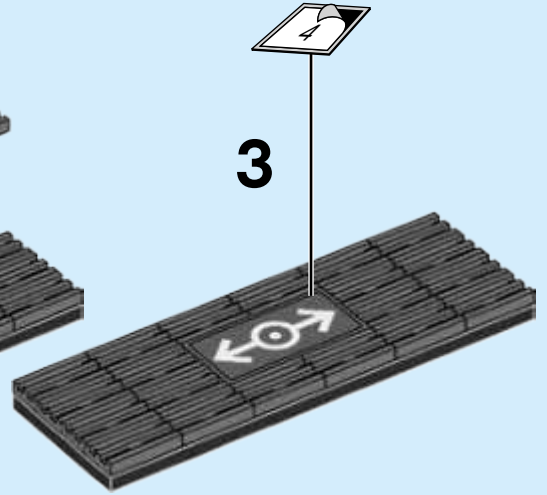
1



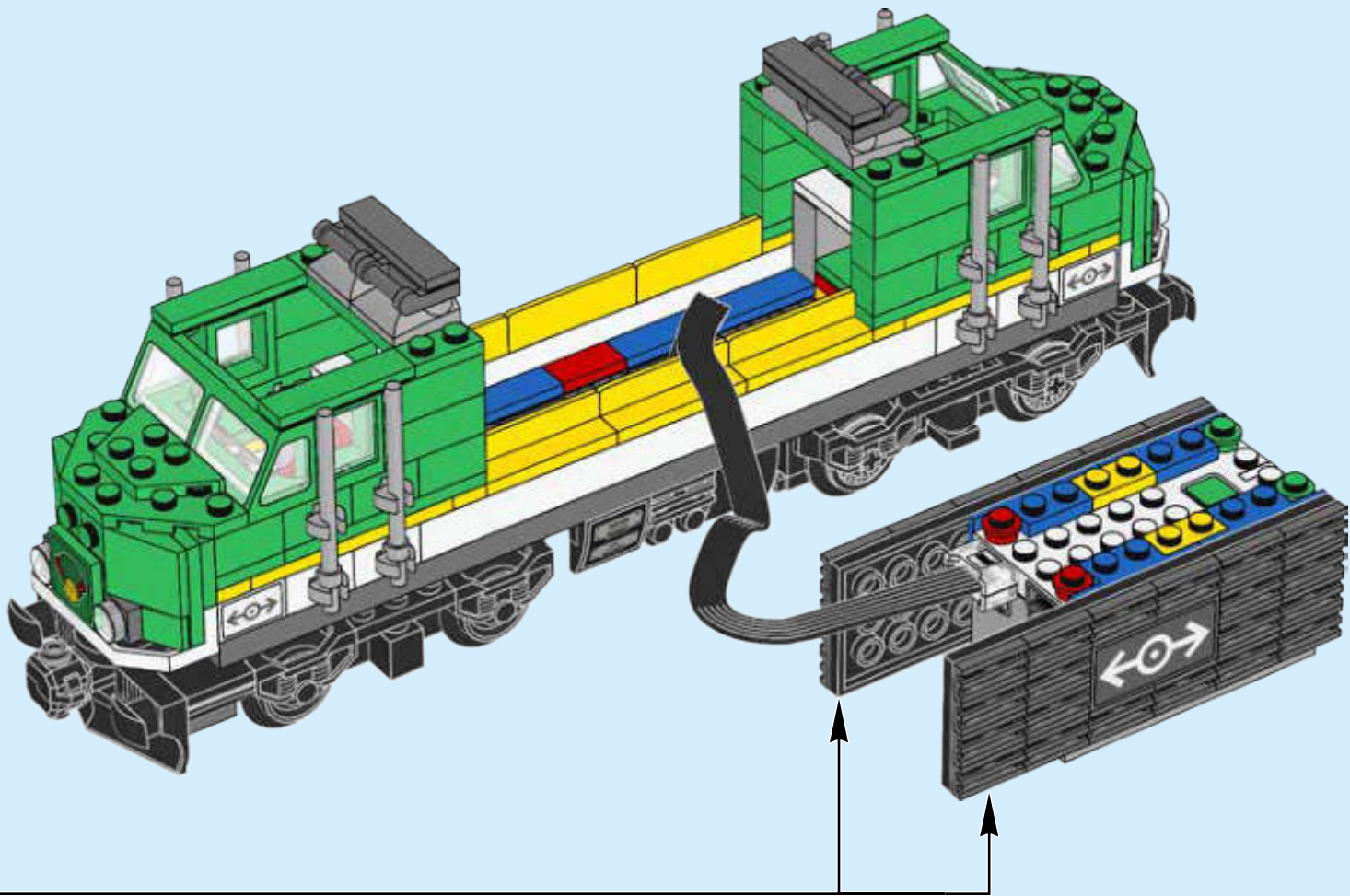
2



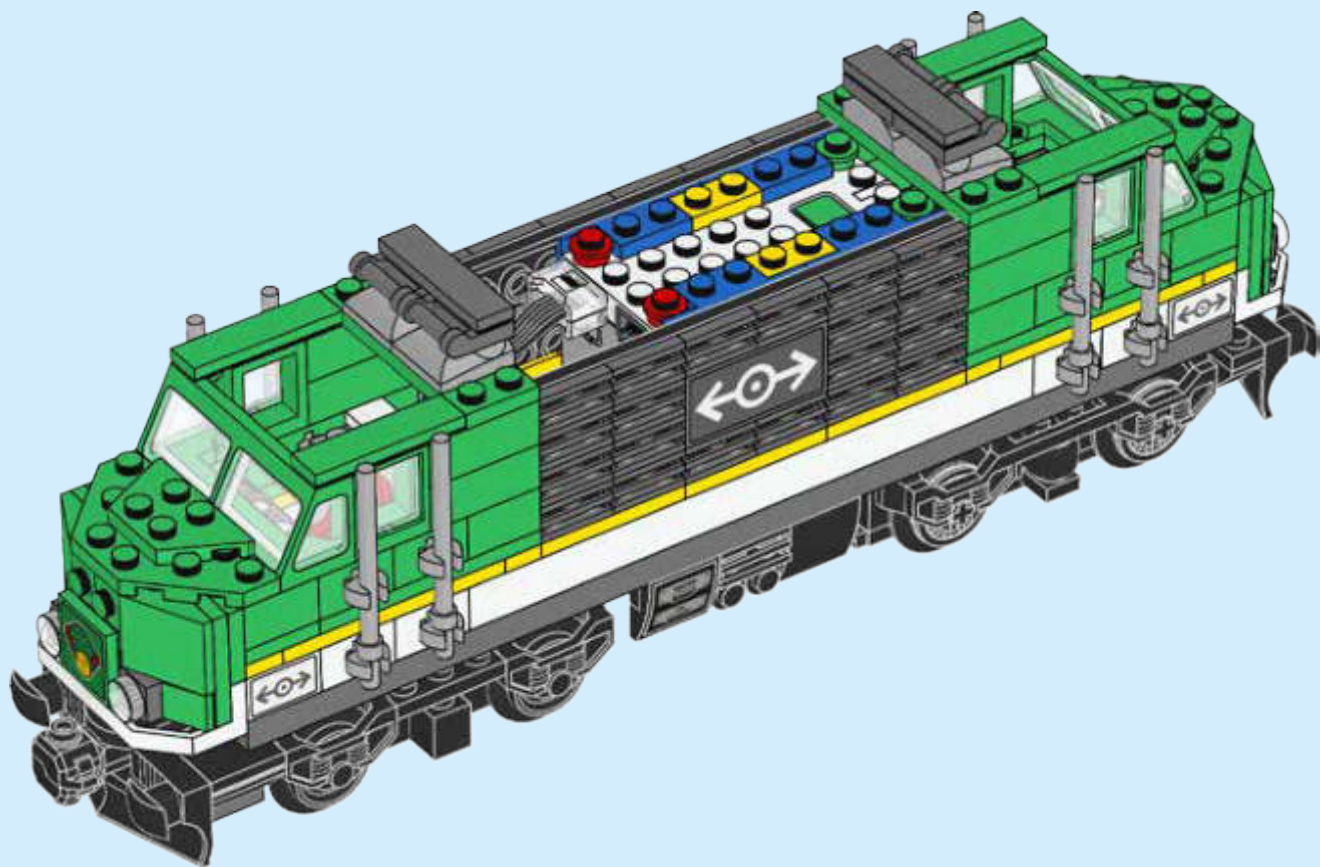
3




2x





65



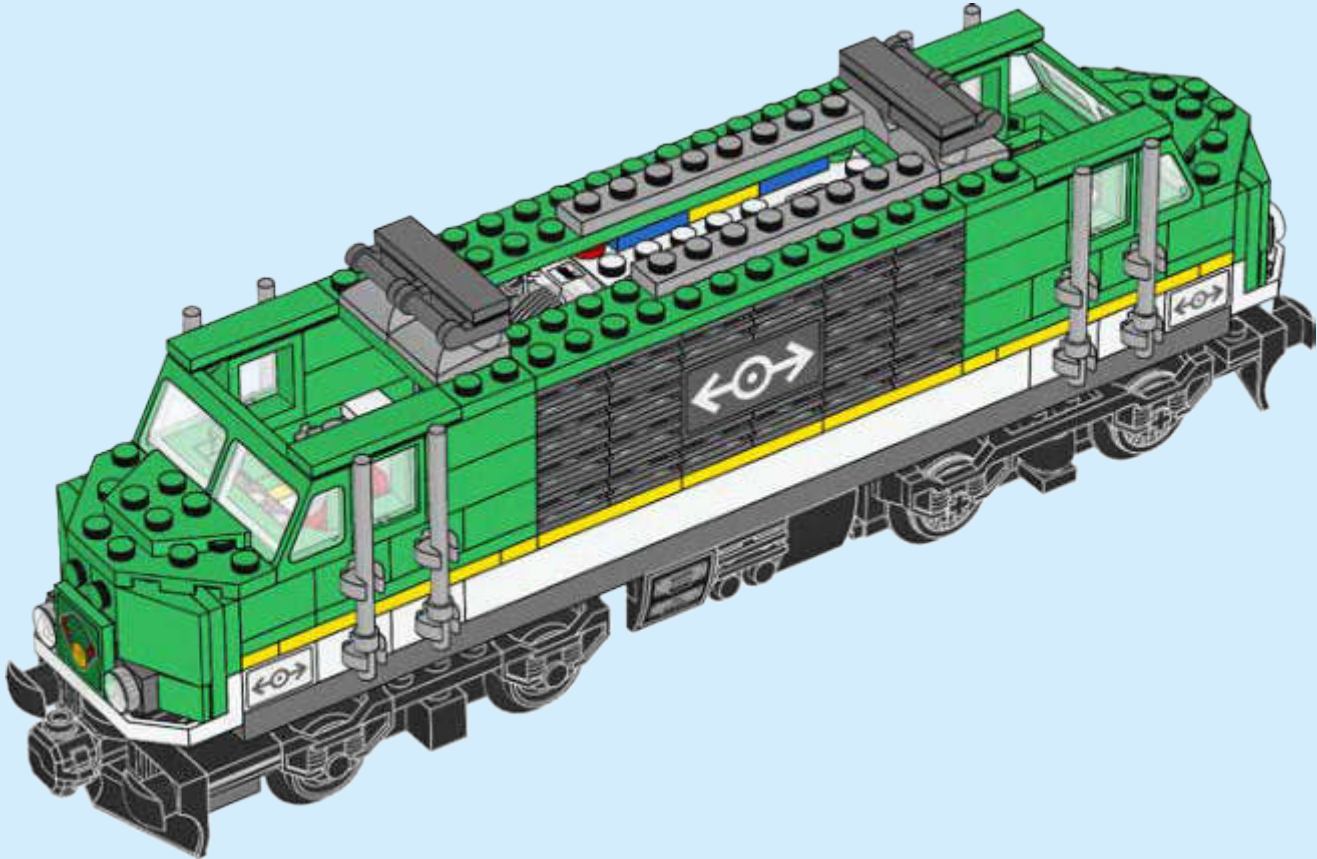



66






67






1x


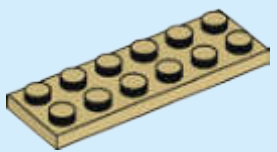
68





1x


69




1x

1x

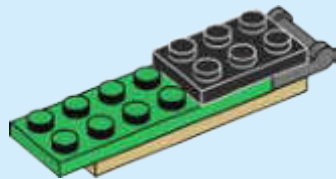
70





1x

71

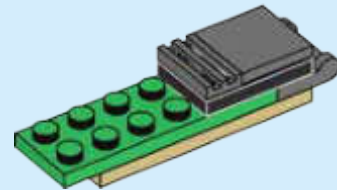



1x



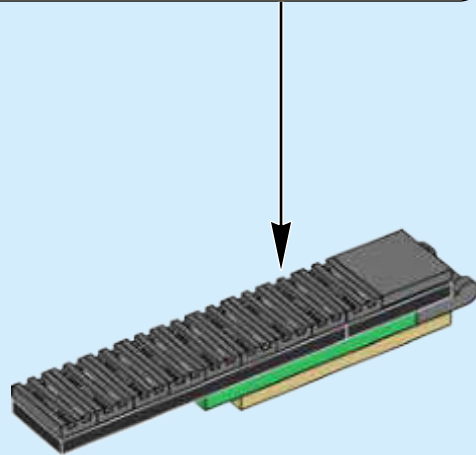
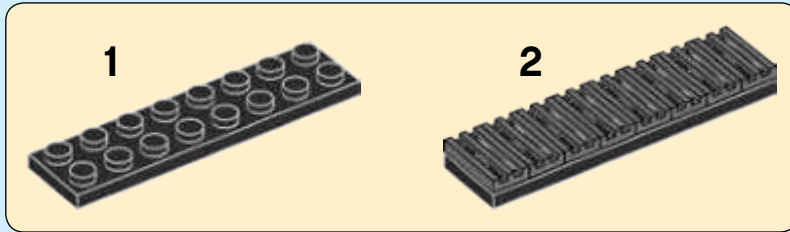
1x

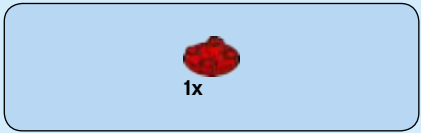
72



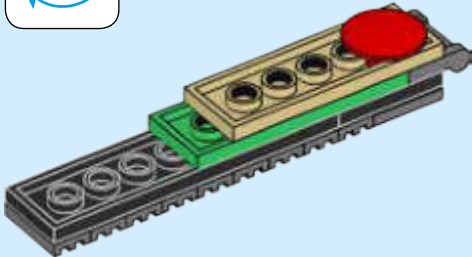


73

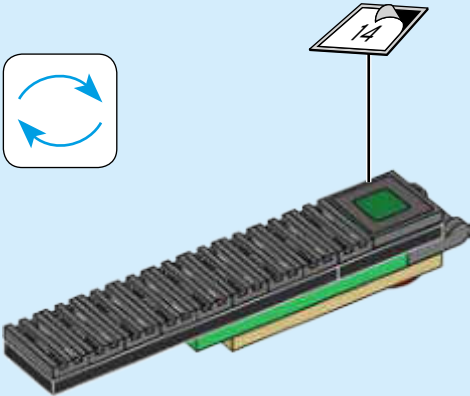




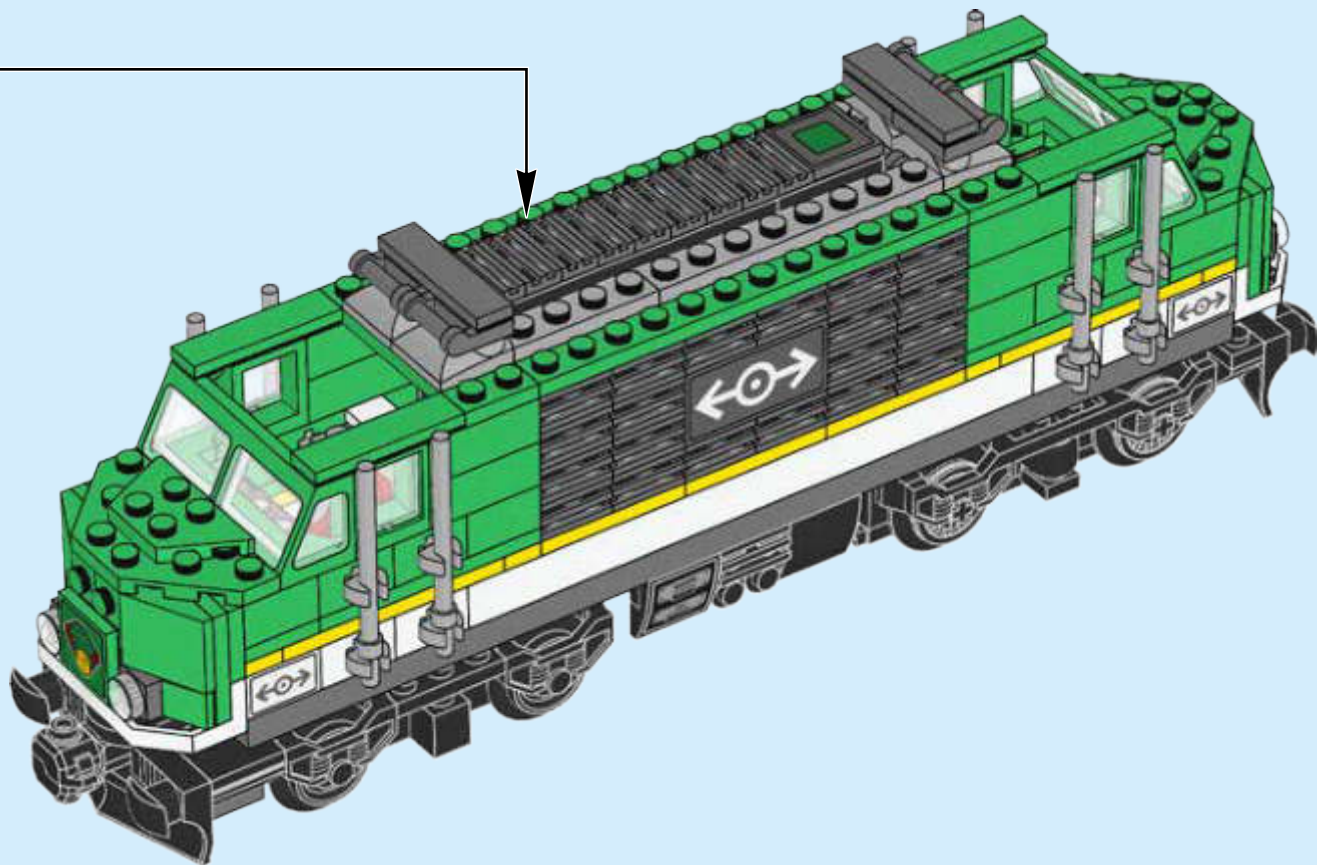
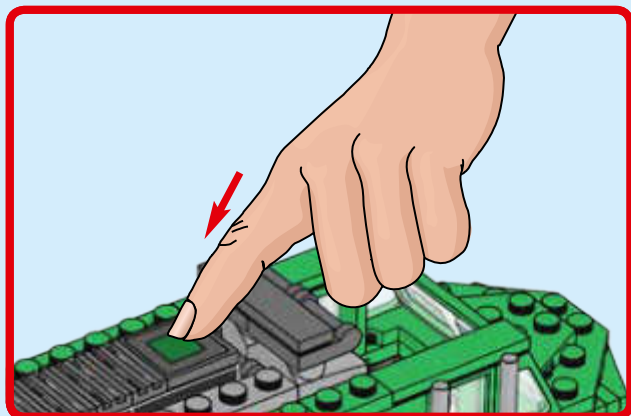
74



75




76





12x


77





10x


78








4x

79

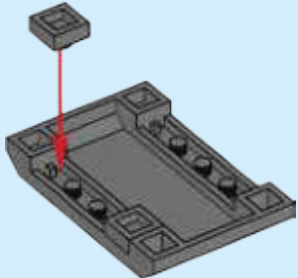
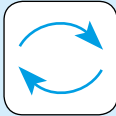




80




81





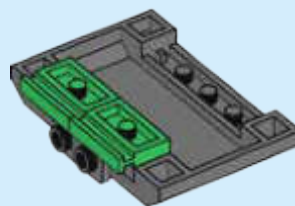
1x

82



2x

83



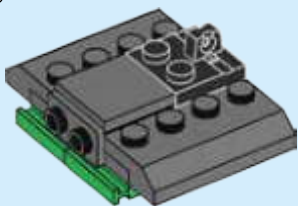
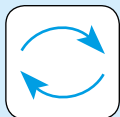


1x



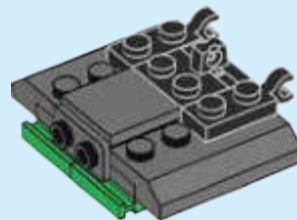
1x

84



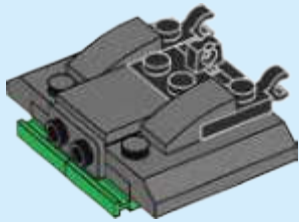
2x

85

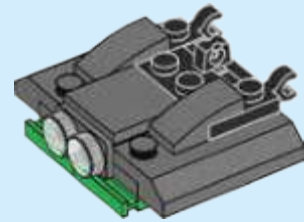




86





87



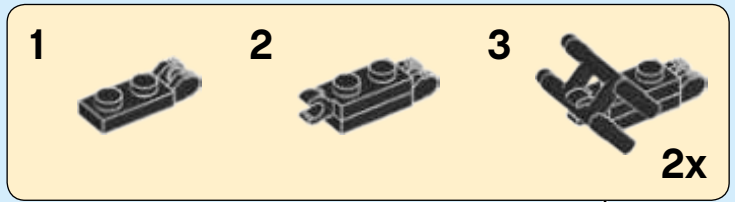
2x

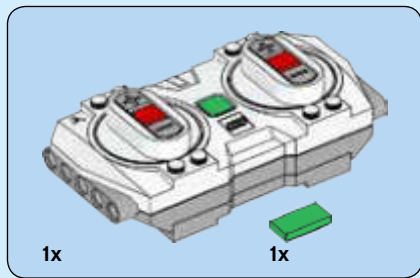
88





89





90





CITY



60160



60161



60159

 [LEGO.com/city](https://www.lego.com/city)



CITY



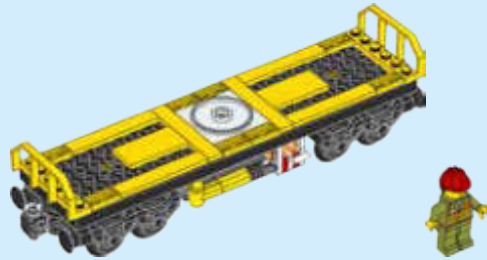


LEGO and the LEGO logo are trademarks of the LEGO Group. ©2018 The LEGO Group. 6245922



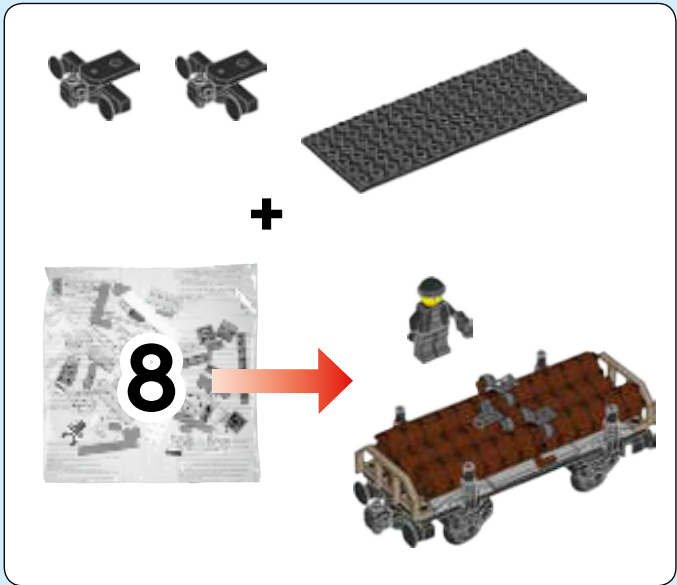


CITY


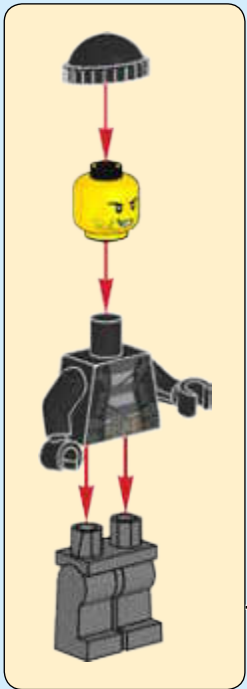
60198









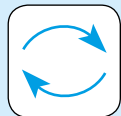
1





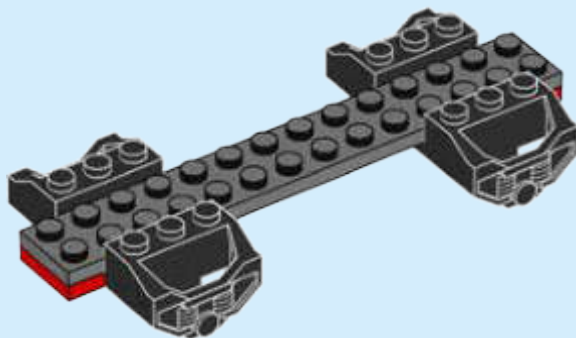
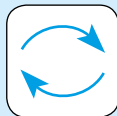
2x


2



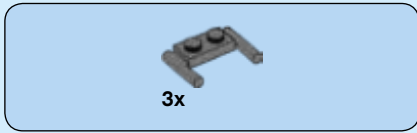
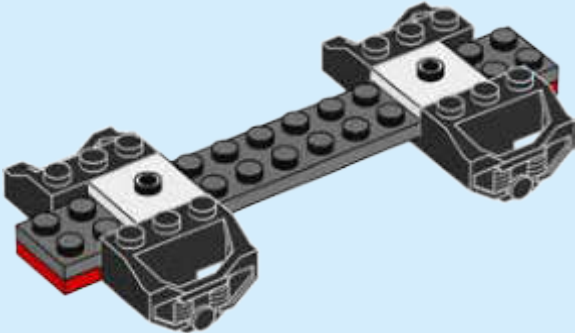
2x

3

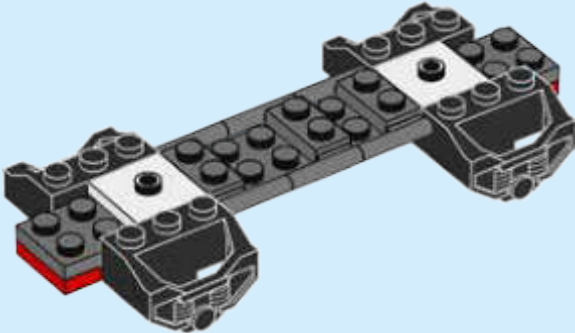




4



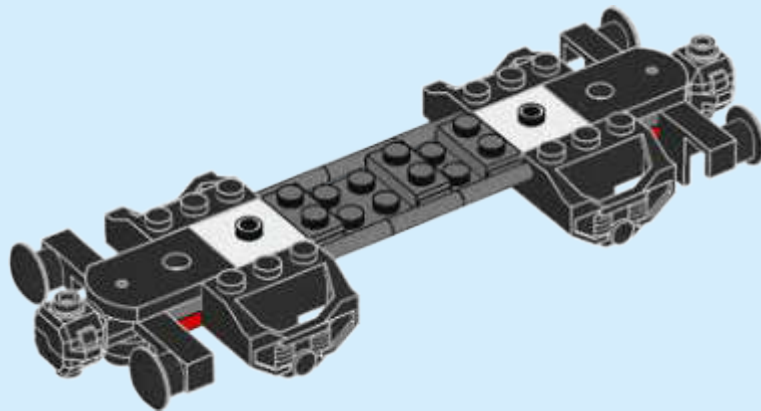
5






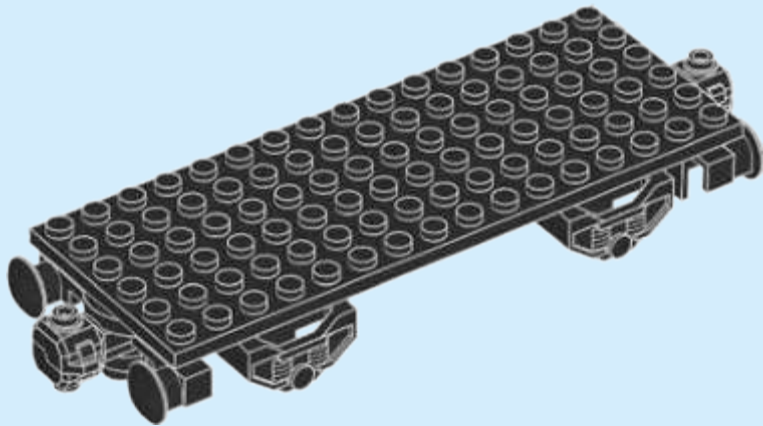
2x

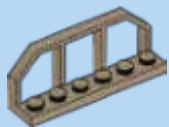
6





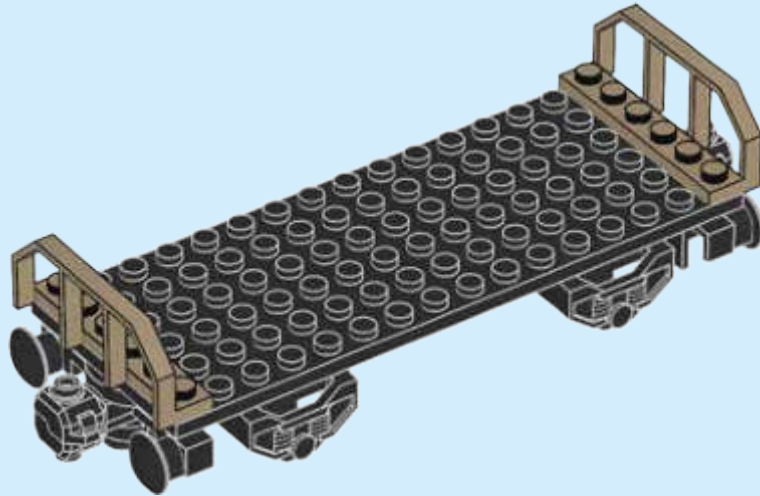
7



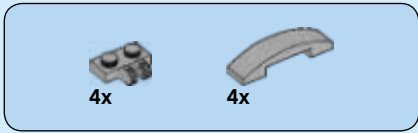


2x

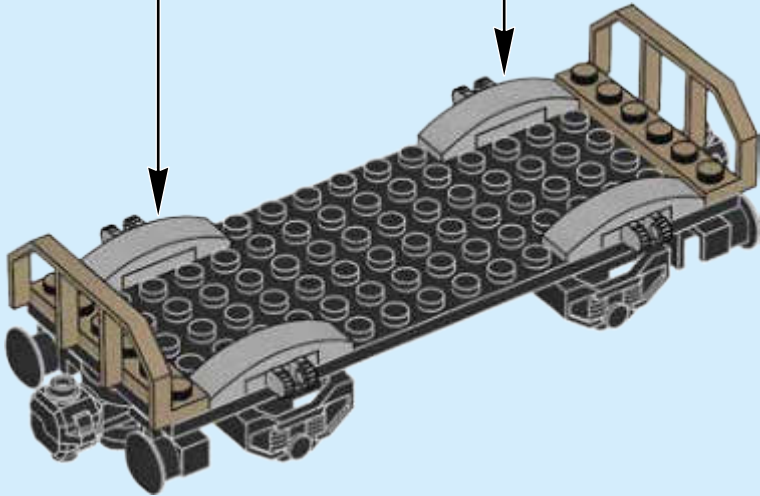
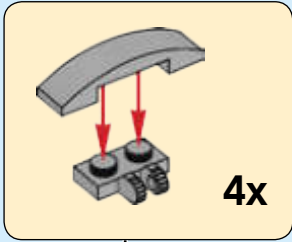
8




8

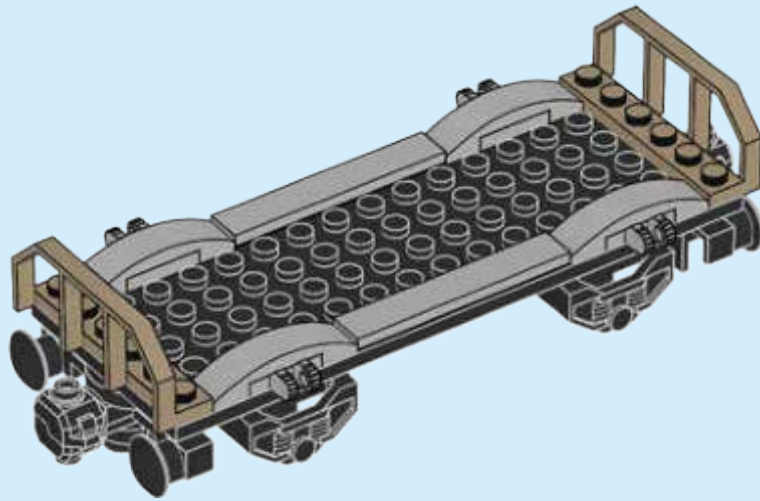



9



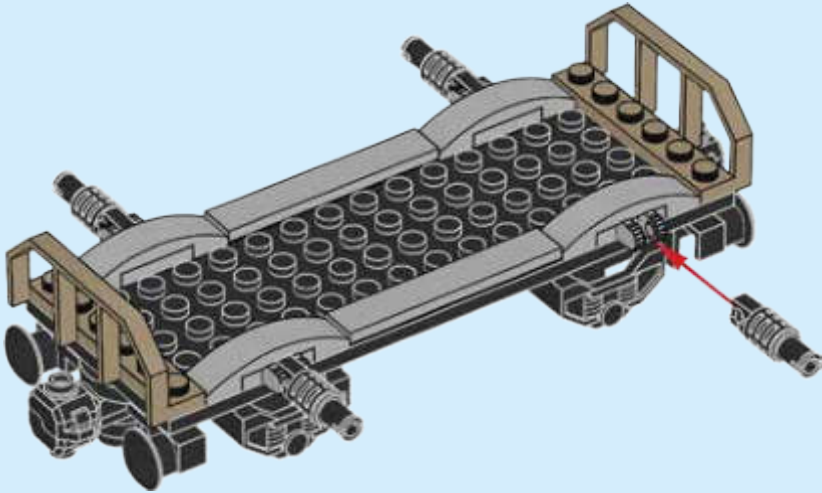


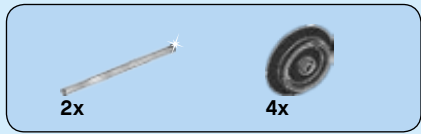
10




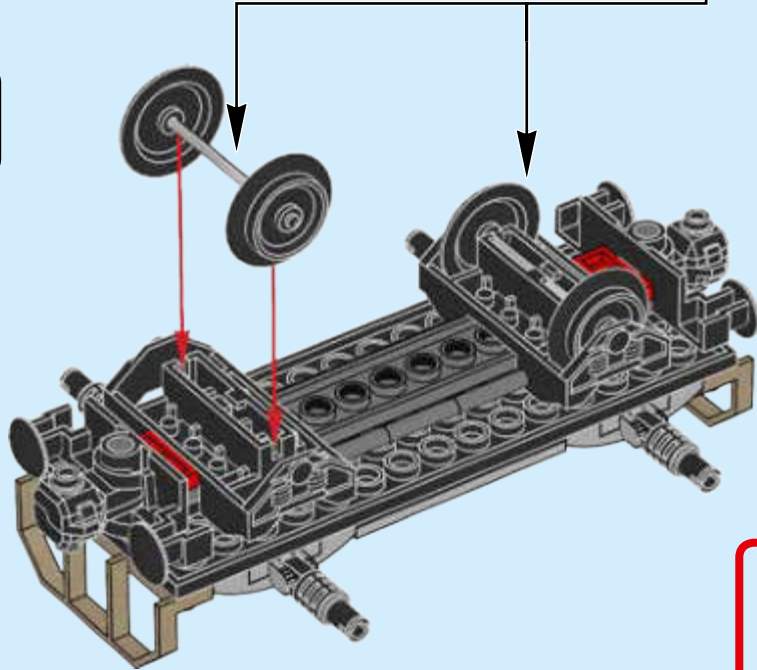
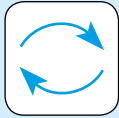
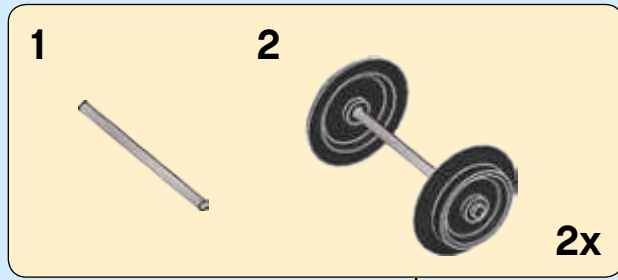


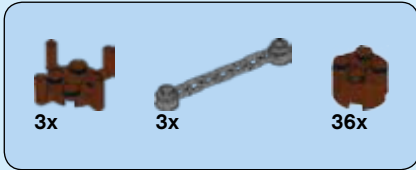
11





12





13

1



2



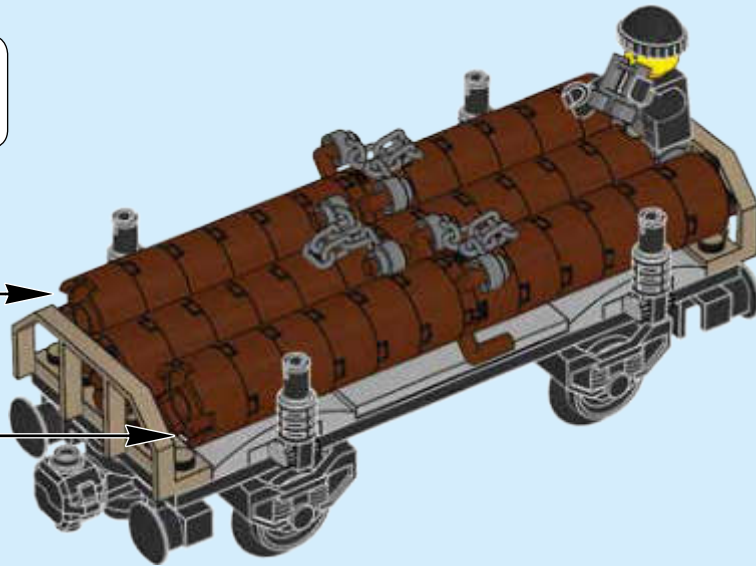
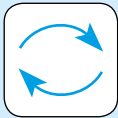
3

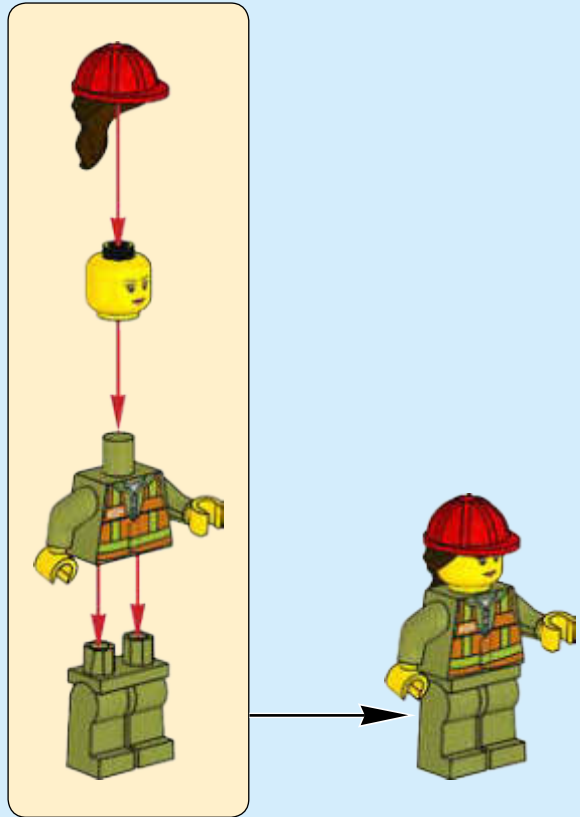



4



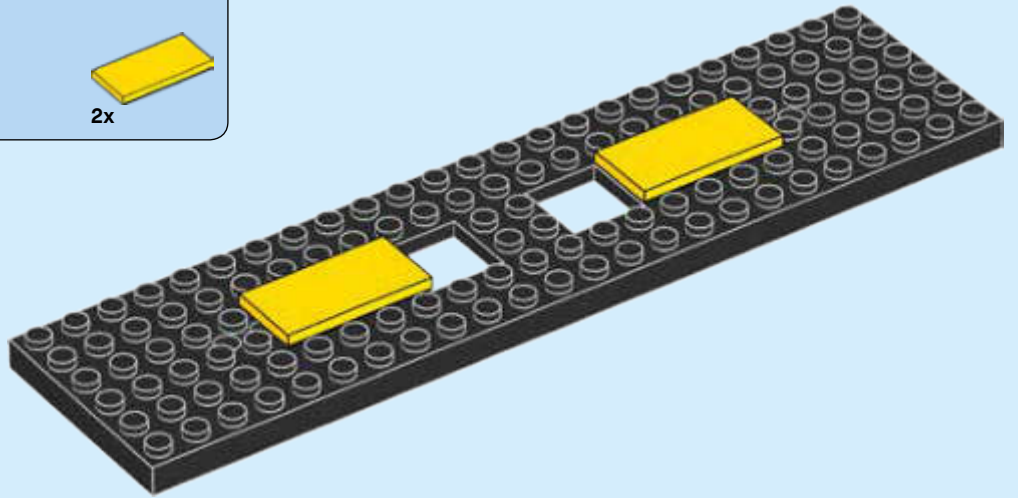
3x

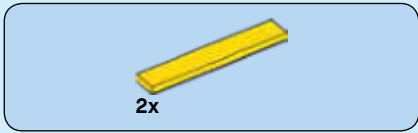







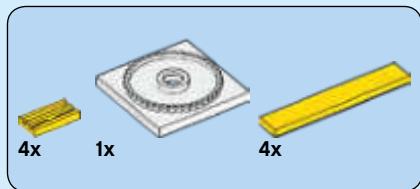
1



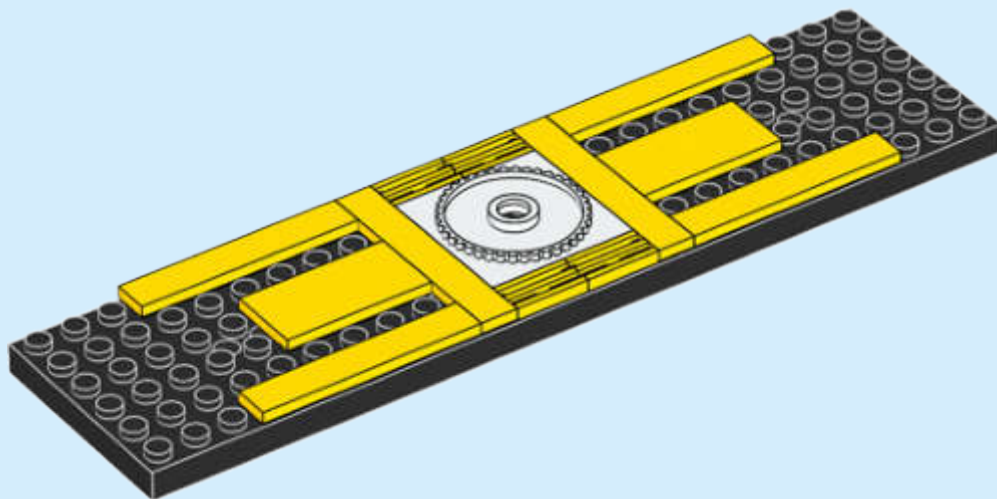


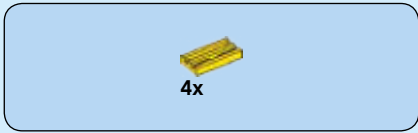
2



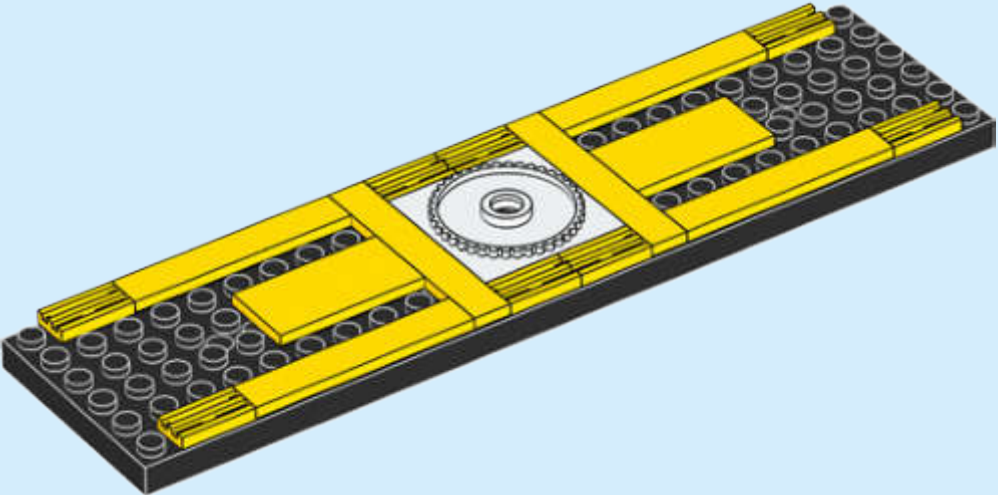



3







4

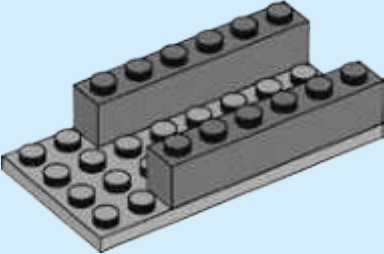




5



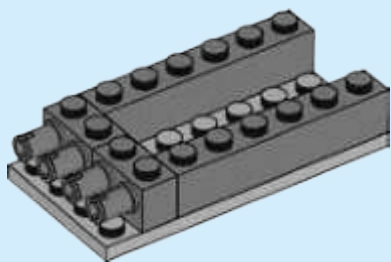
6





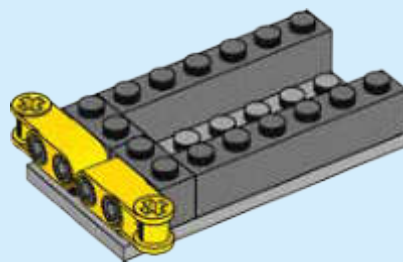
2x


7



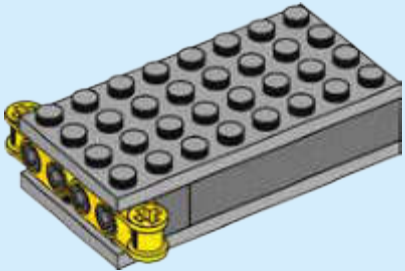
2x

8

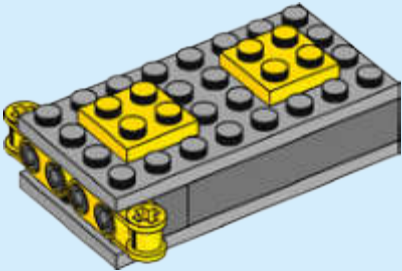




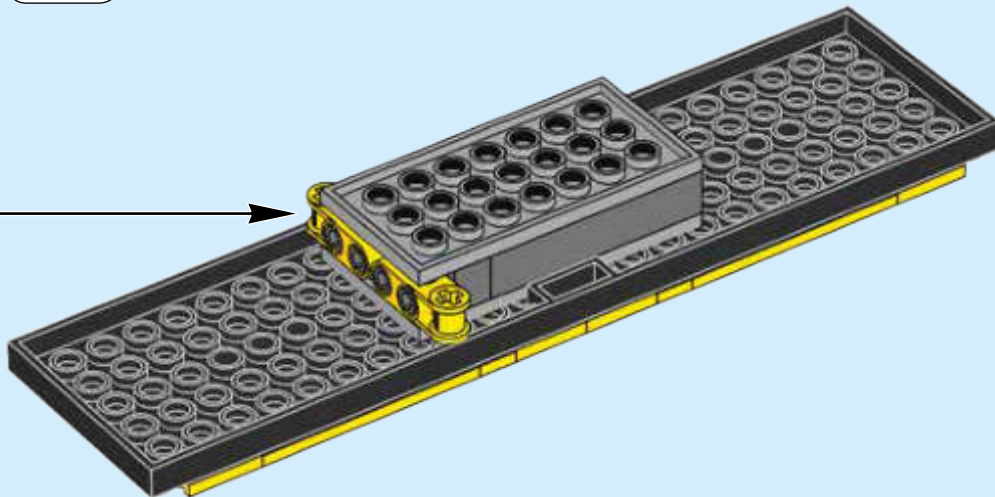
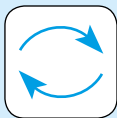
9



10



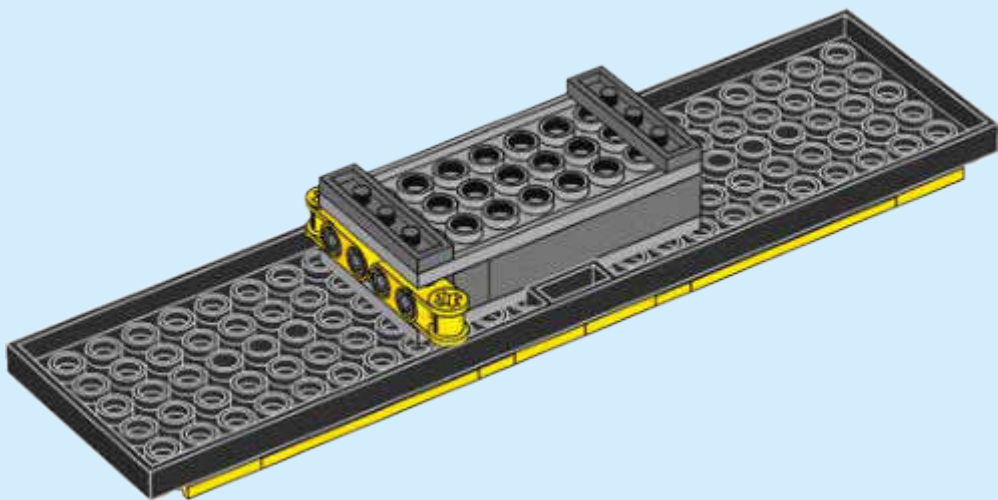
11





2x

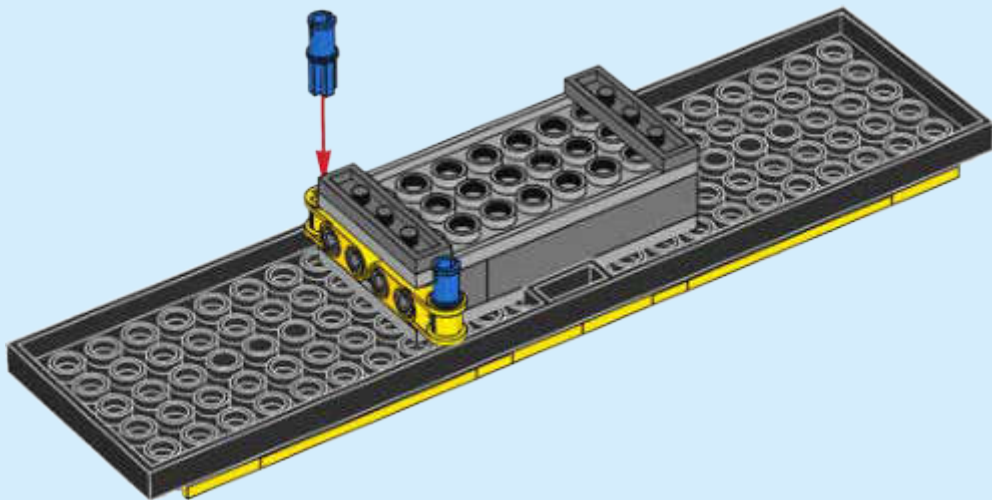
12





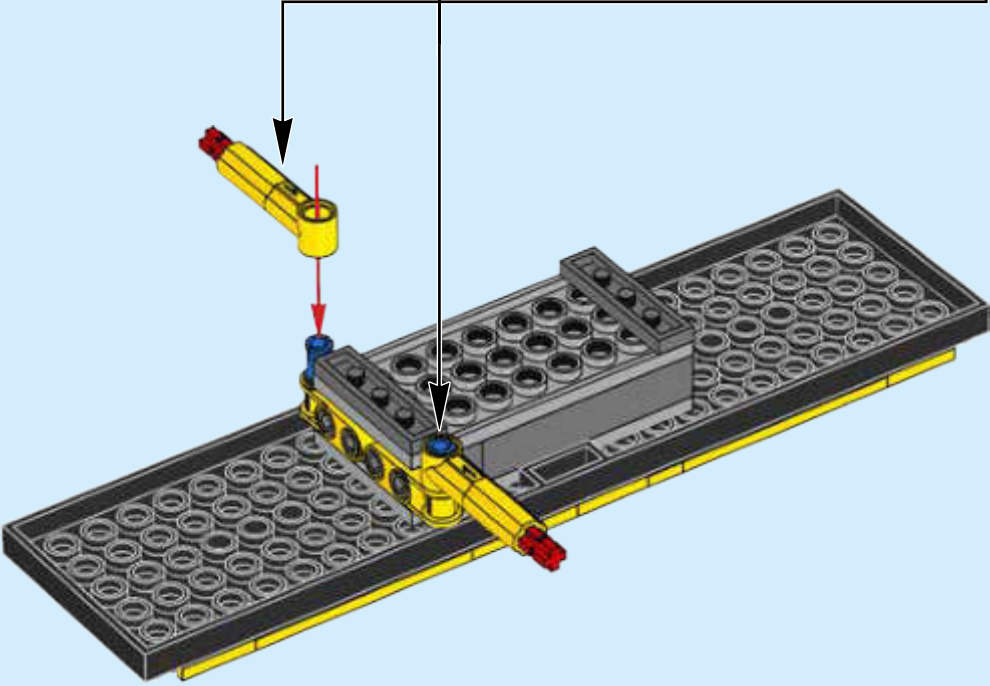
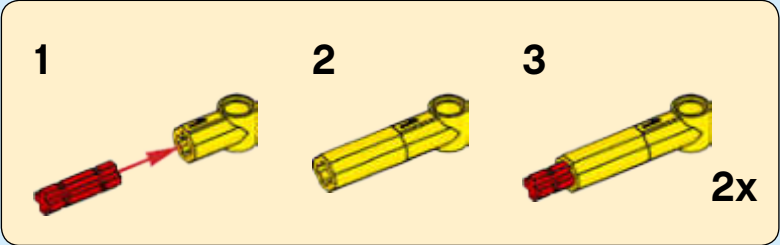
2x

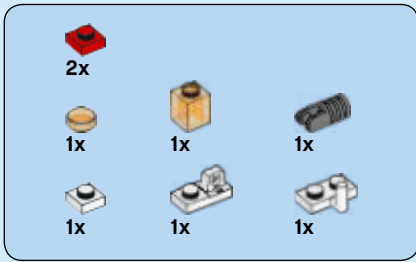
13



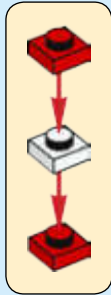


14





15



1



2



3



4

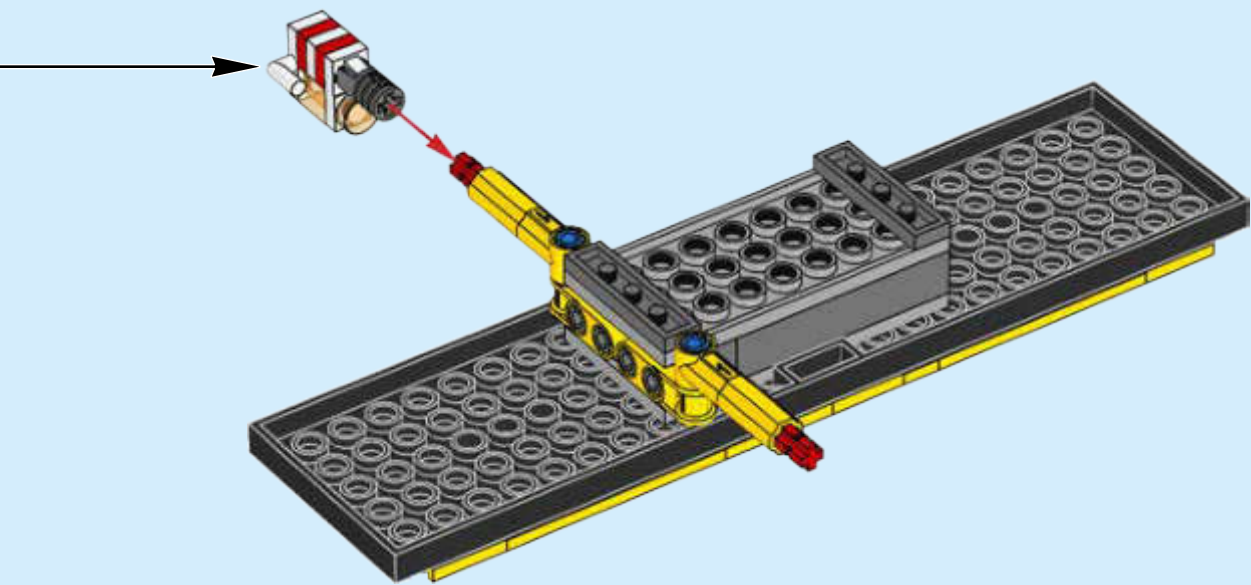


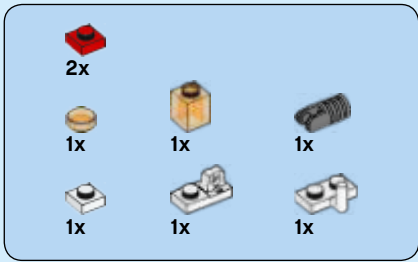
5



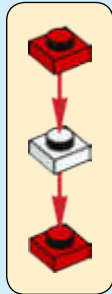
6







16



1



2



3



4

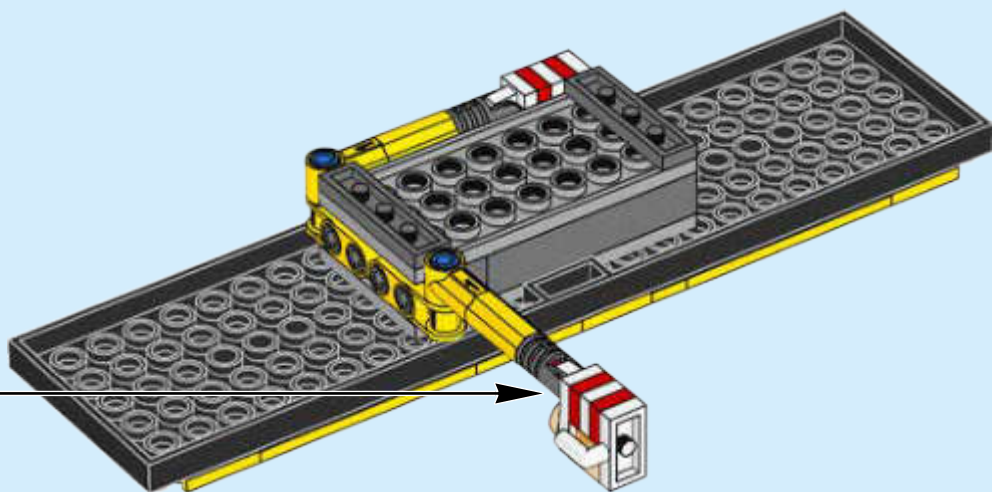




5




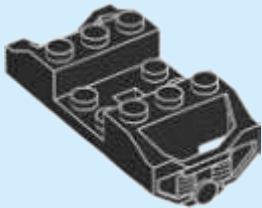
6



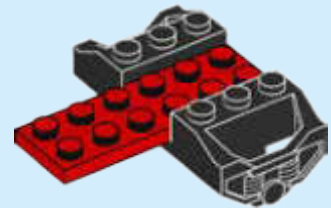





17

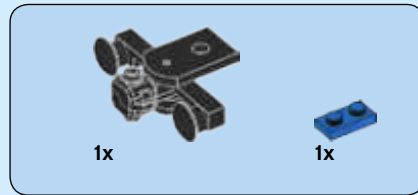
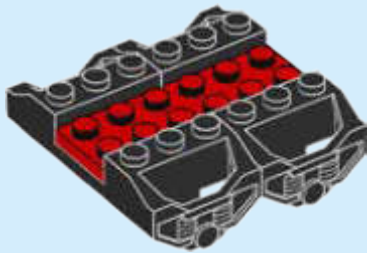


18

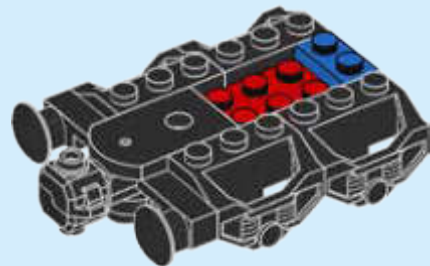


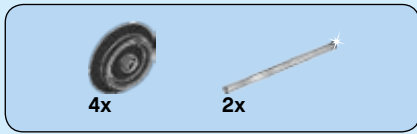


19


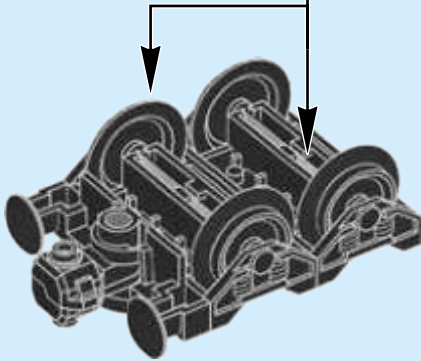
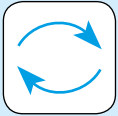
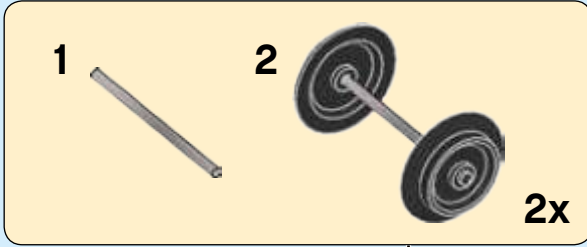


20

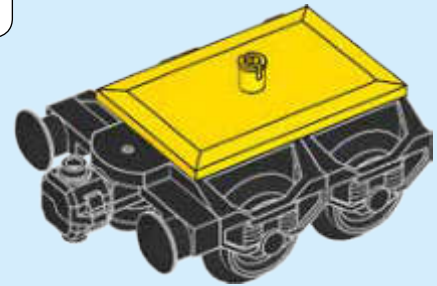
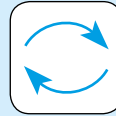




21

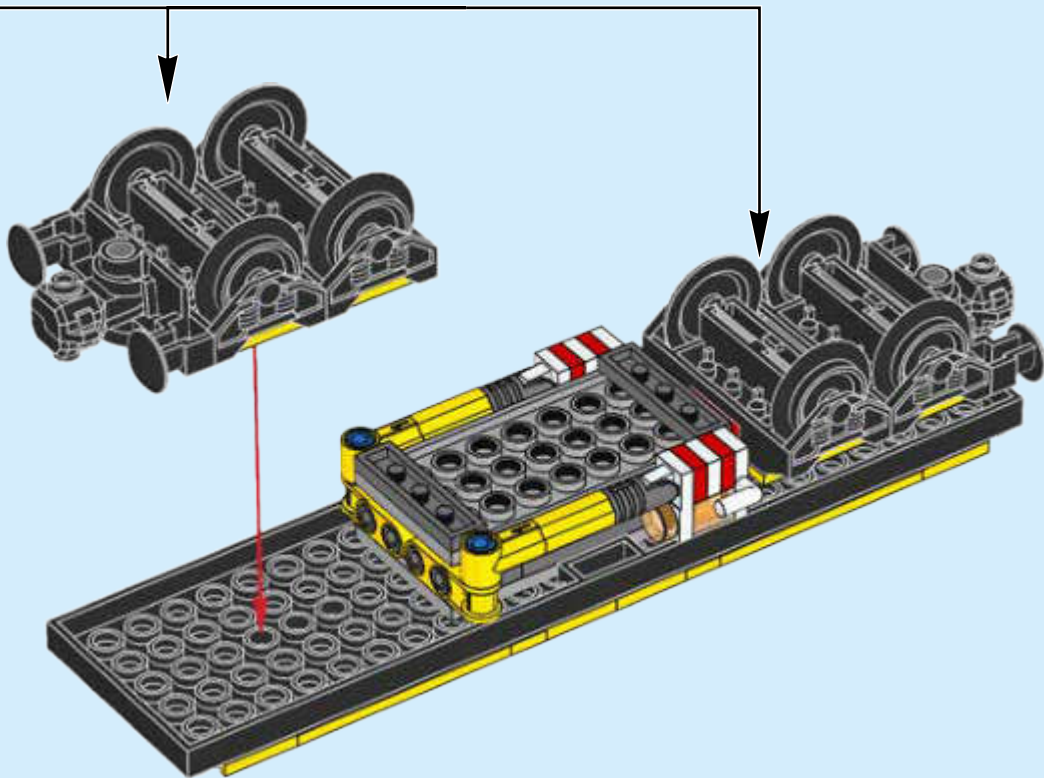


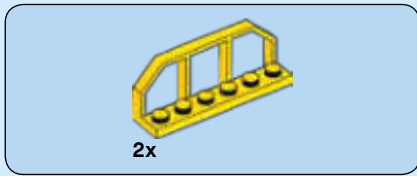
22



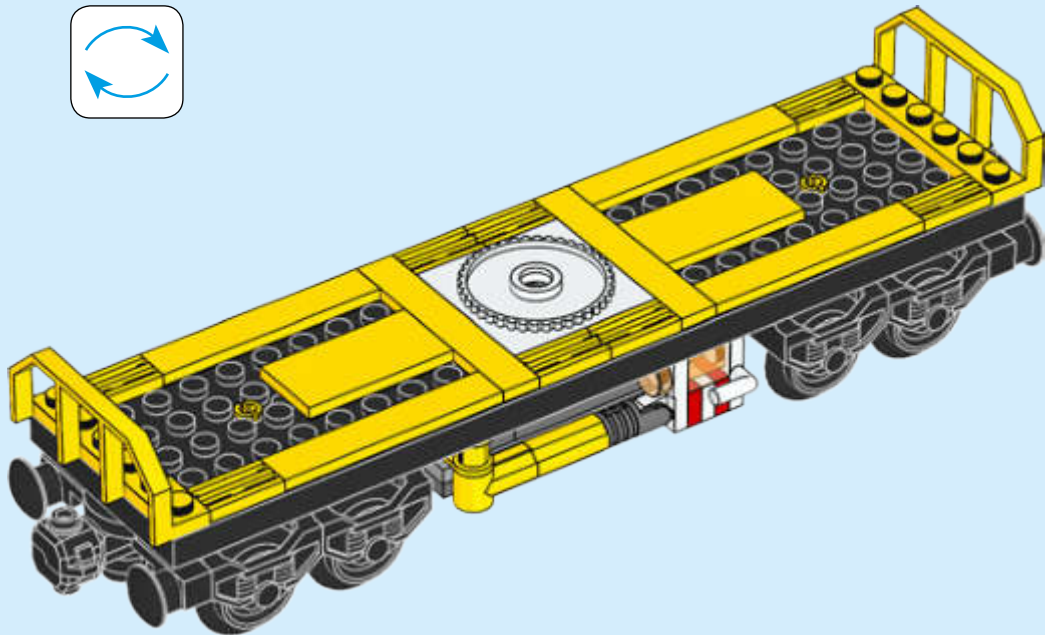
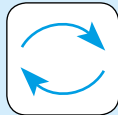
2x

23






24




10

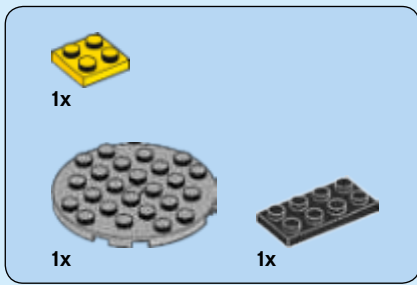


1x

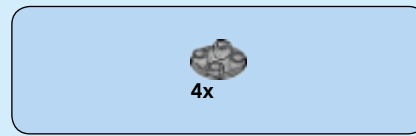
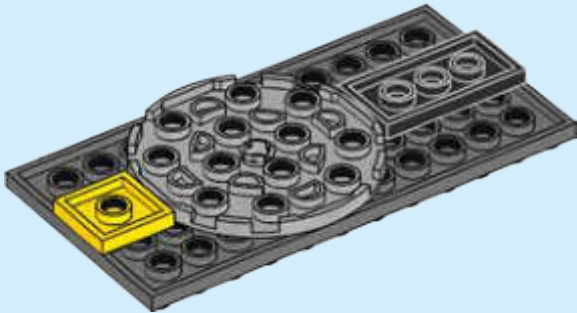
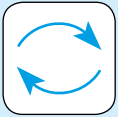


25

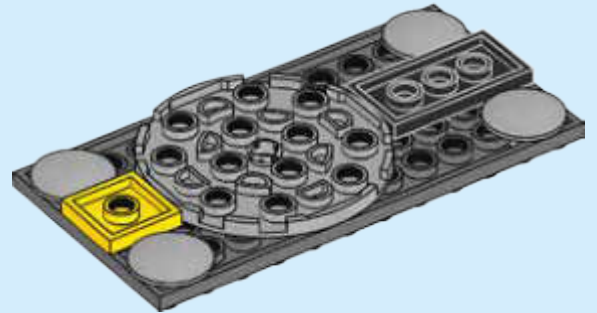




26




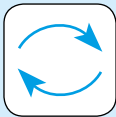
27

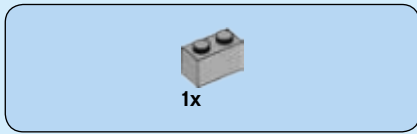




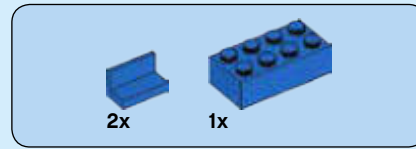
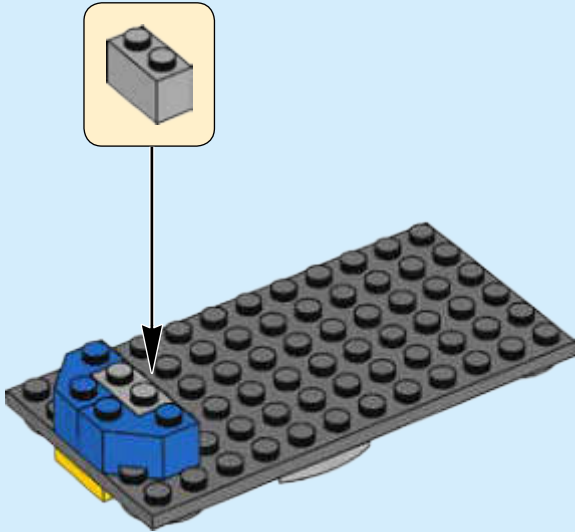
2x

28

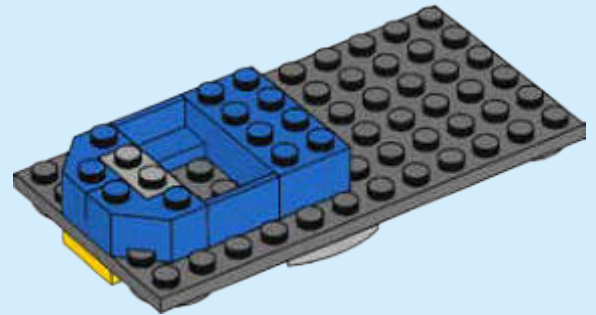





29

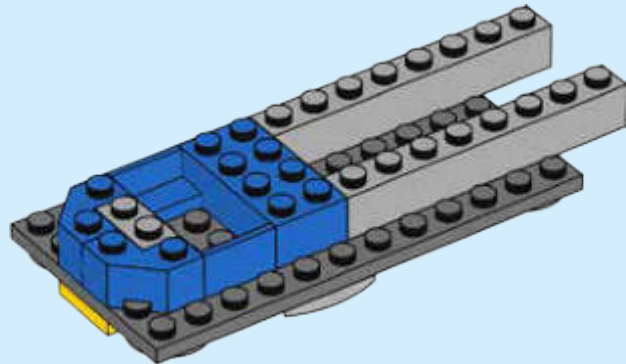


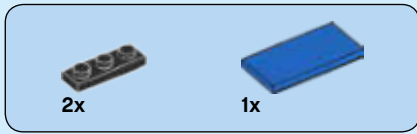
30



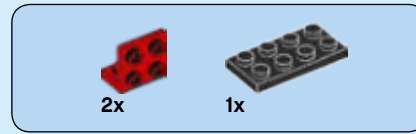
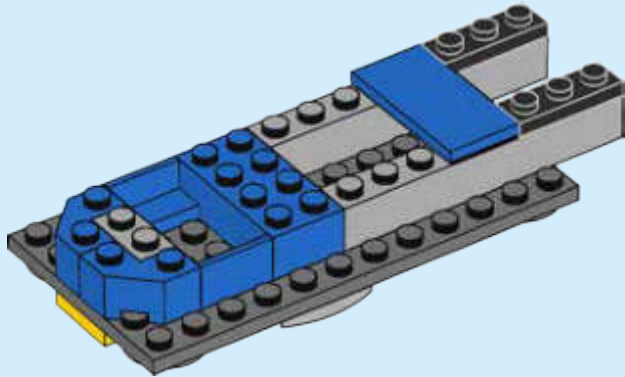


31

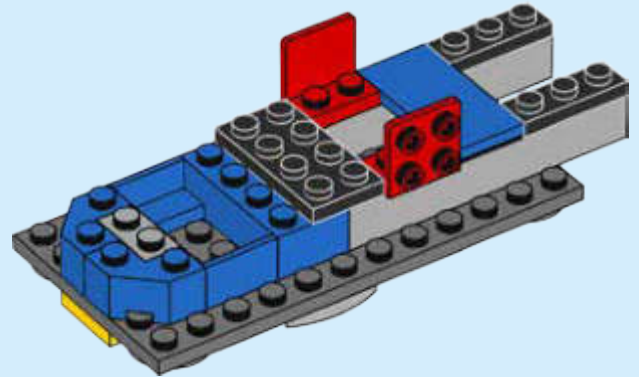




32



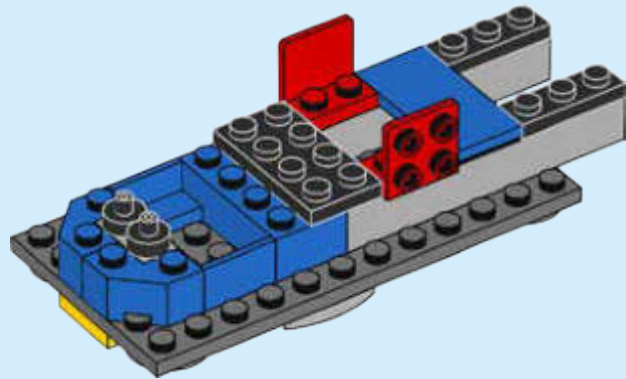
33

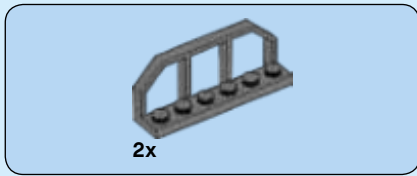





2x

34

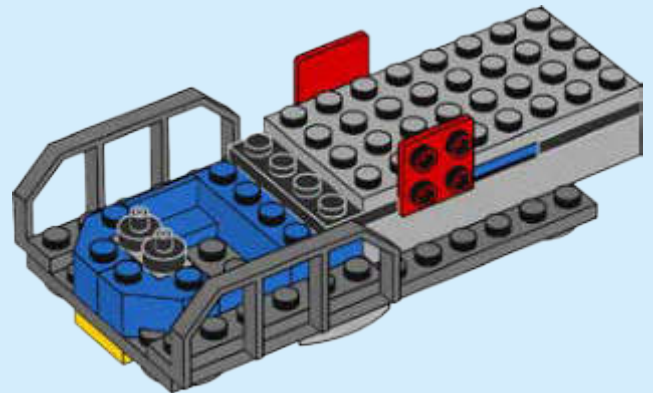
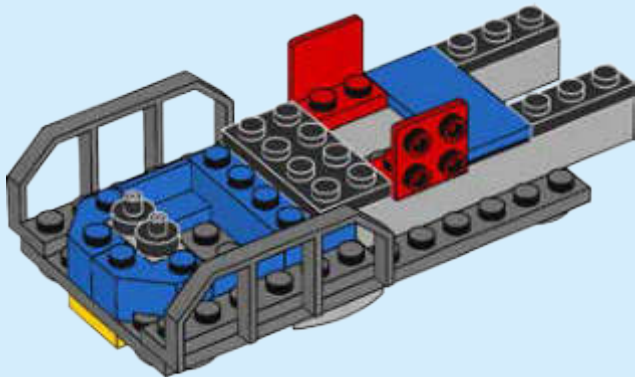


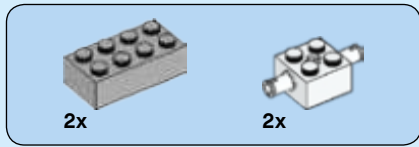


35

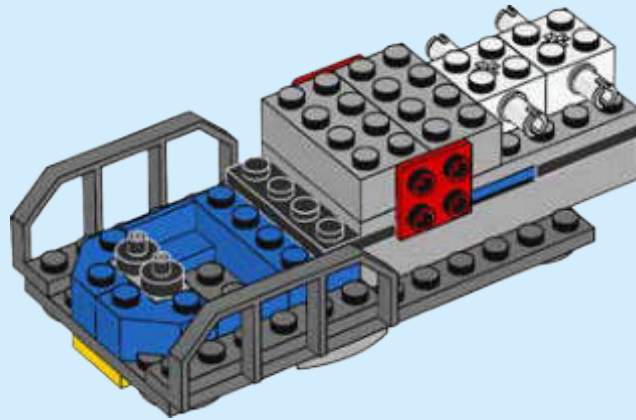



36




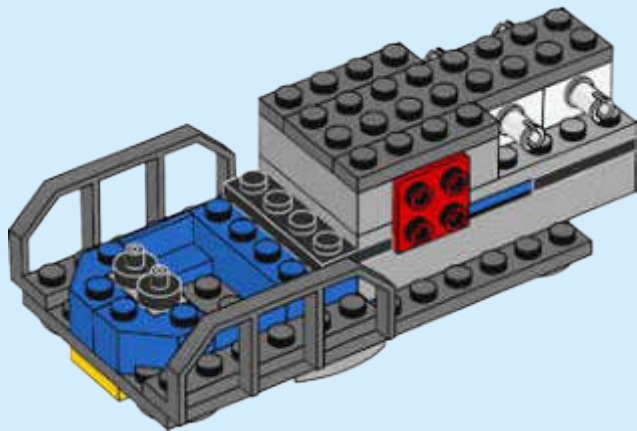


37

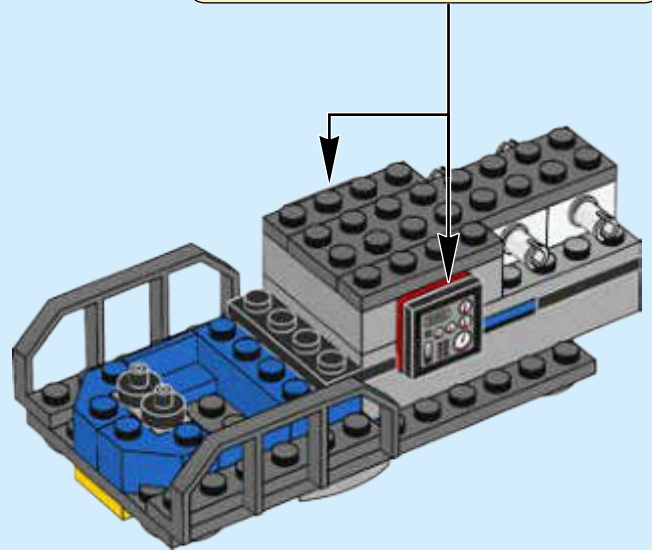
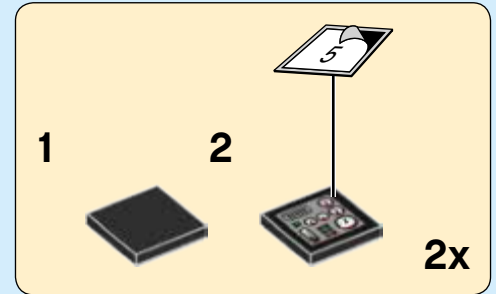


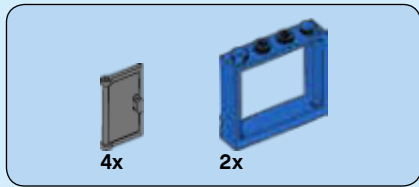


38

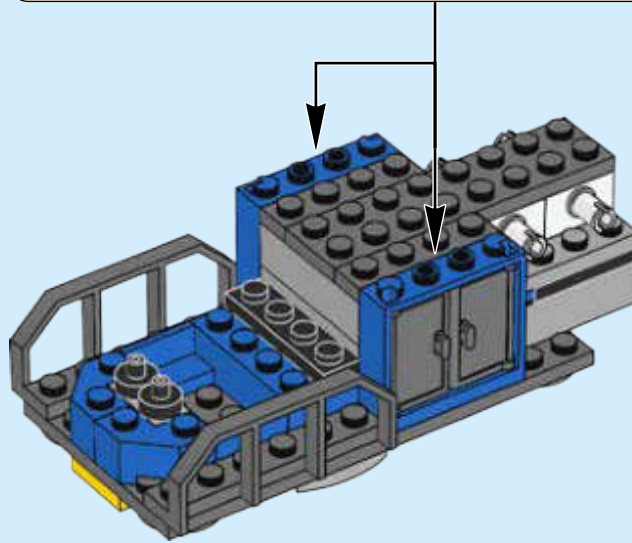
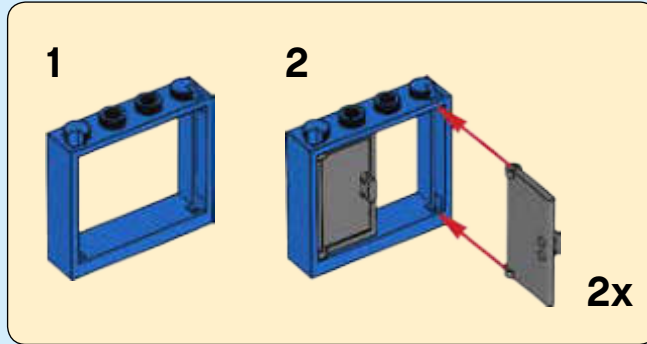


39




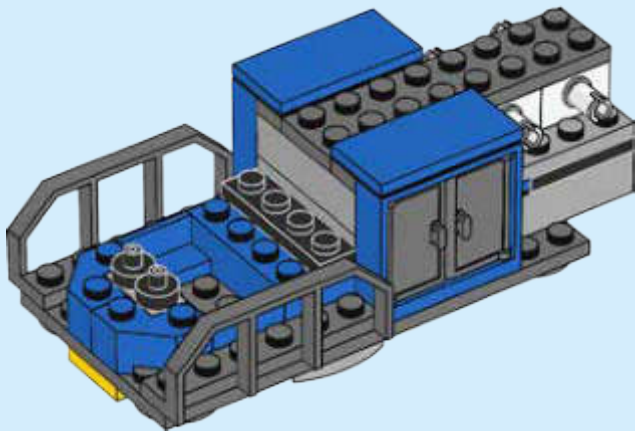


40

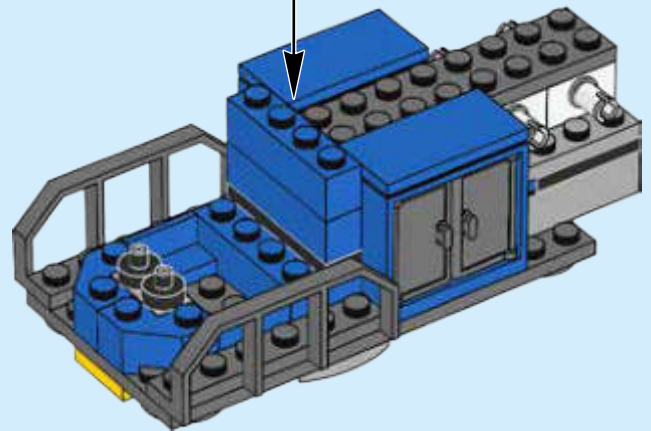
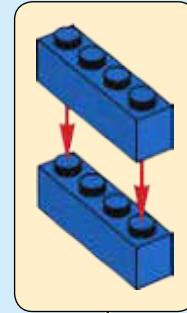




41



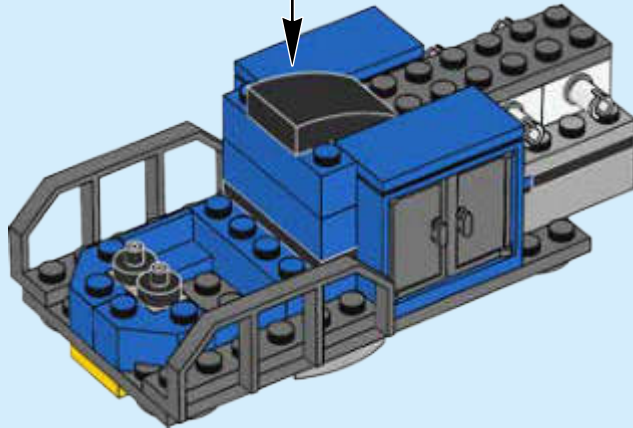
42






1x

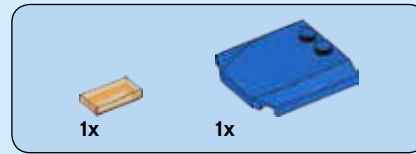
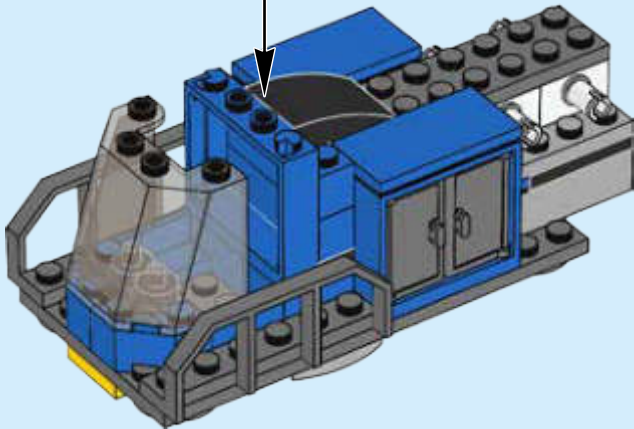
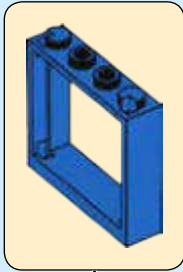
43



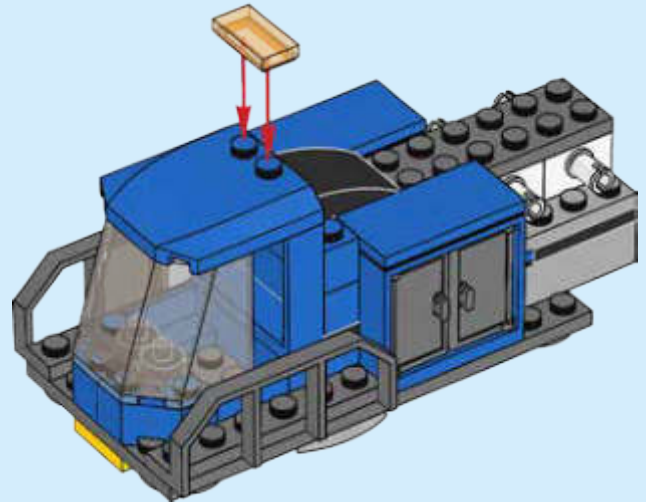
48

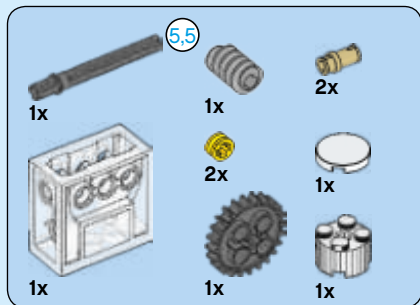


44



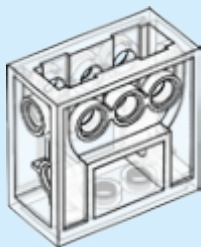
45



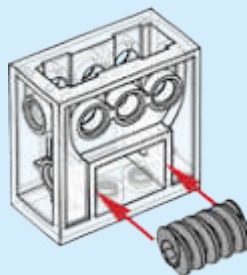


46


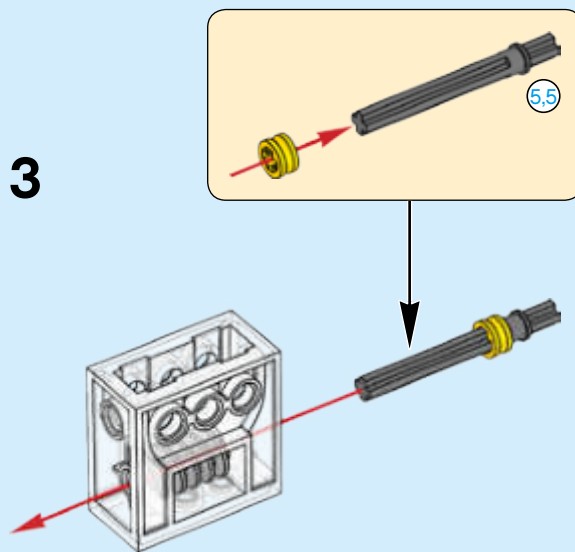
1

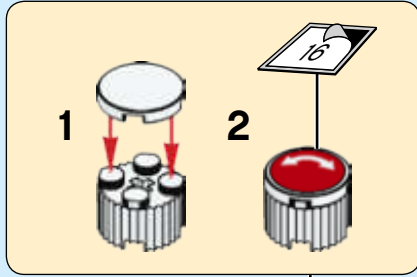


2

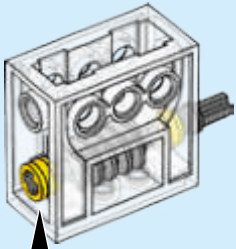


3

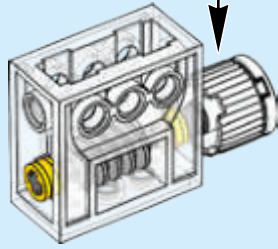




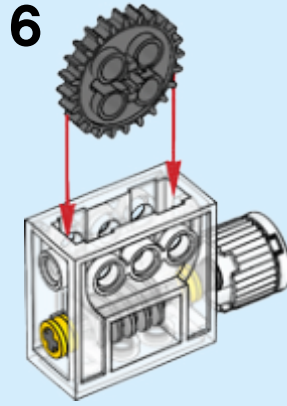
4



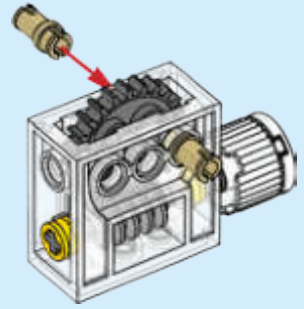
5

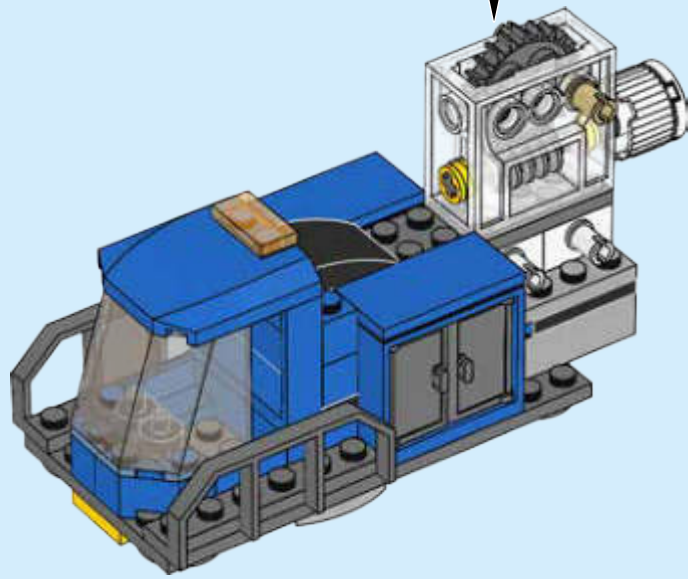


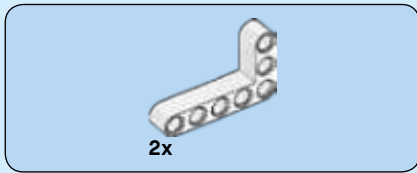
6



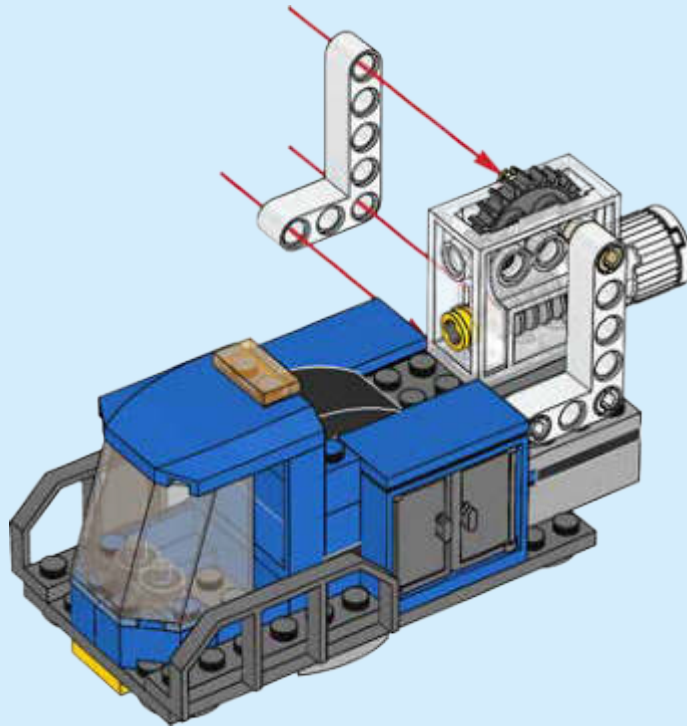
7

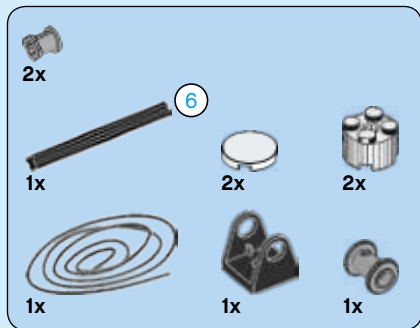






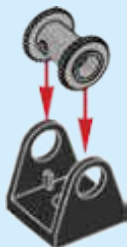
47



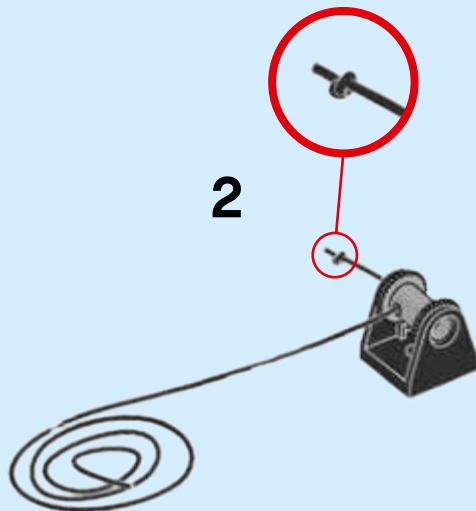


48



1

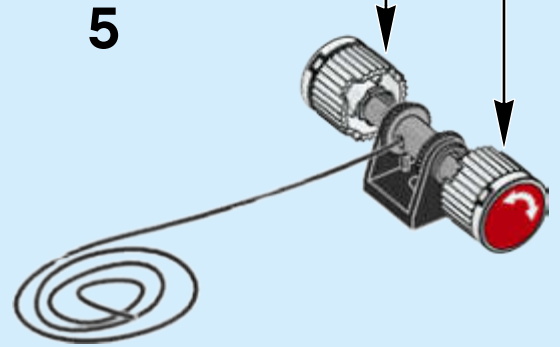
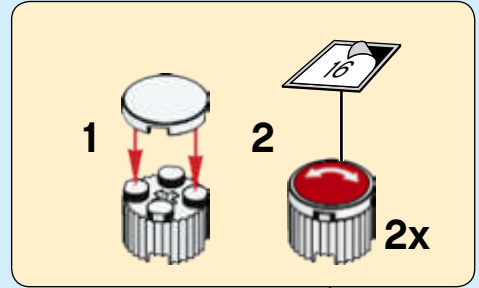
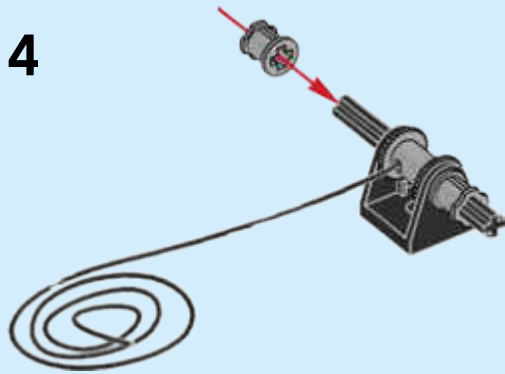


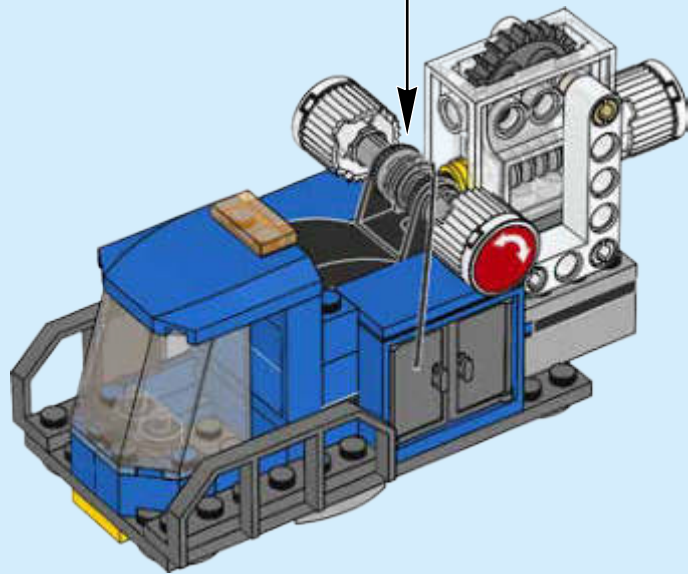
2



3

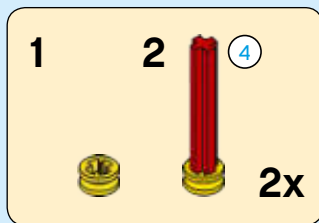








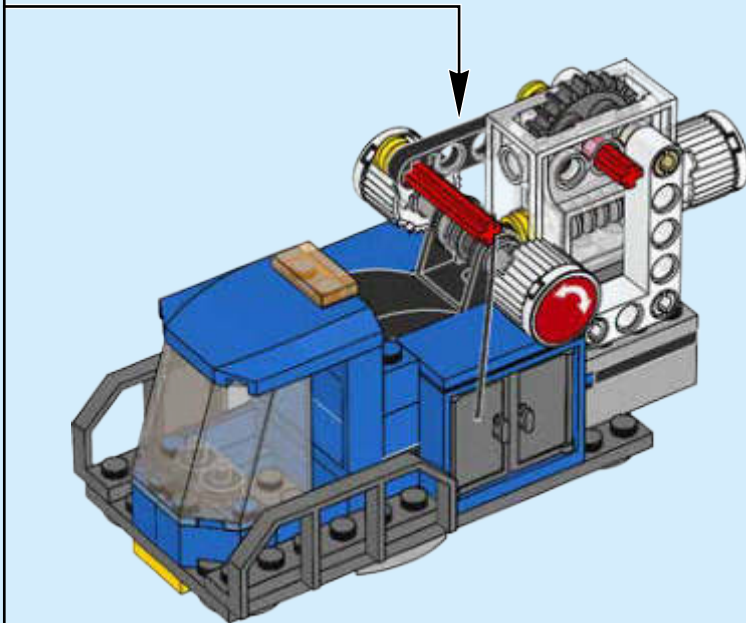
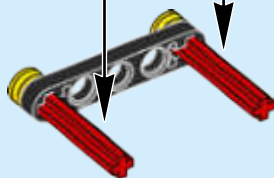
49

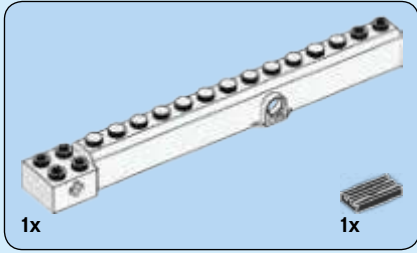


1

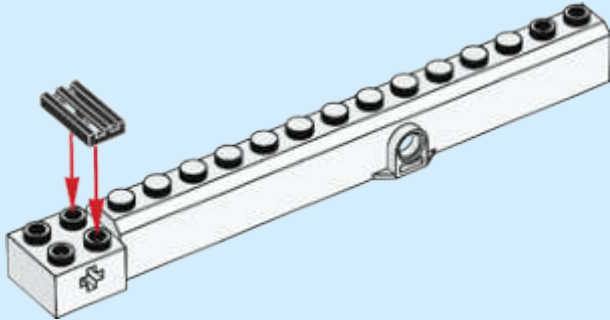


2

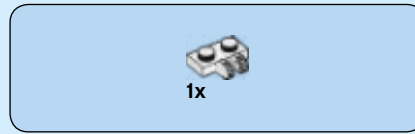




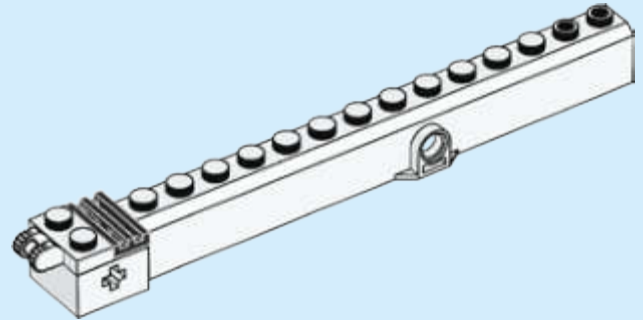
50



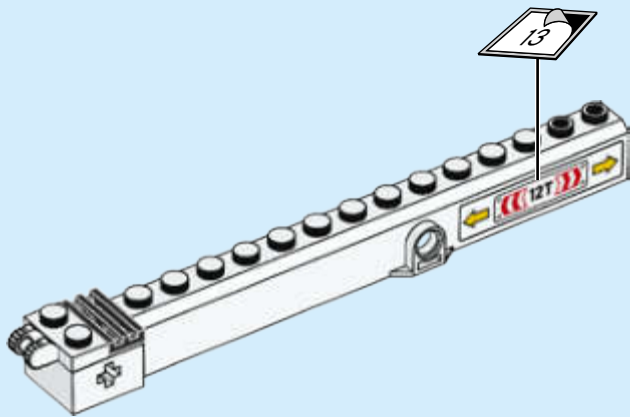
58



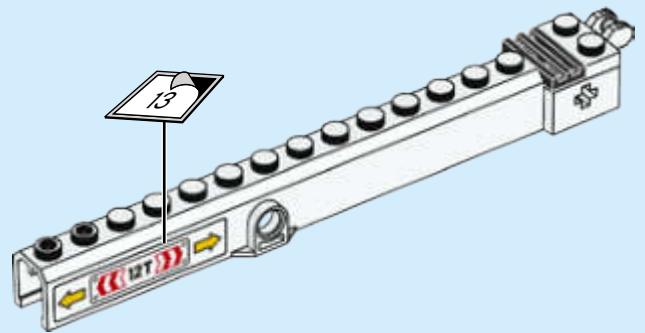
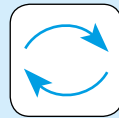
51

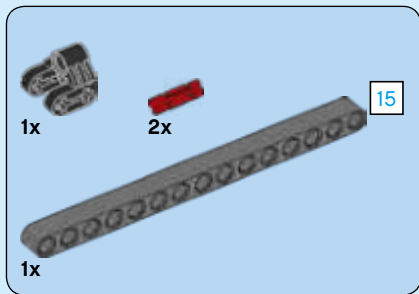


52

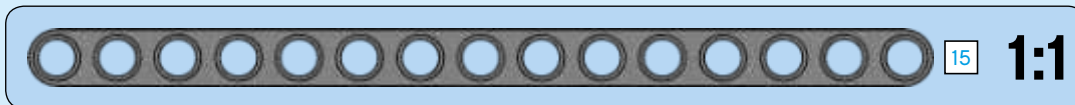
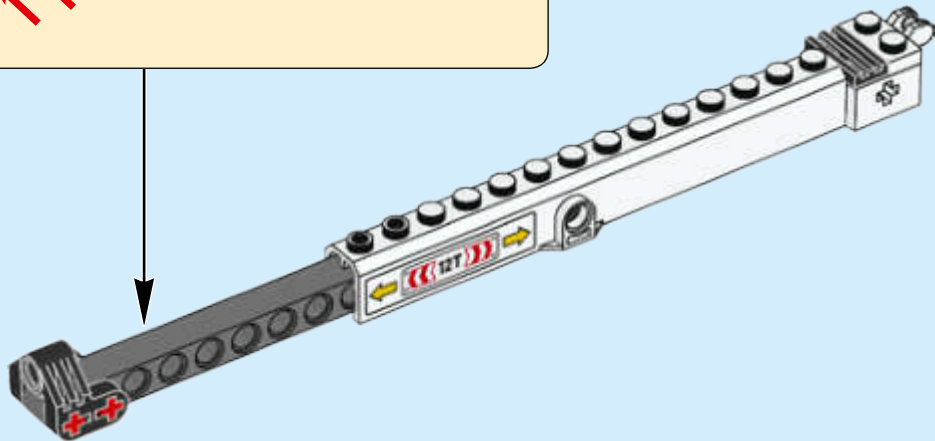
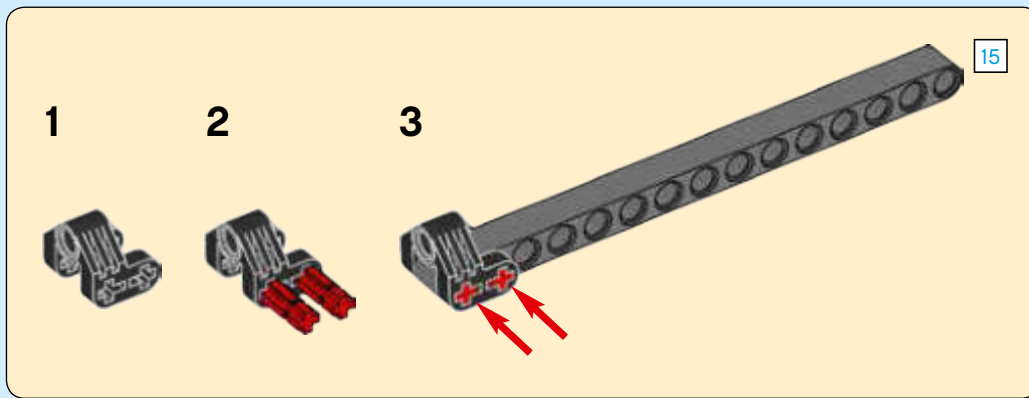


53

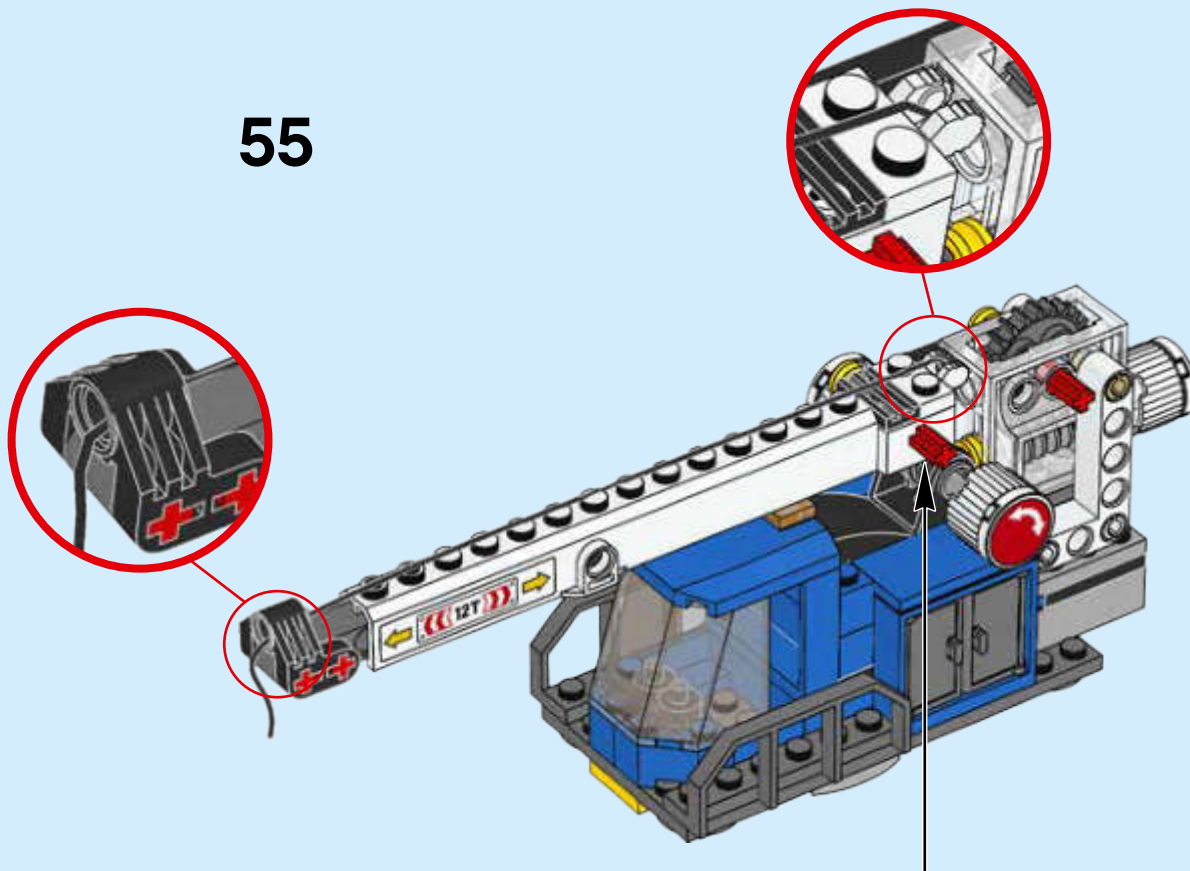





54

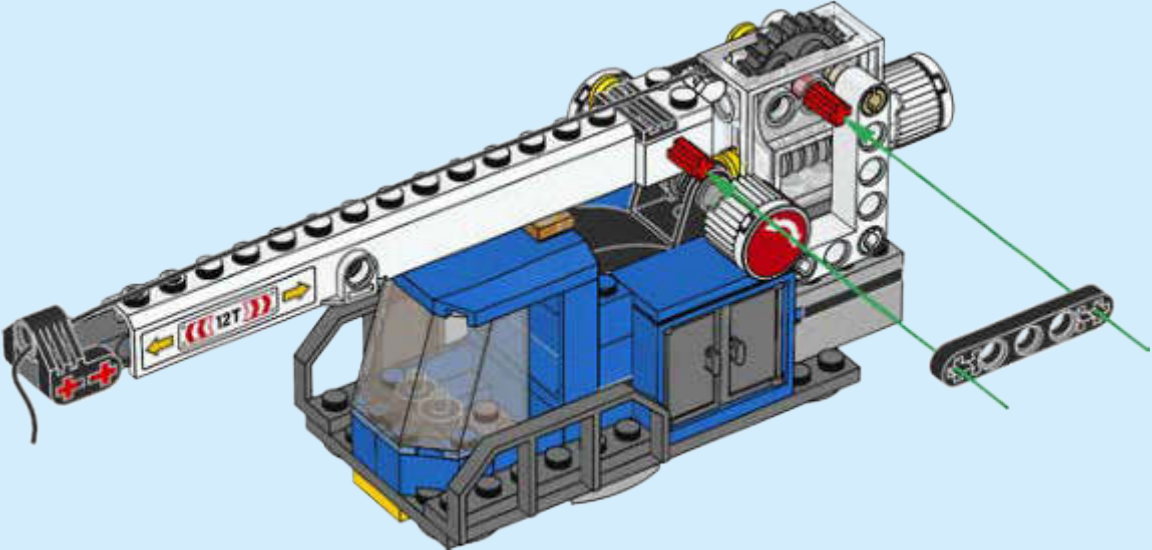


55





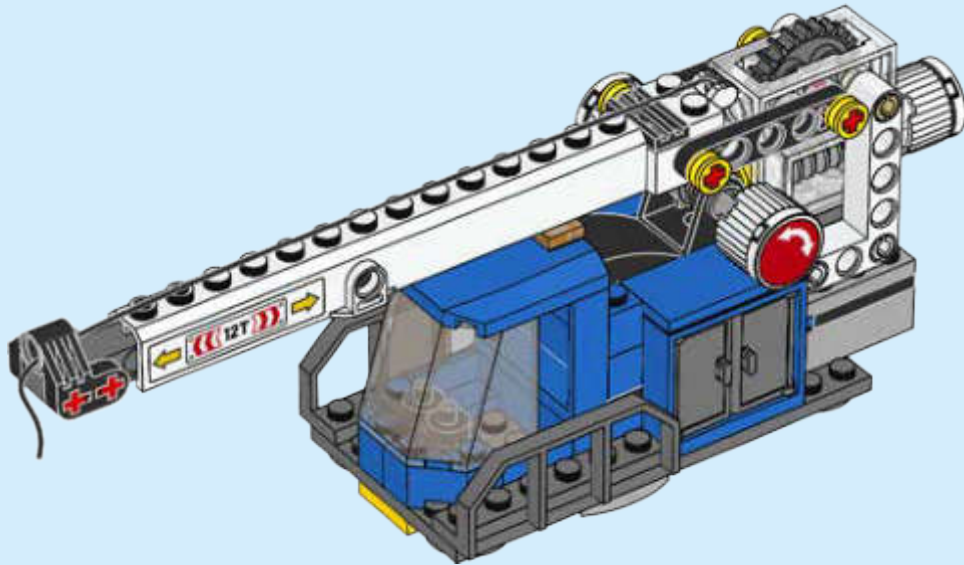
56






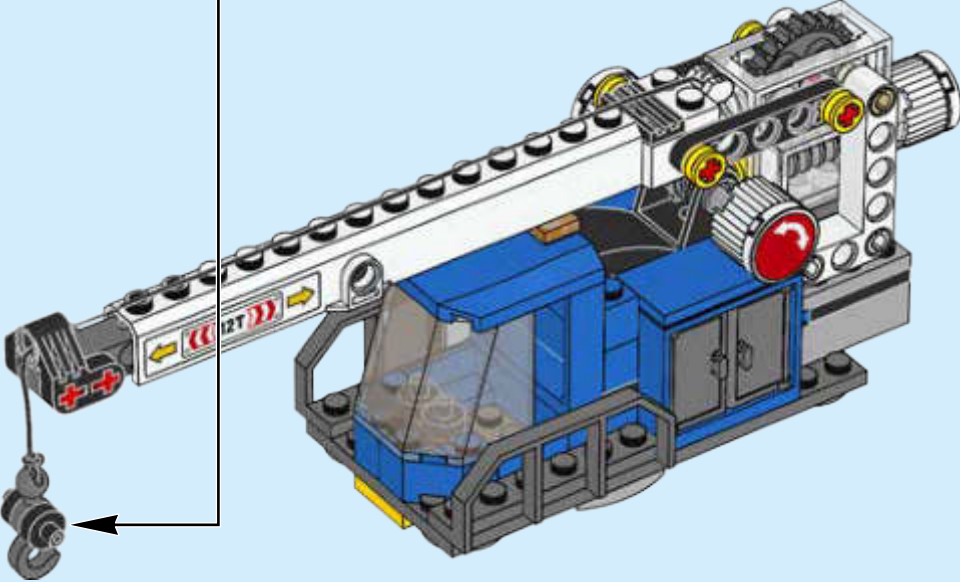
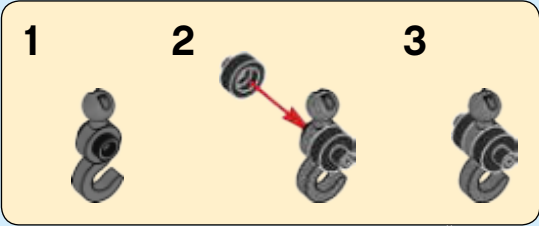
2x

57





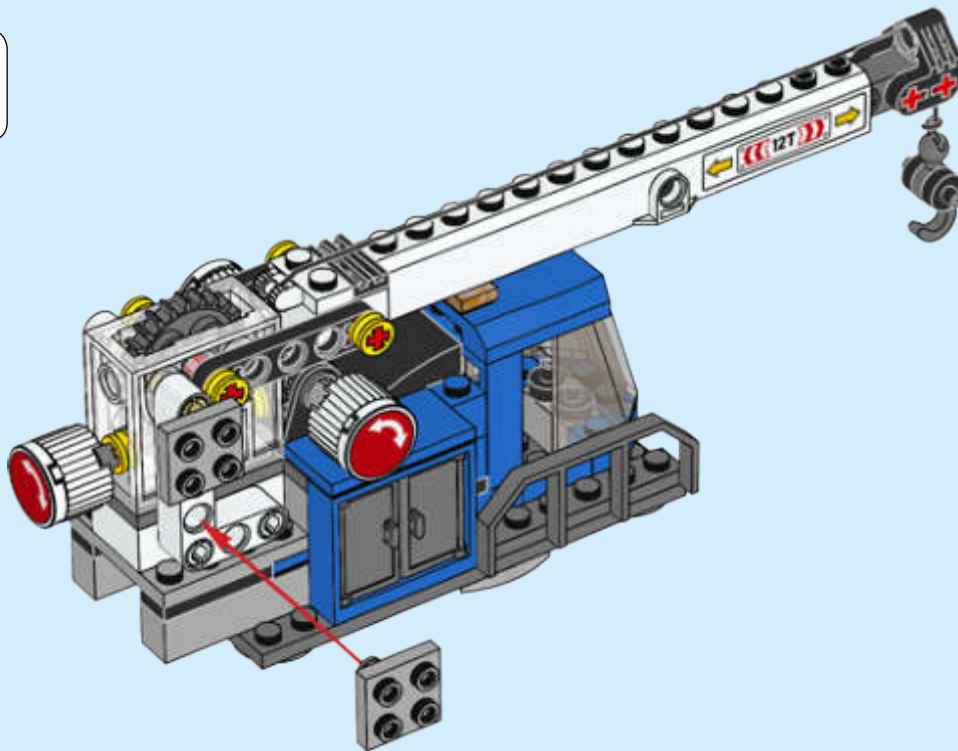
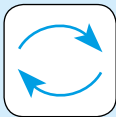
58

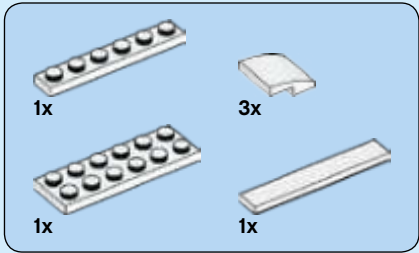




2x

59



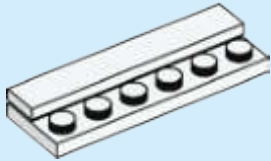


60

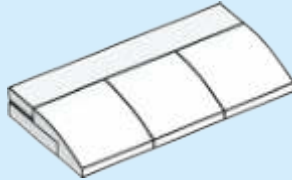
1



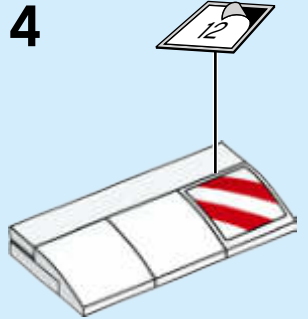
2

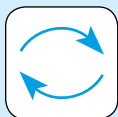


3

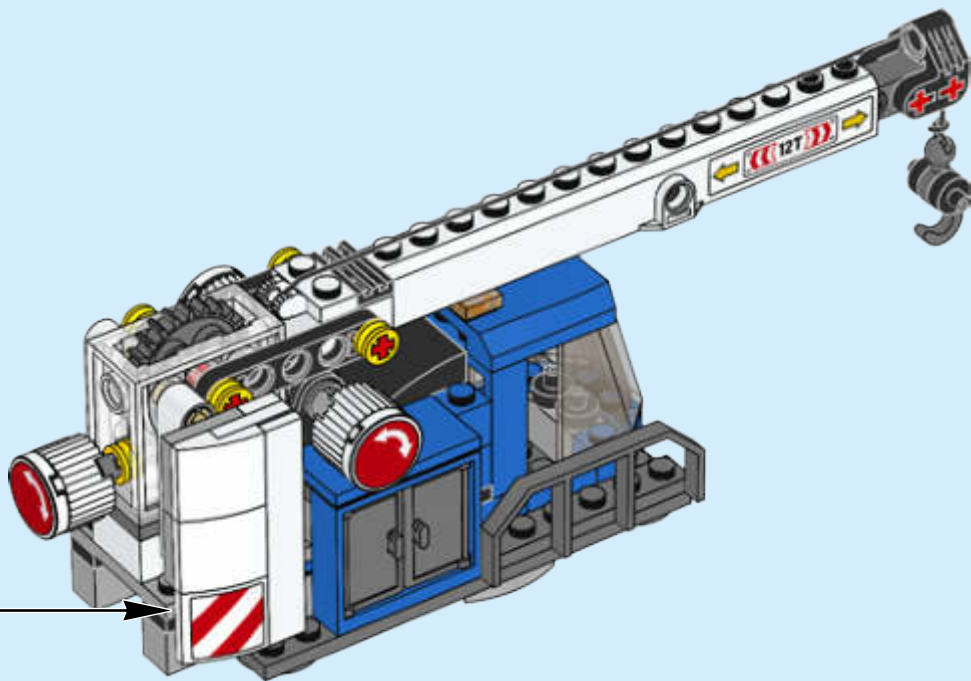
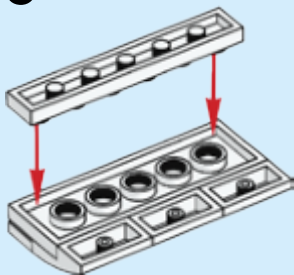


4





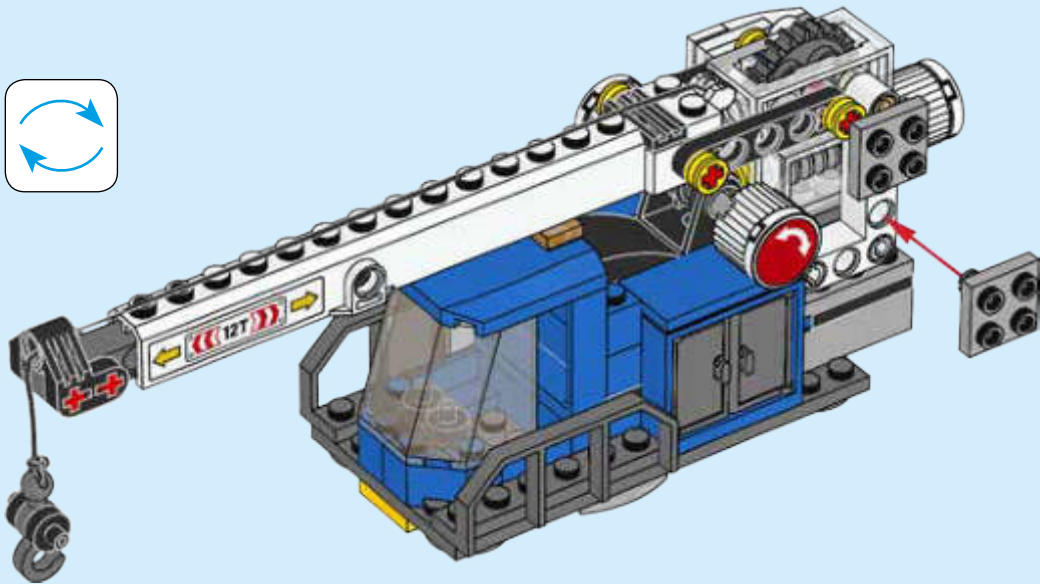
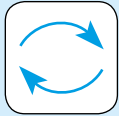
5

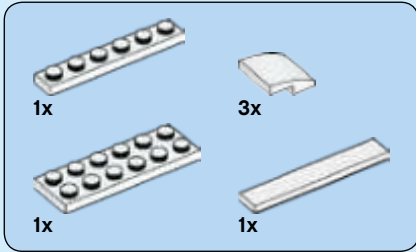




2x

61



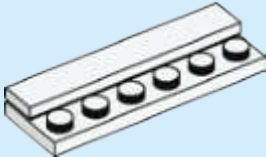


62

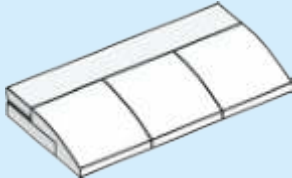
1



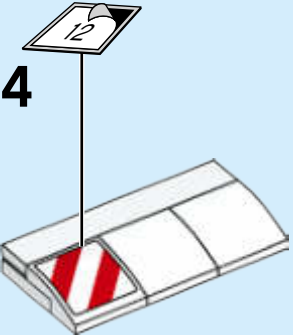
2

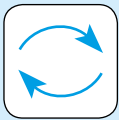


3

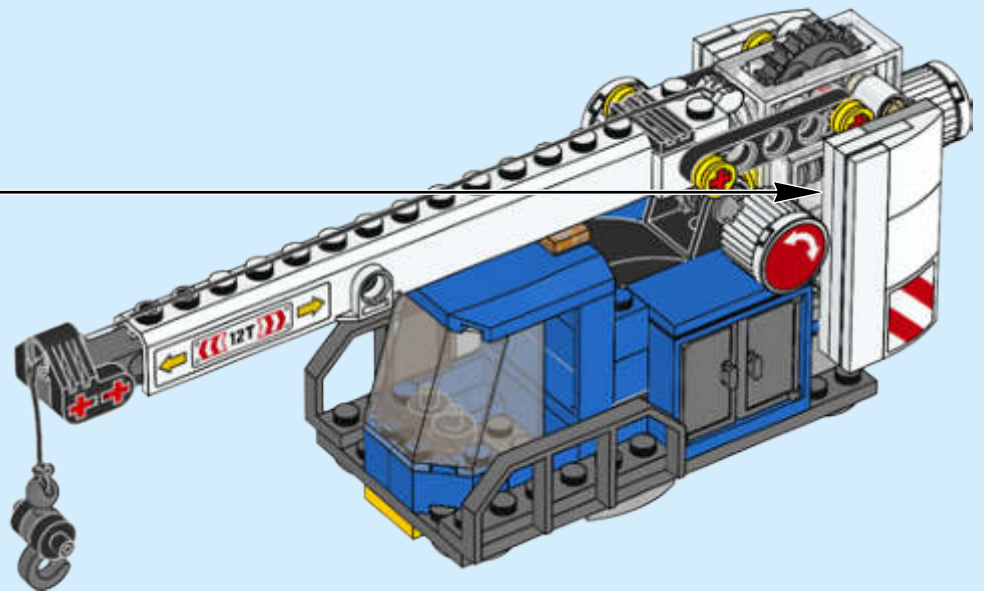
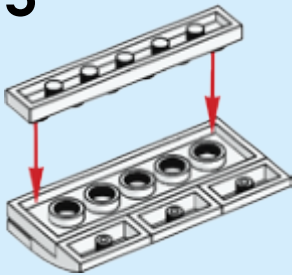


4

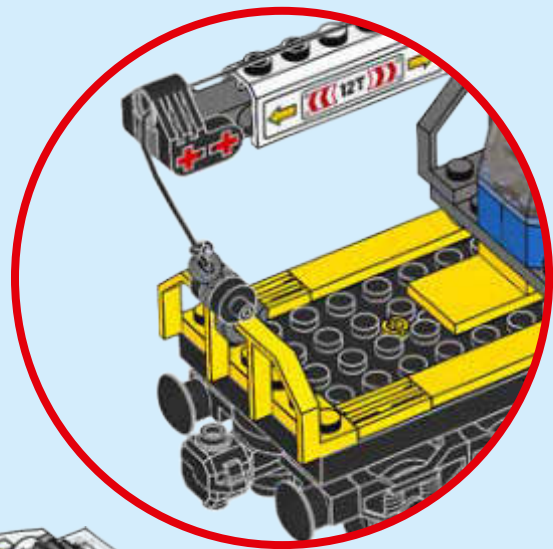






5



63



64





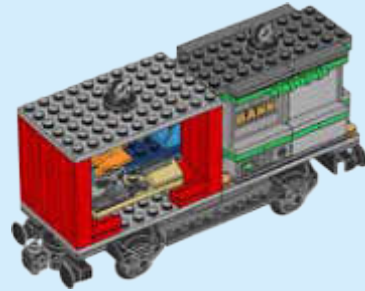
CITY

60198

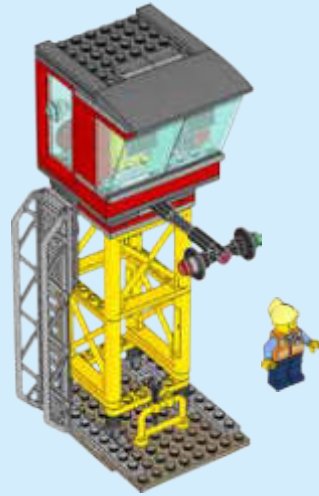



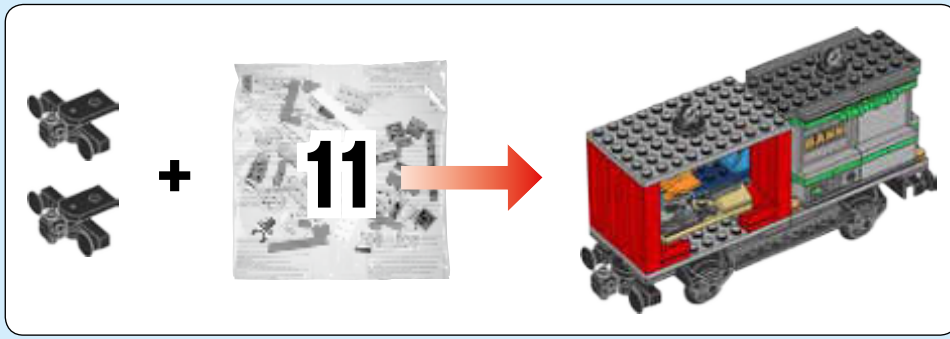


11

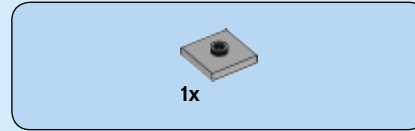


12






1




2

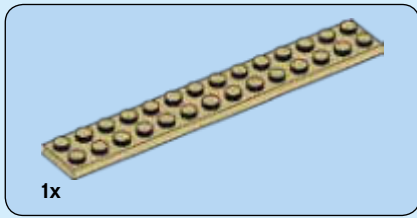





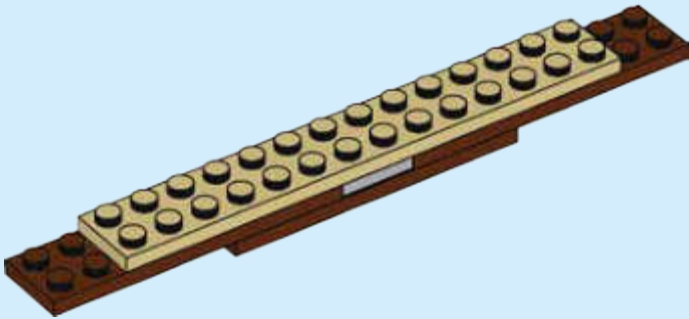
3



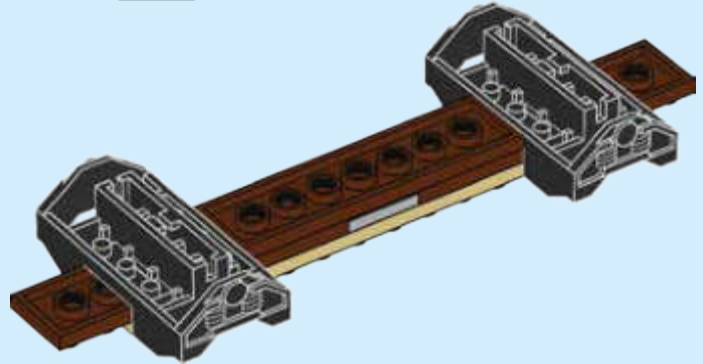
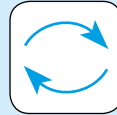
4




4

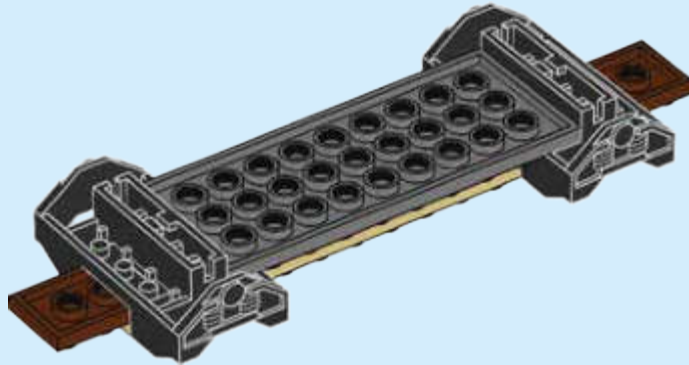



5




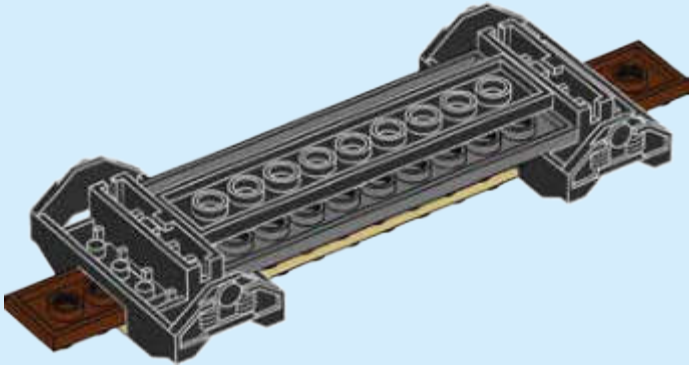


6

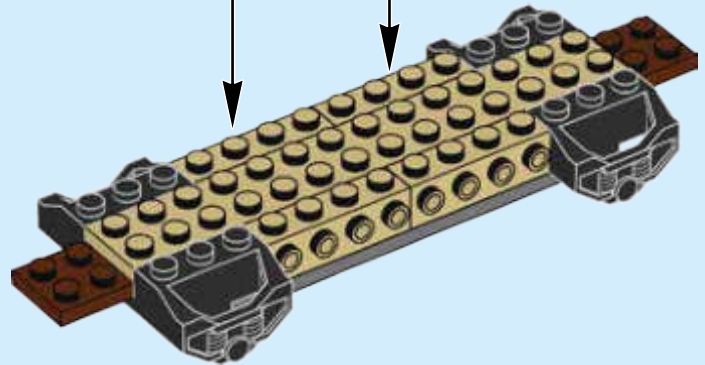
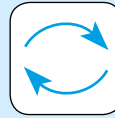






7



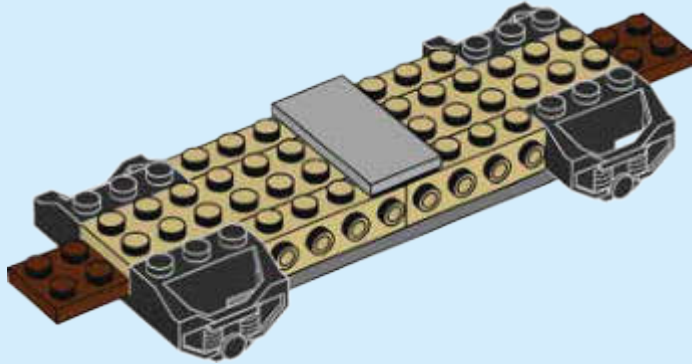
8



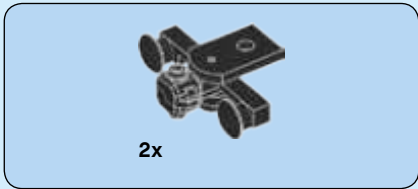


1x

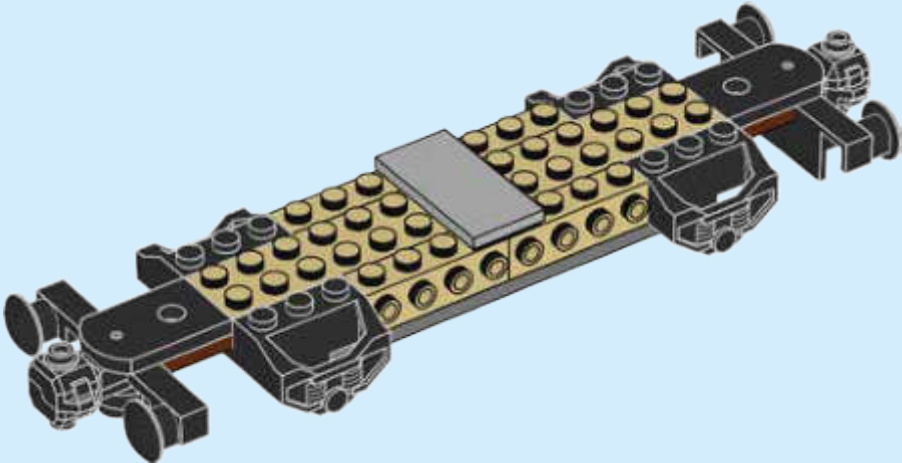
9




8

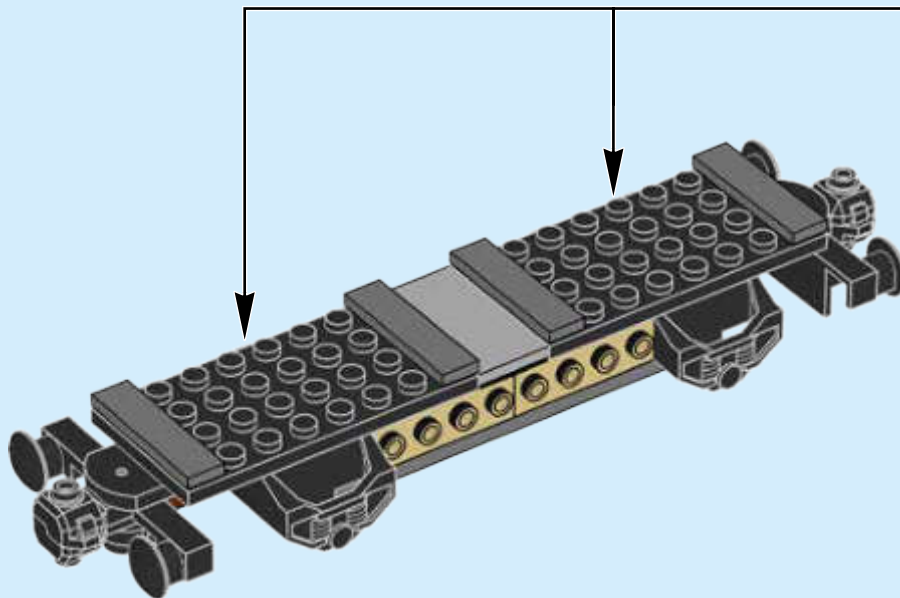
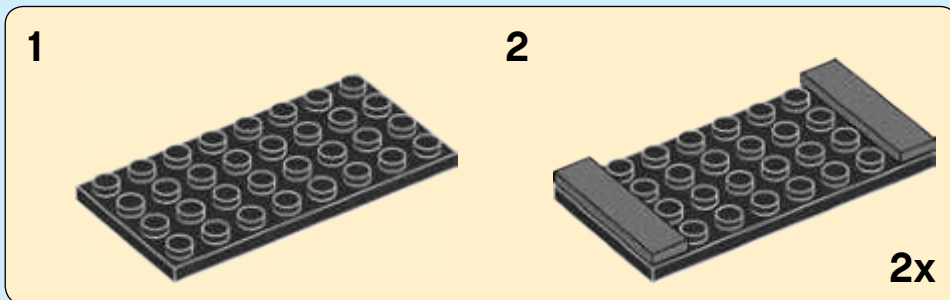


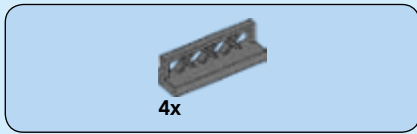
10



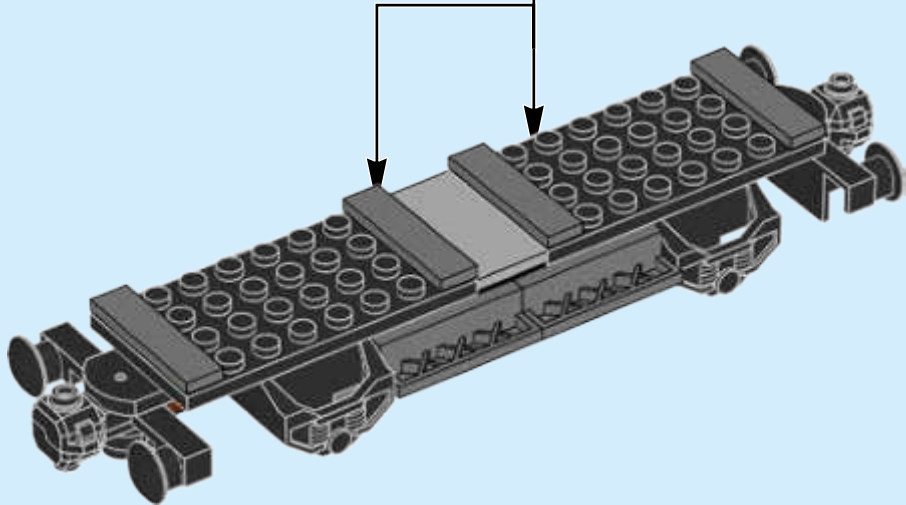



11




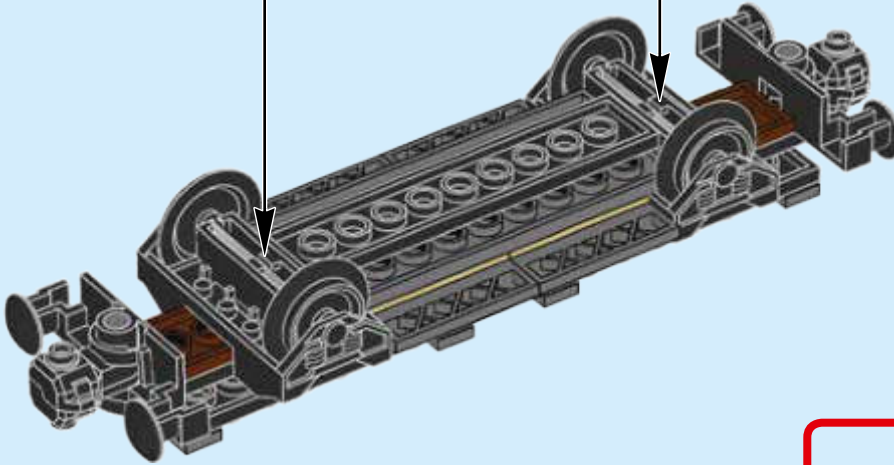
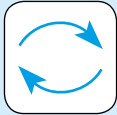
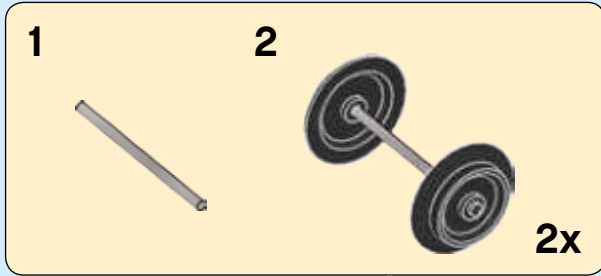


12





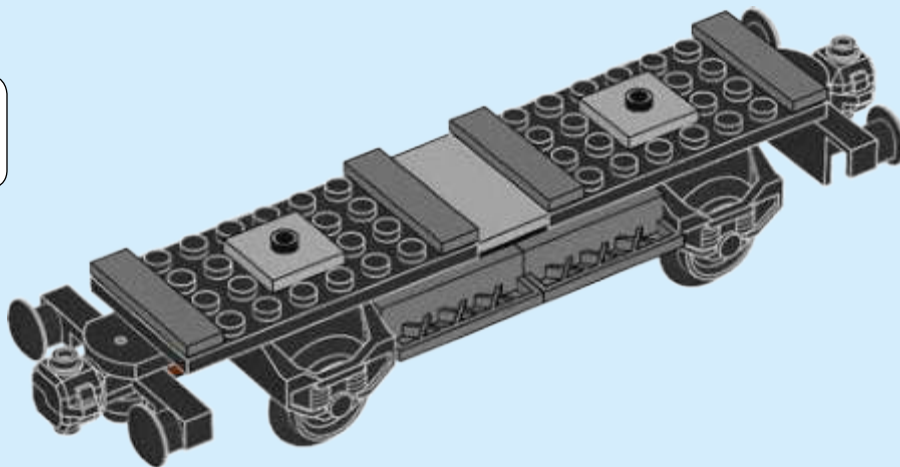
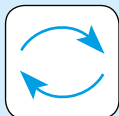
13







2x


14



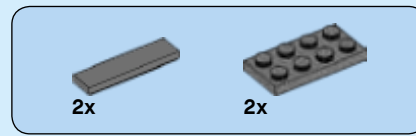
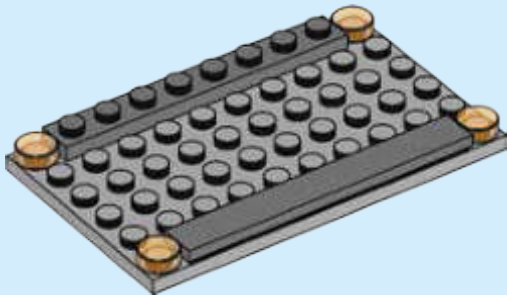


15

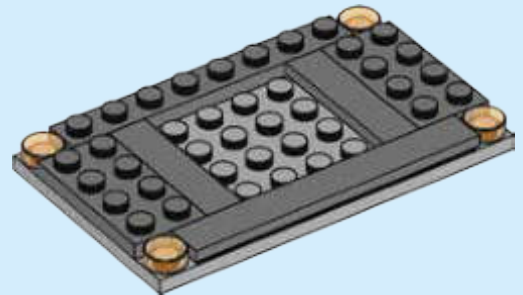





16

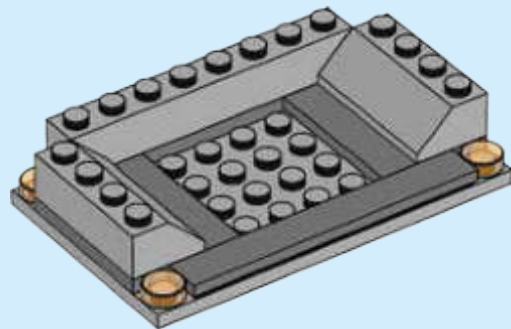



17




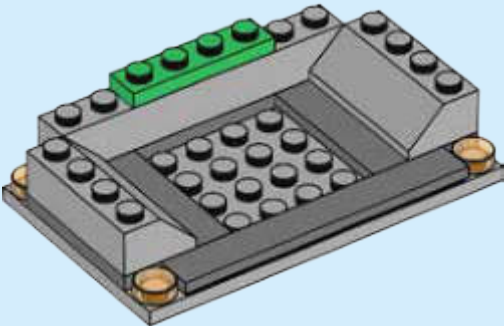


18

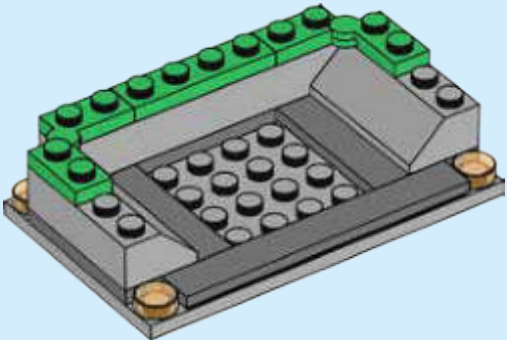





19

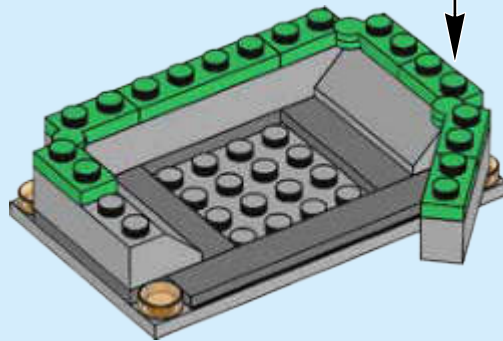
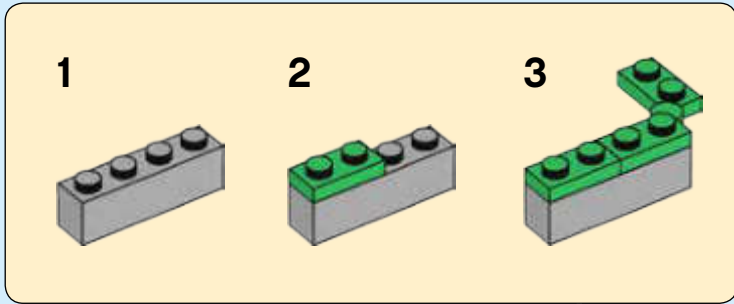


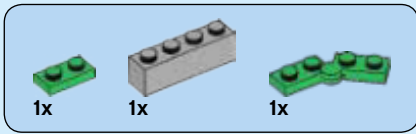
20



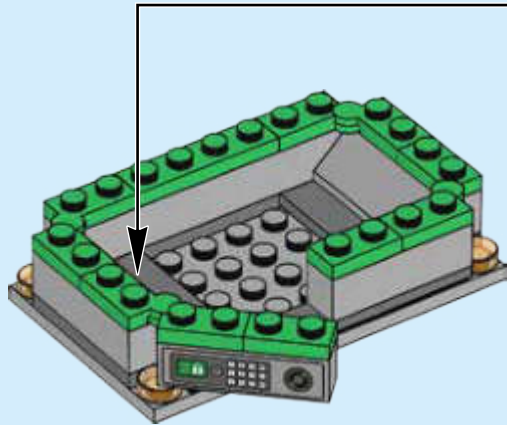
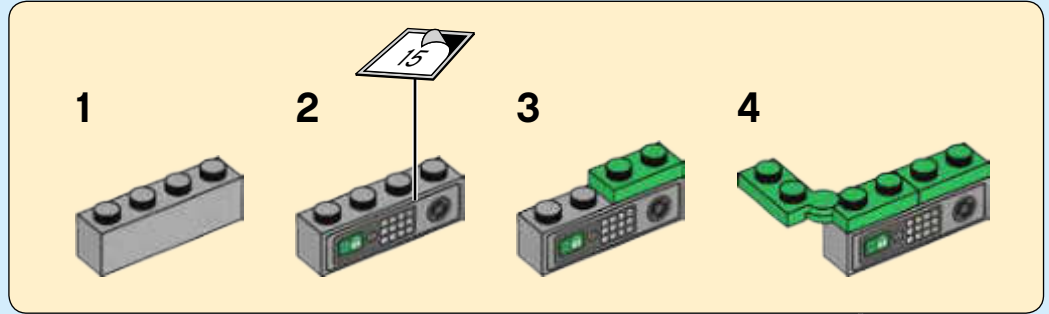



21



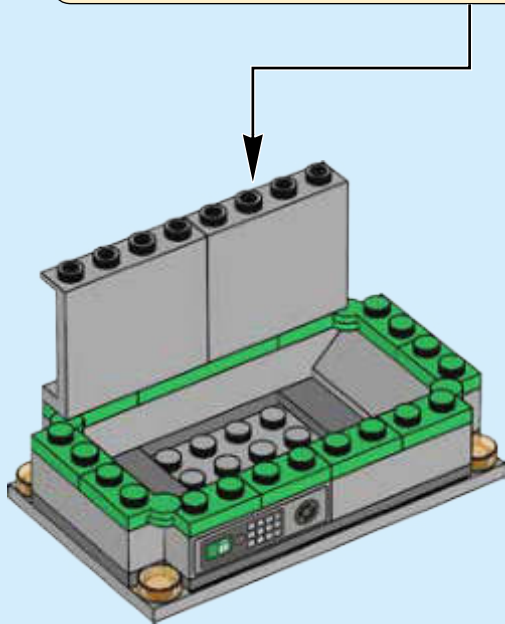
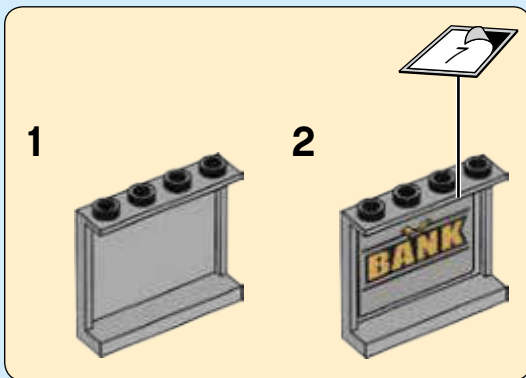



22




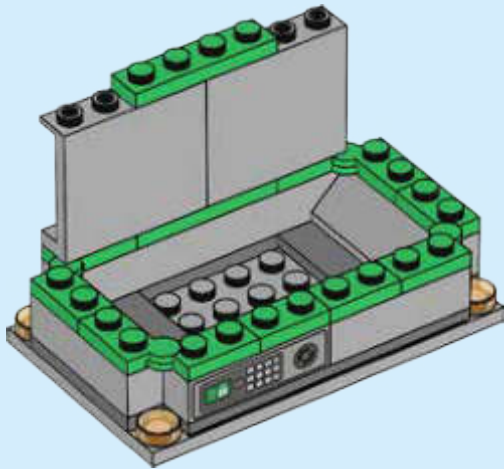


23

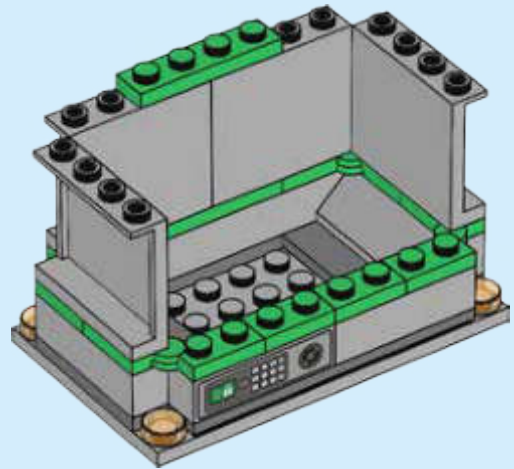




24



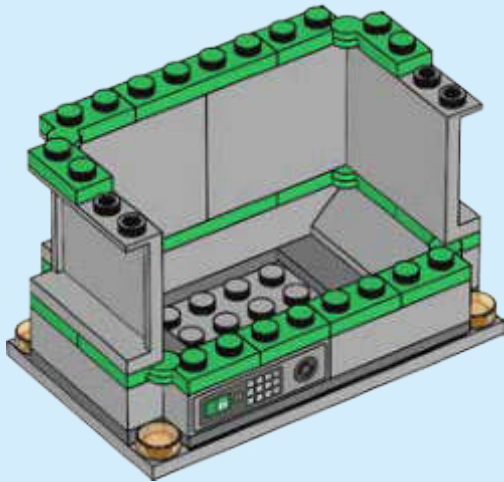
25





2x

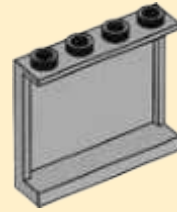
26



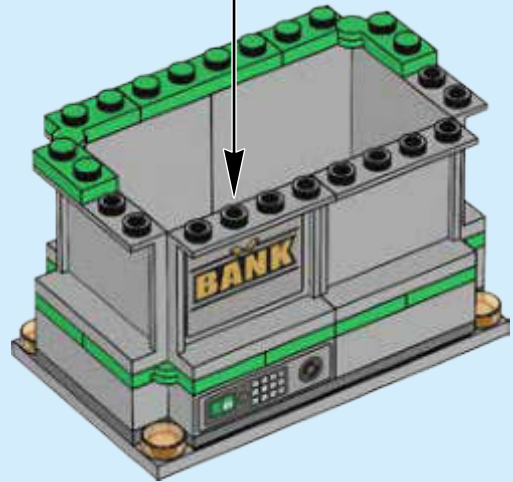
2x

27

1




2





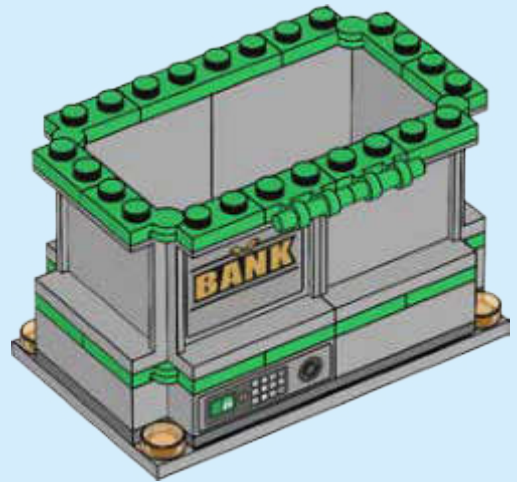
2x


28




2x


29



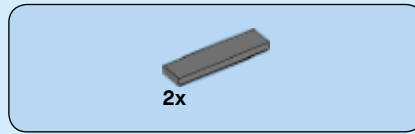



30






31




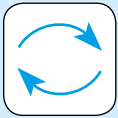
32





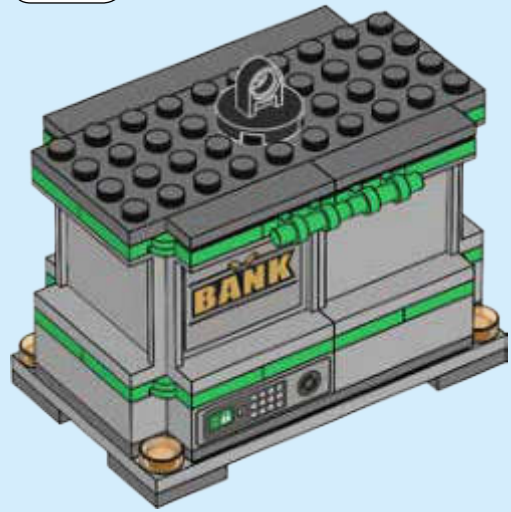
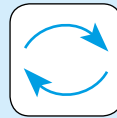
4x

33

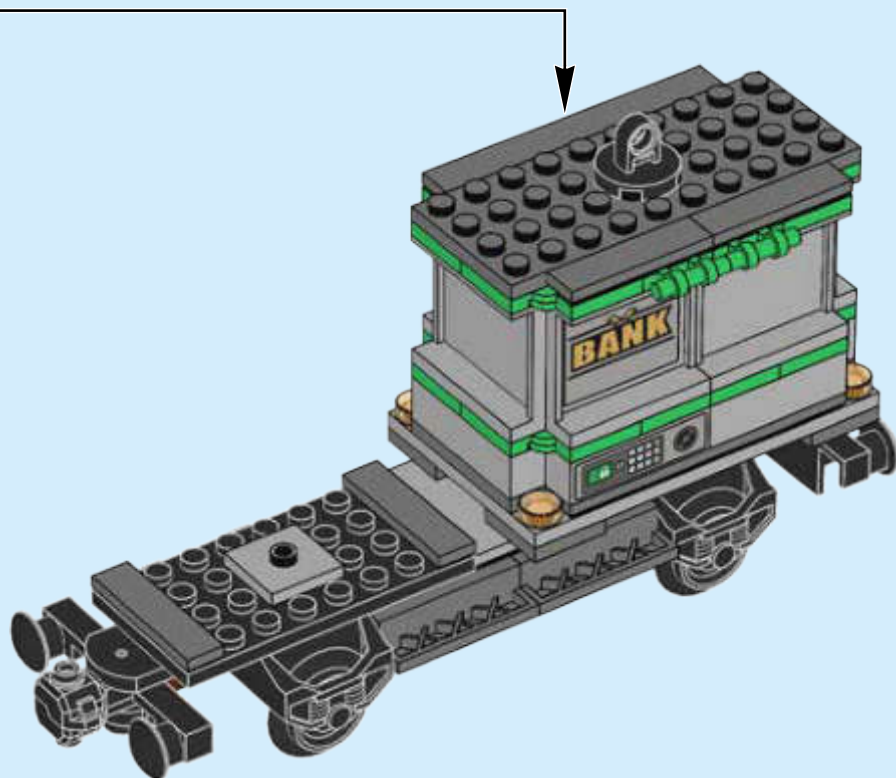



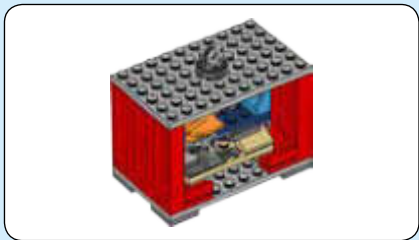
1x

34



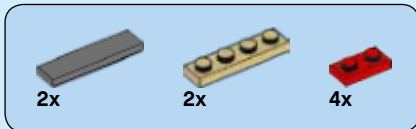

35





1x

36

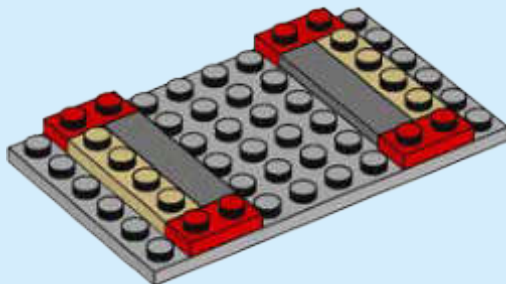


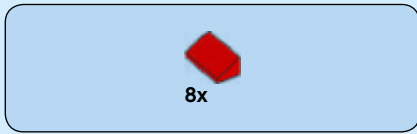
2x

2x

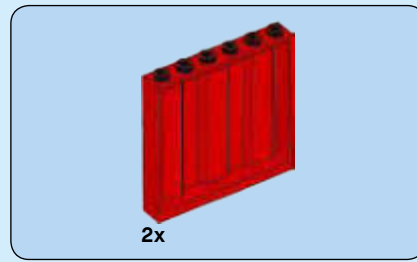
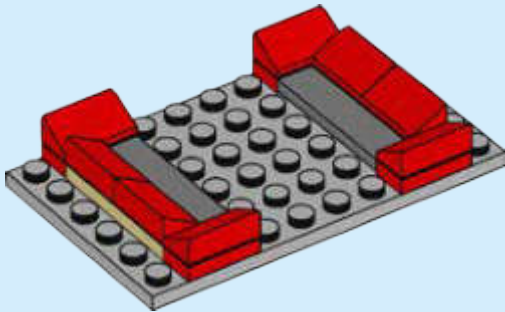
4x

37

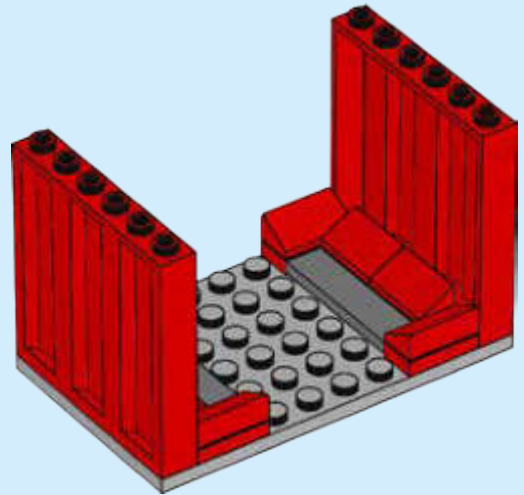





38

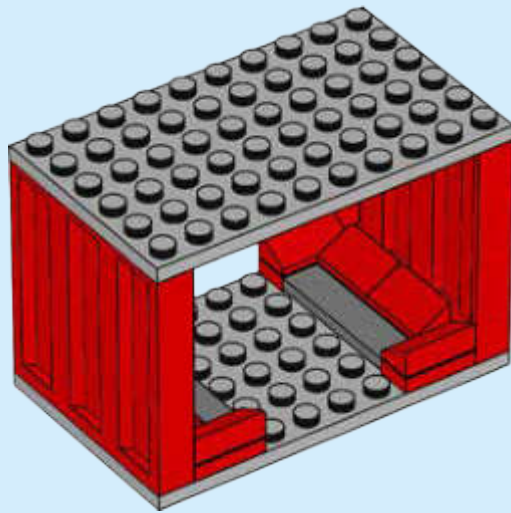


39





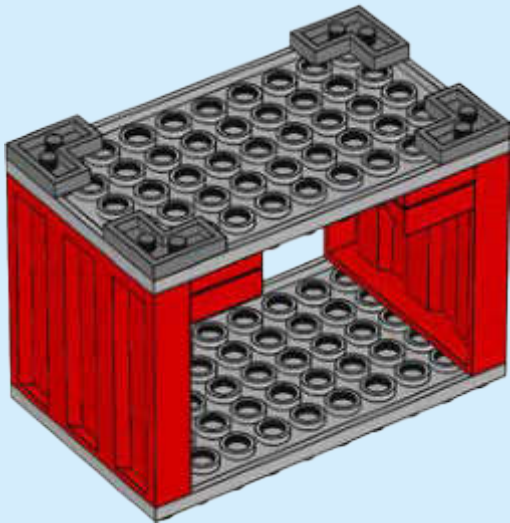
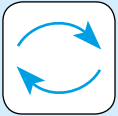
40





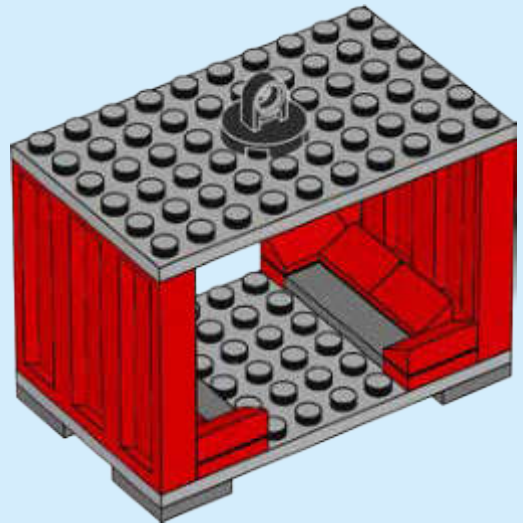
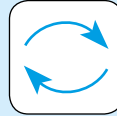
4x


41



1x



42





1x

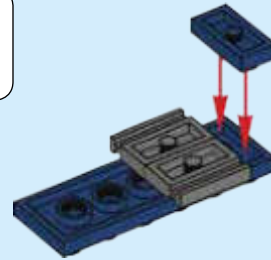
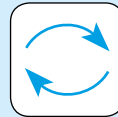
43



1x

2x


44






1x

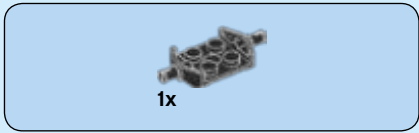
45




1x

46

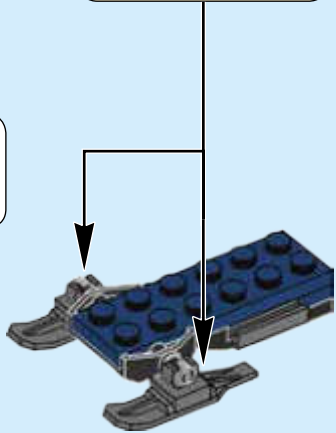
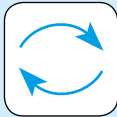
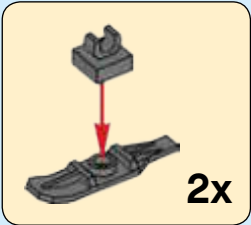




47


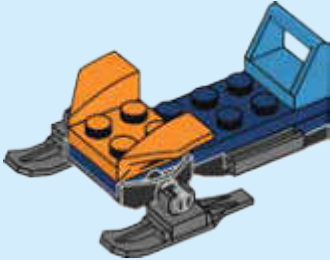


48

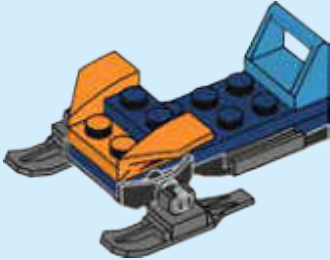




49



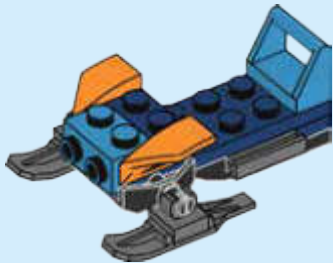
50





1x

51

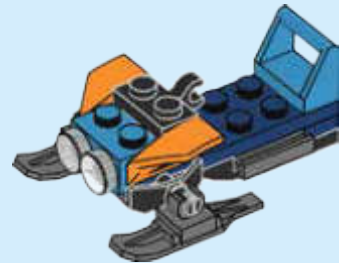


2x



1x

52





1x

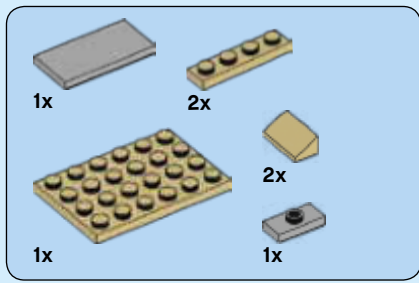
53



1x


54



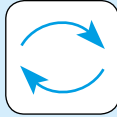


55


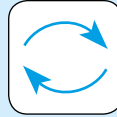
1



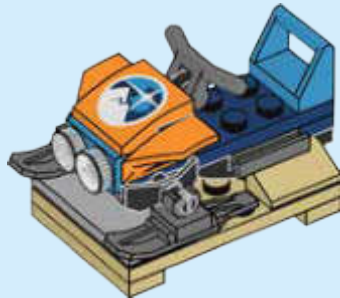
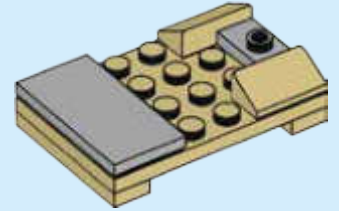
2



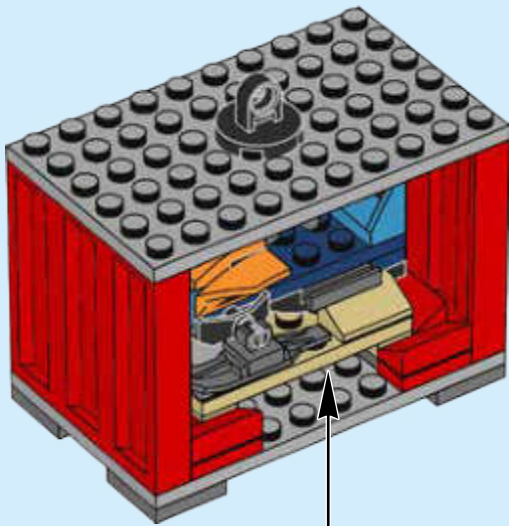
3



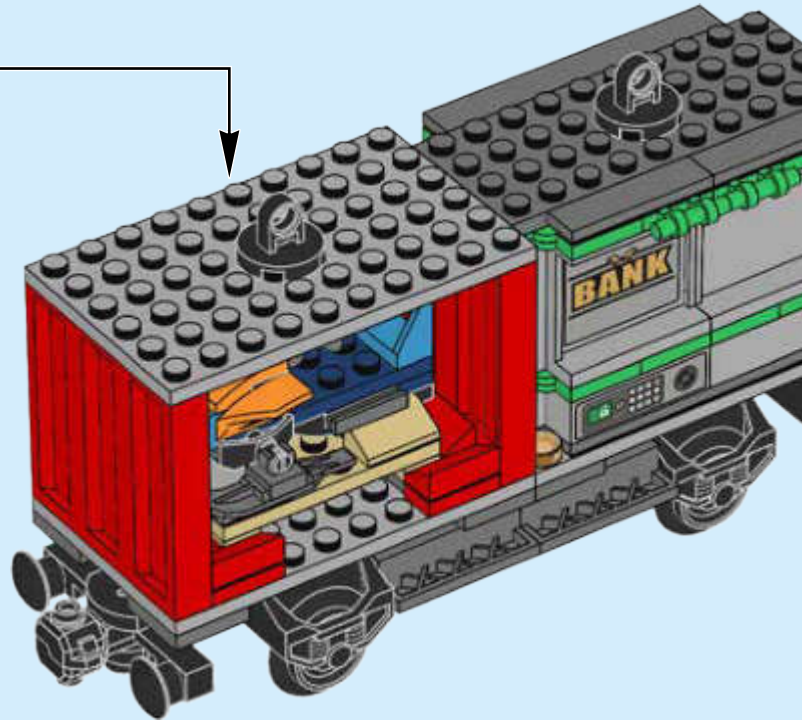
4



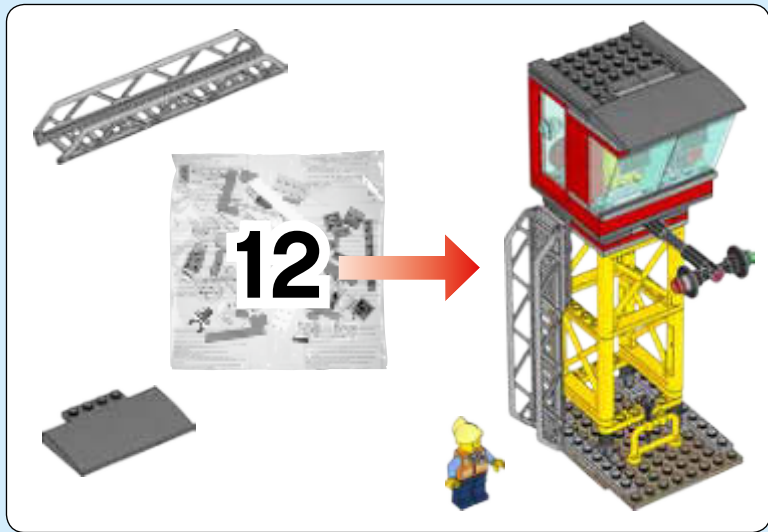


56

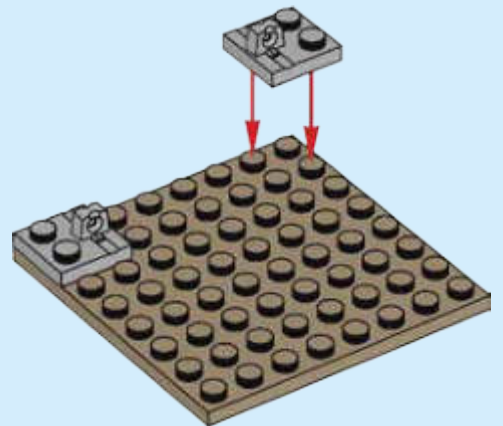


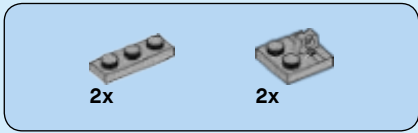
57



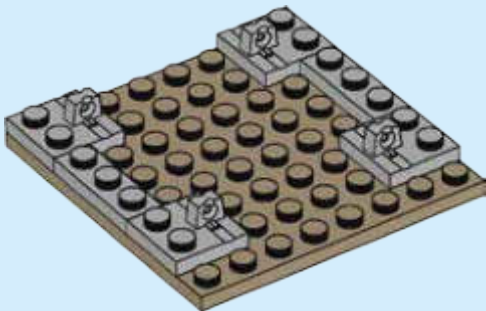


1

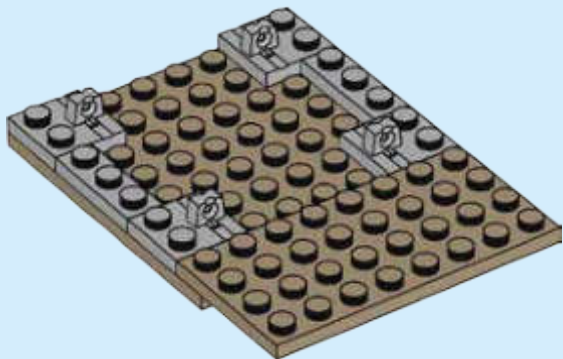





2

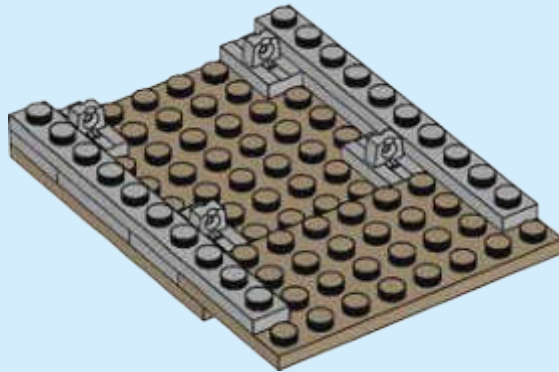


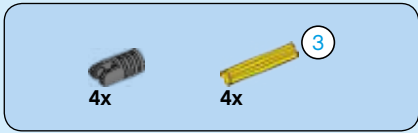
3



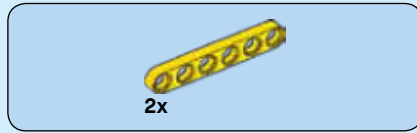
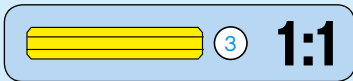
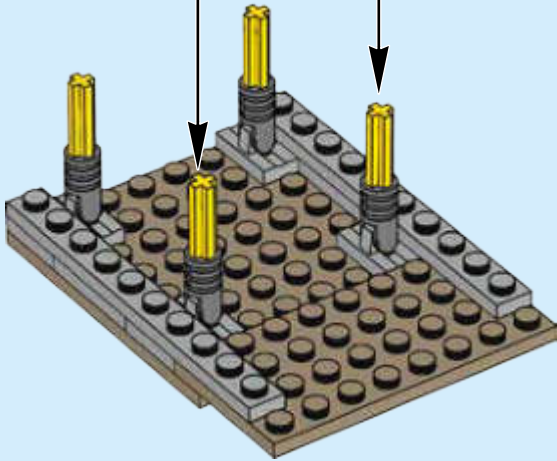
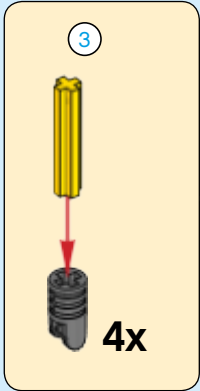


4

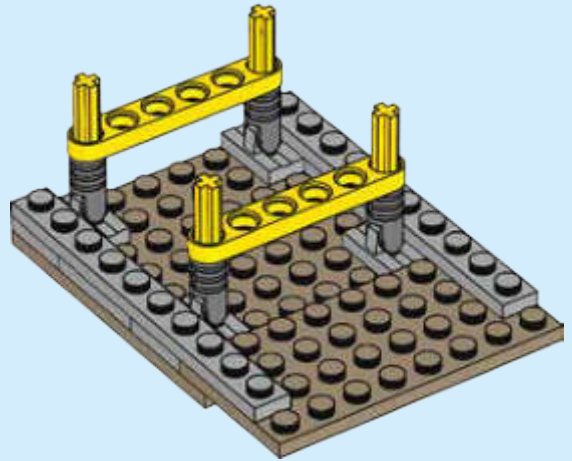


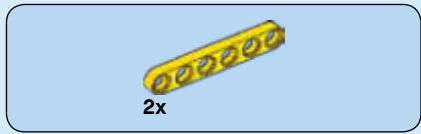


5

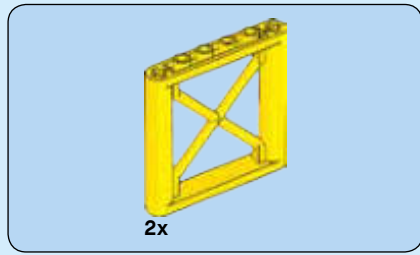
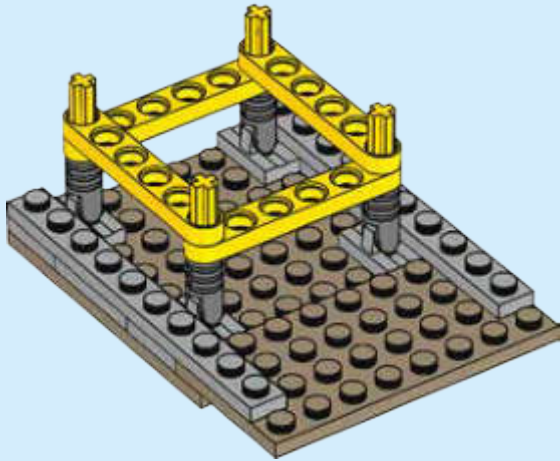


6



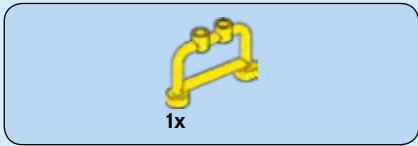


7

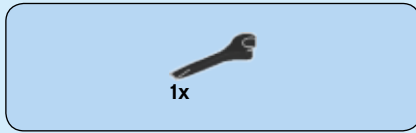
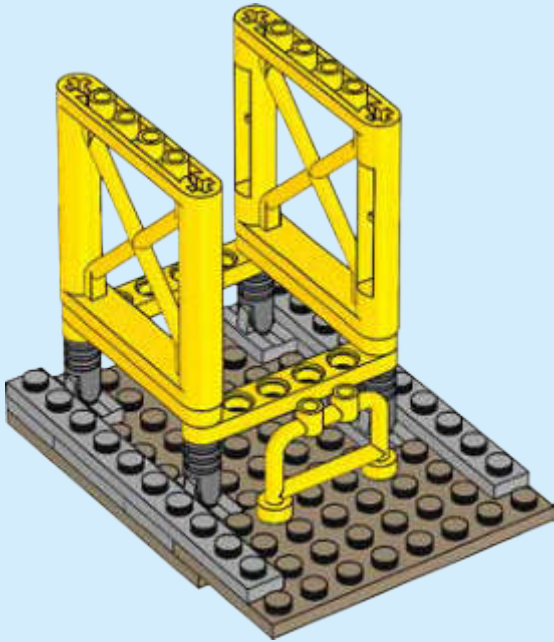


8



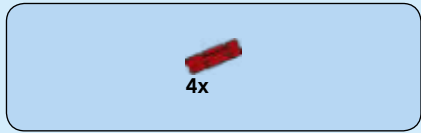


9

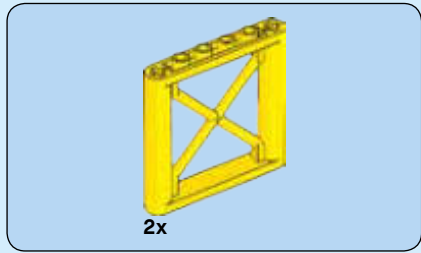


10

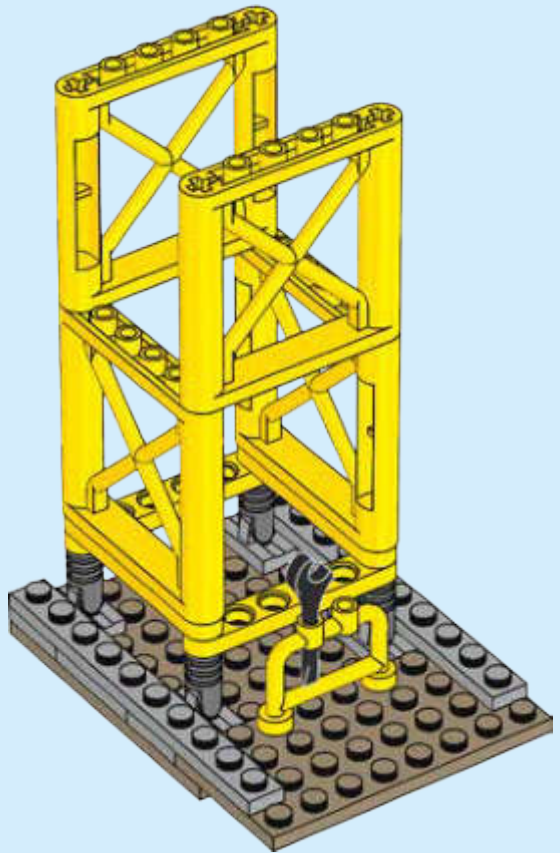





11

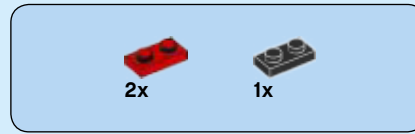



12




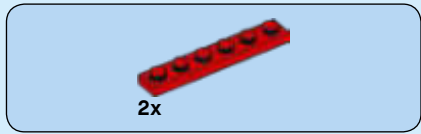


13




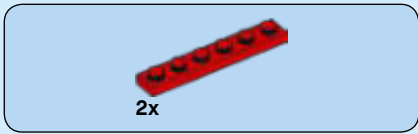
14







15

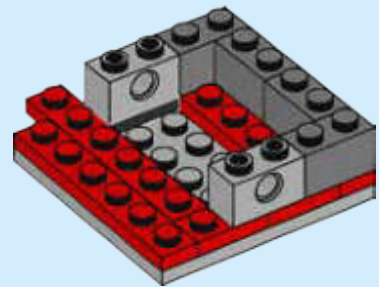


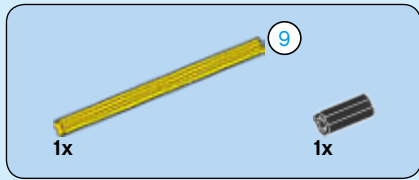


16

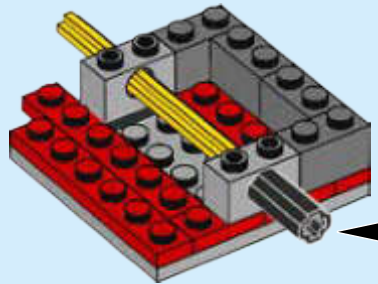
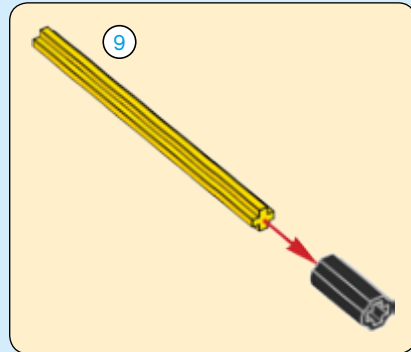



17




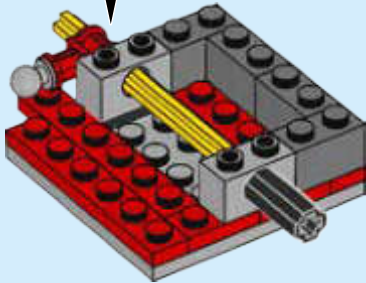
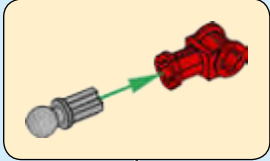


18

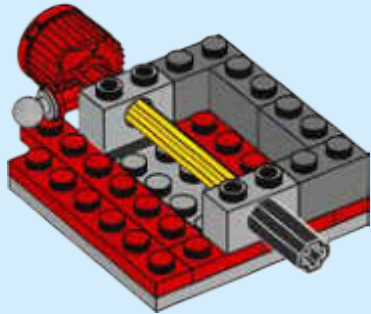
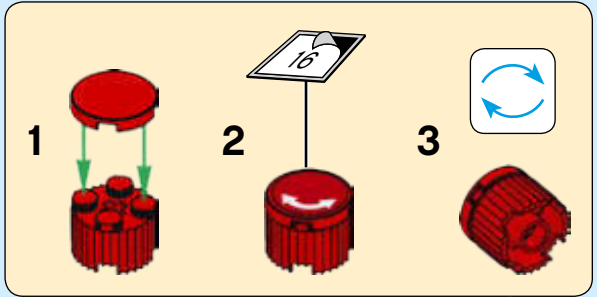


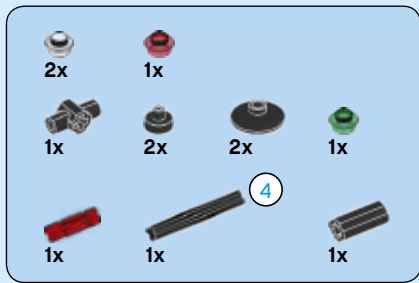


19








20

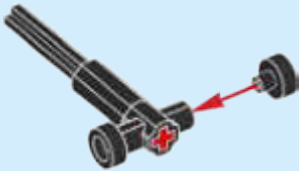




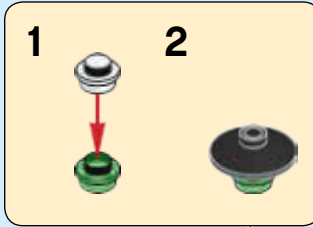
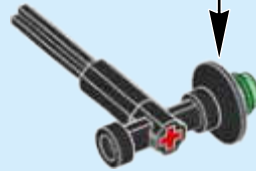
21



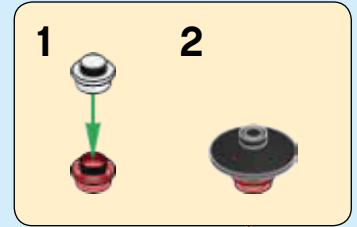
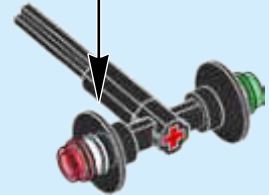
5



6



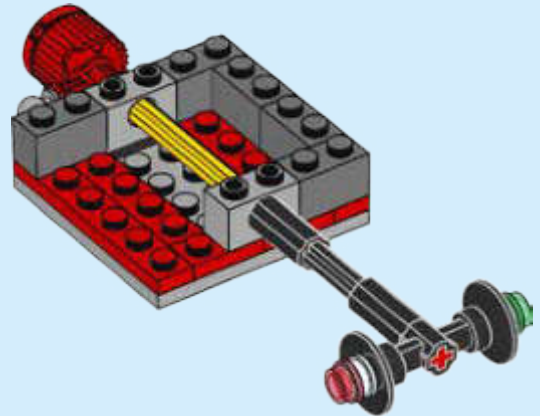
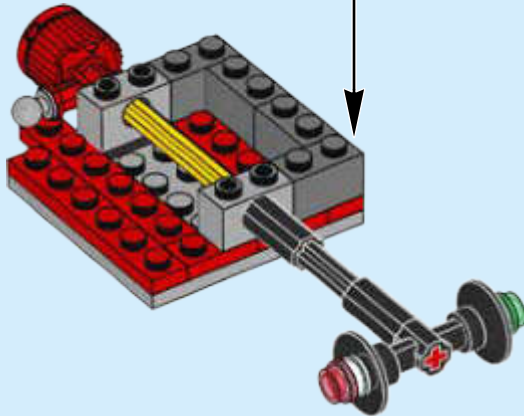
7





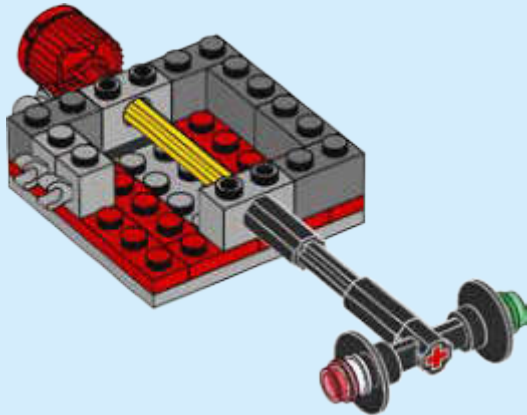
1x

22

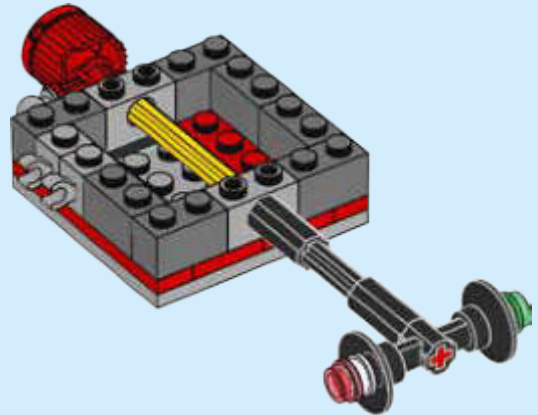




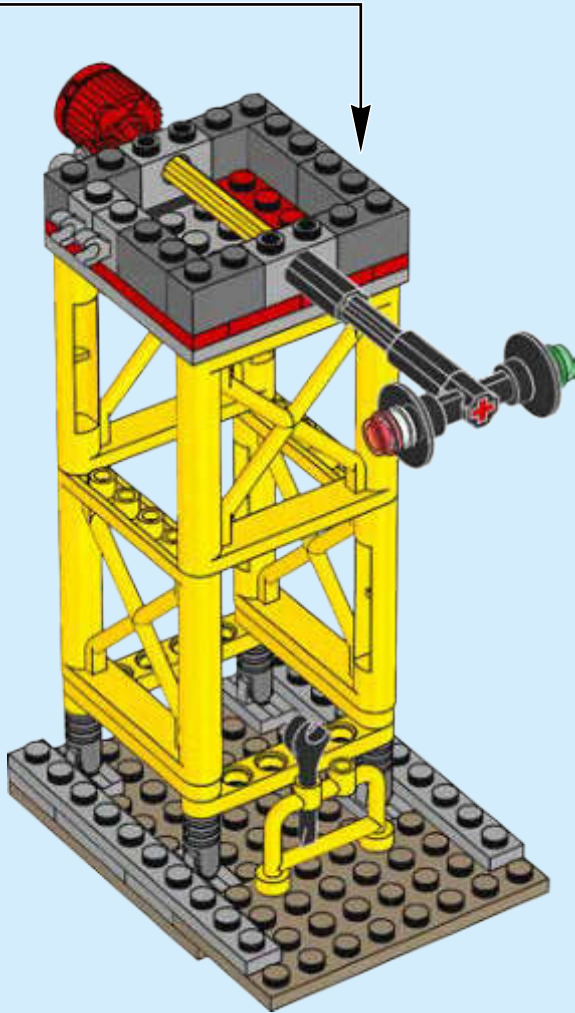
23



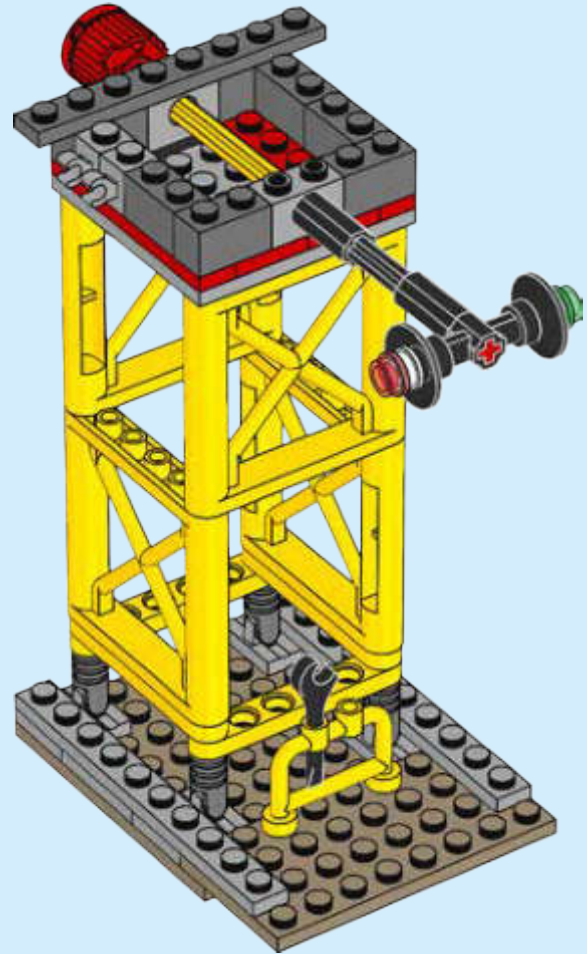

24





25

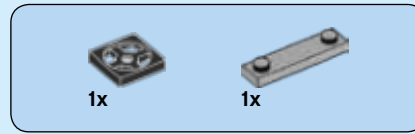



26




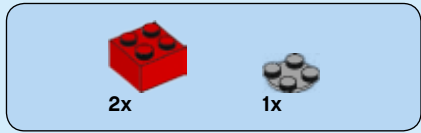


27


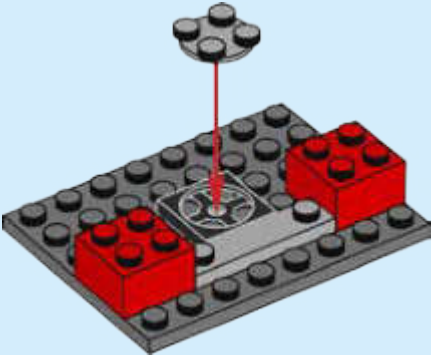


28

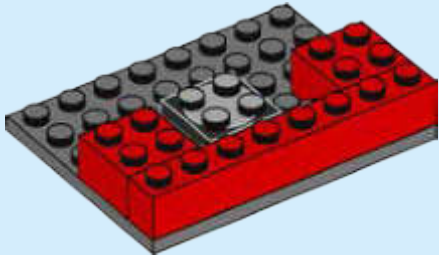


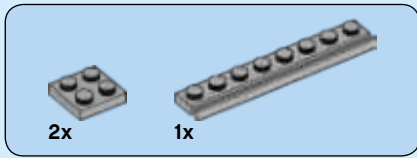


29

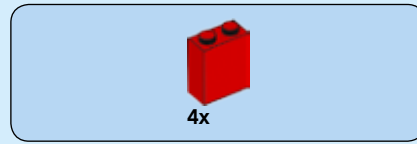
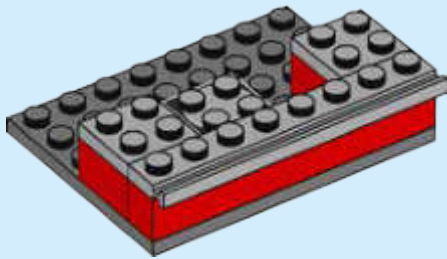


30

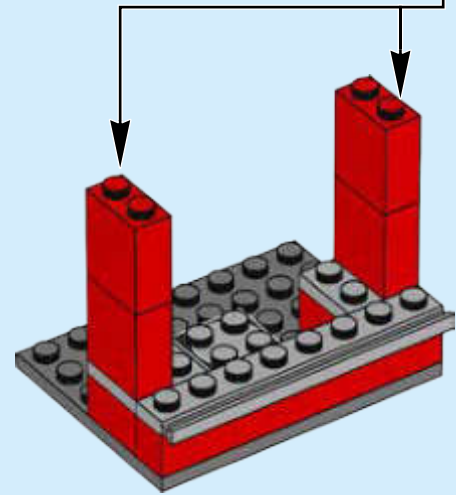
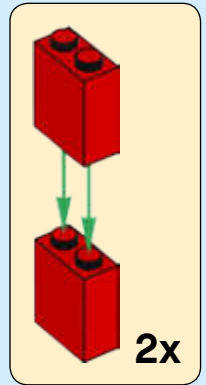


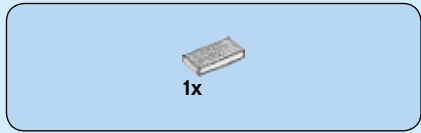


31

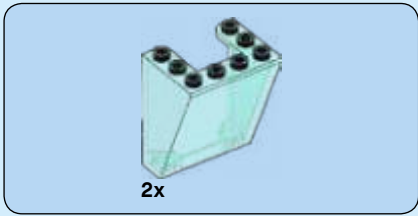
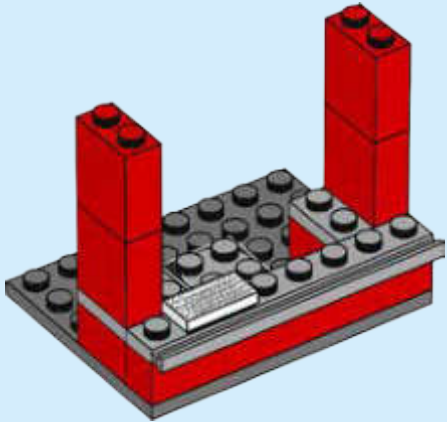


32

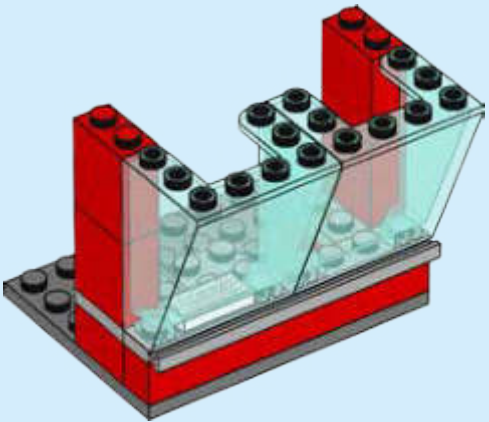


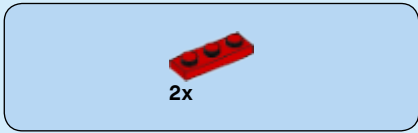


33

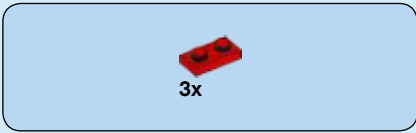
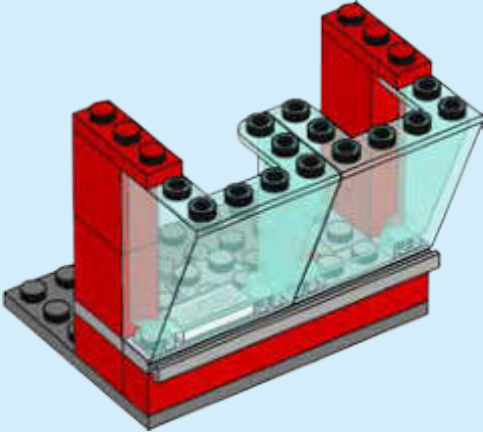


34

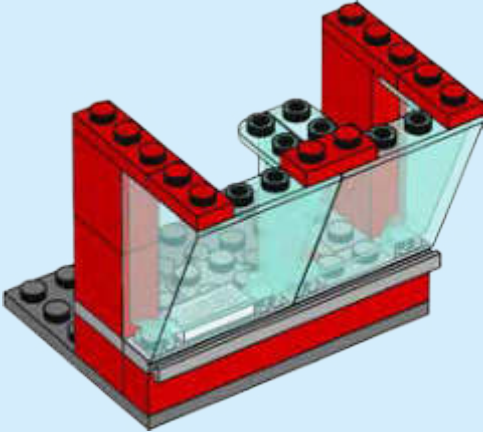




35



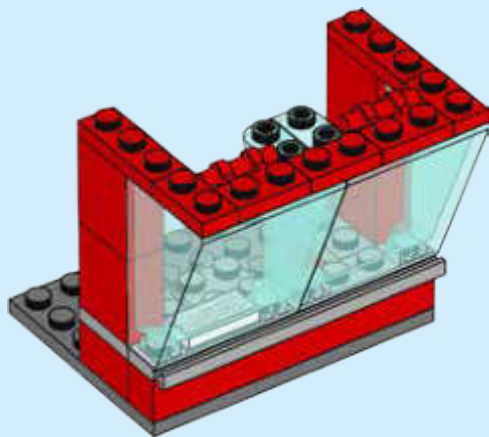
36





2x

37



1x



1x



1x



1x



1x

38

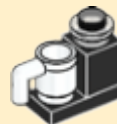
1



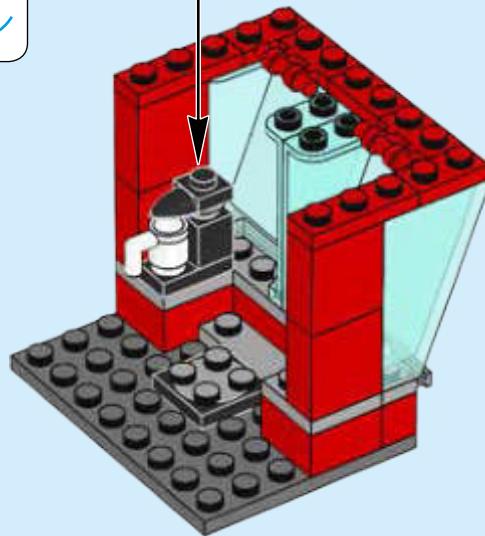
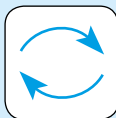
2



3

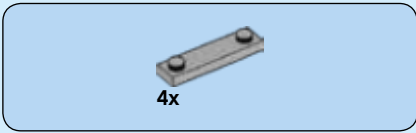
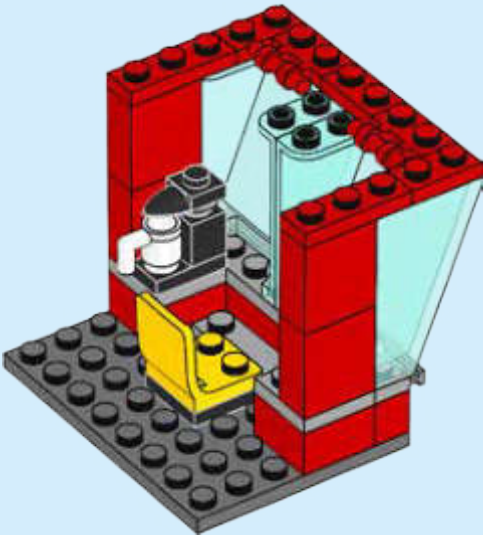


4

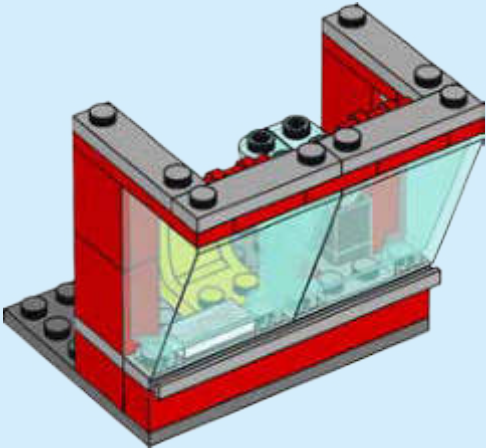


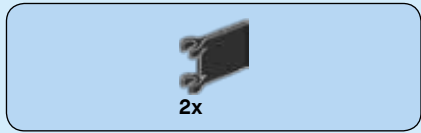


39

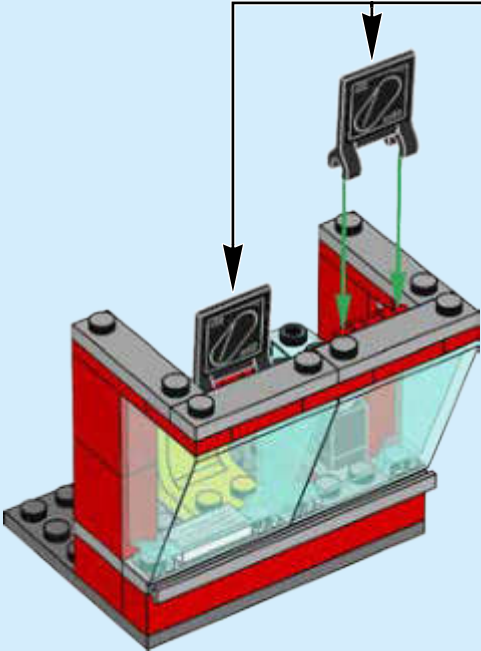
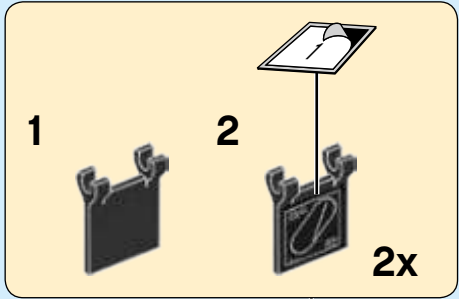


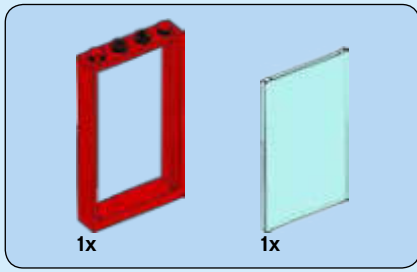
40



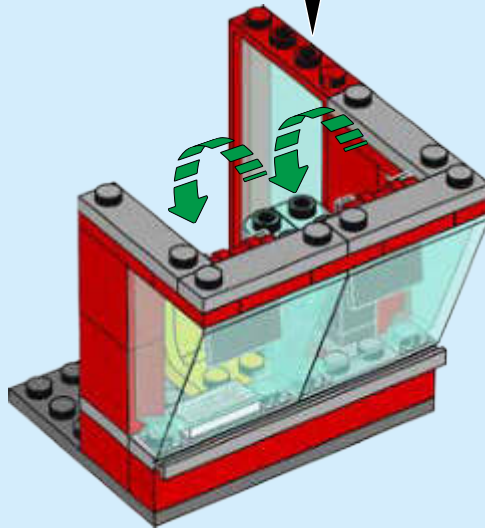
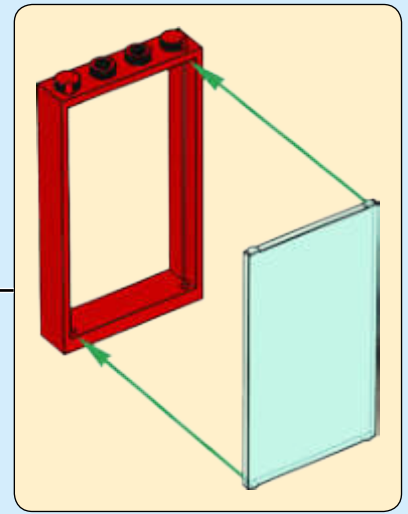


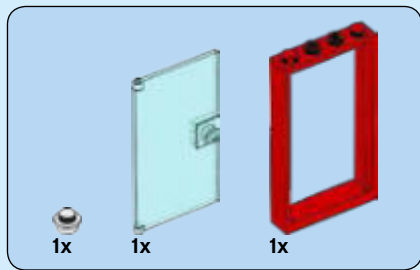
41



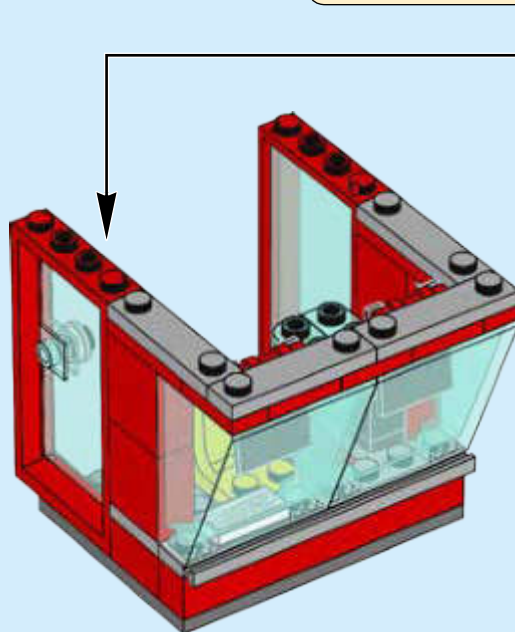
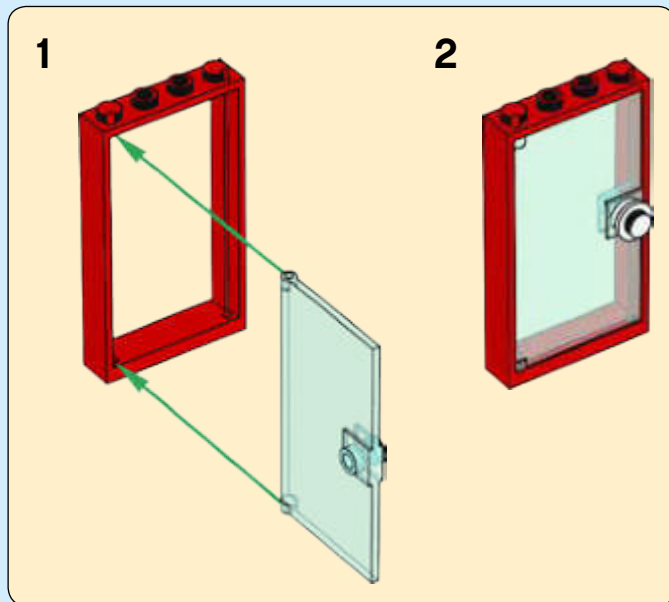



42




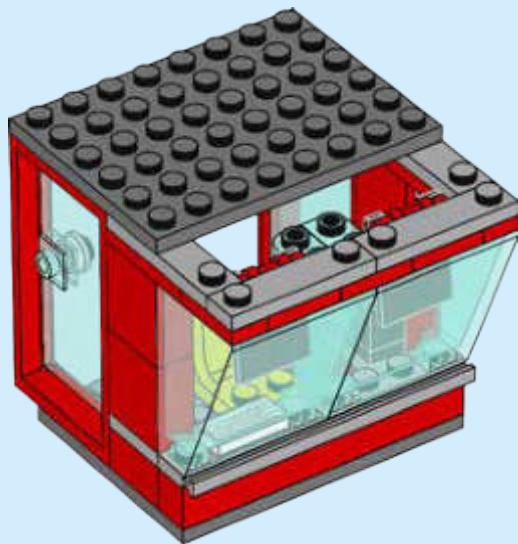


43

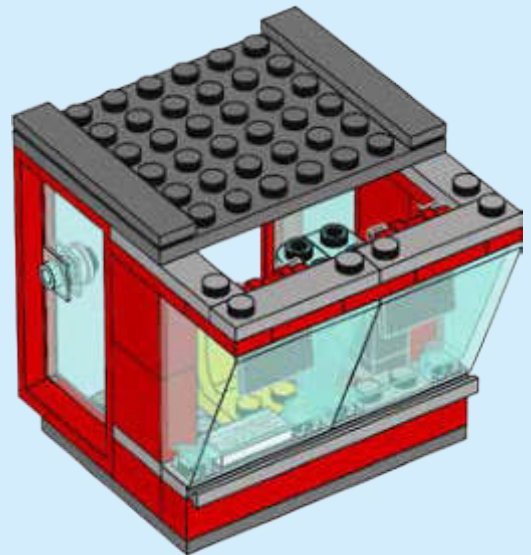





44

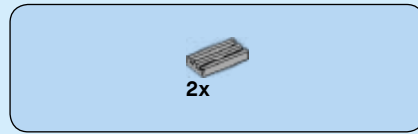
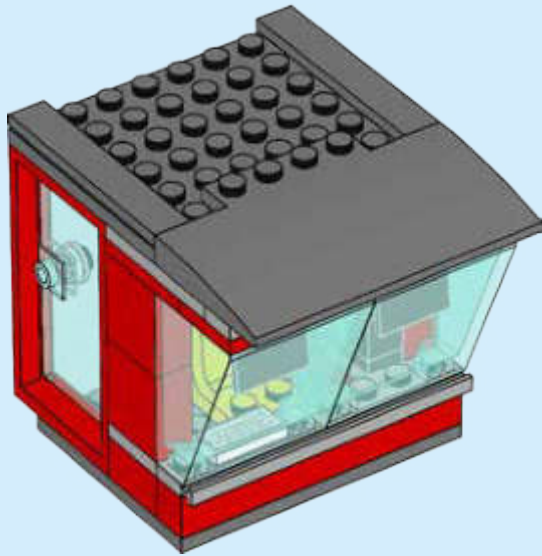


45

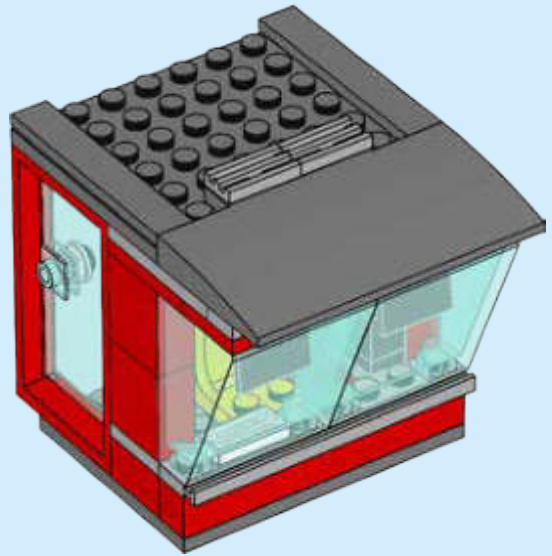




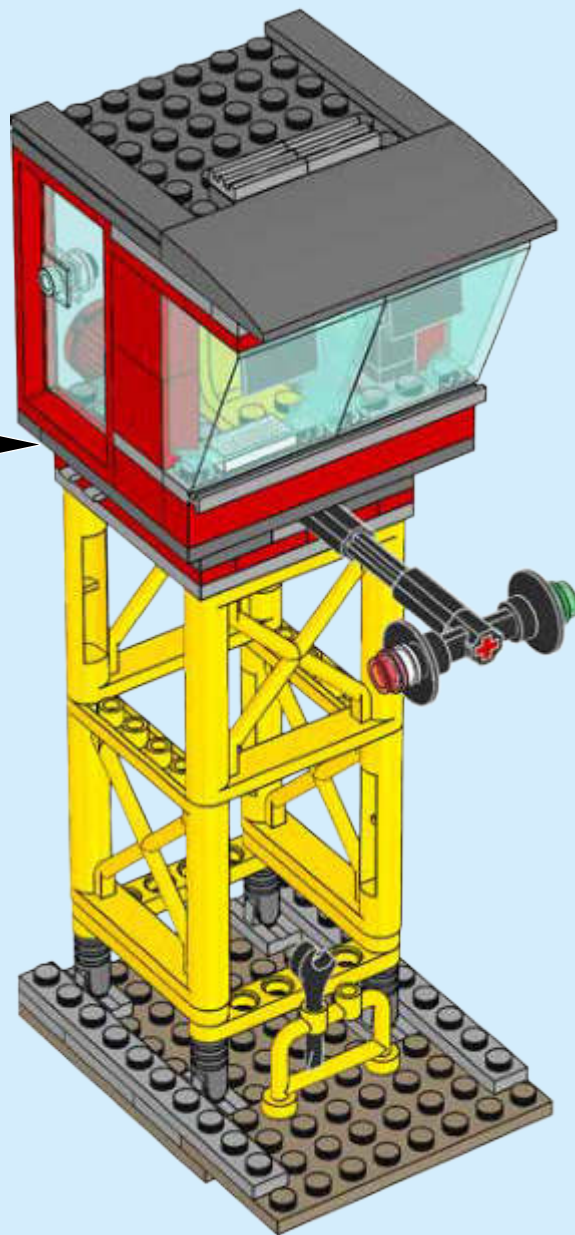
46





47





48

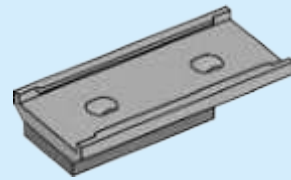


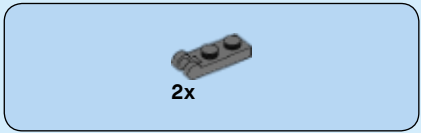


49

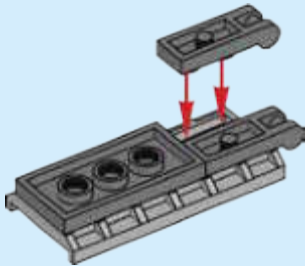


50

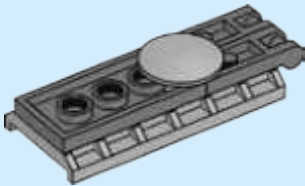


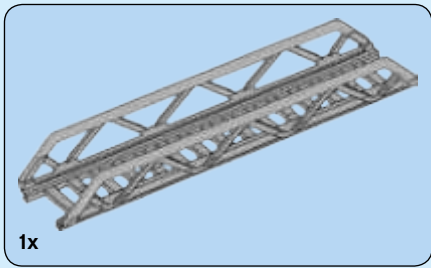


51

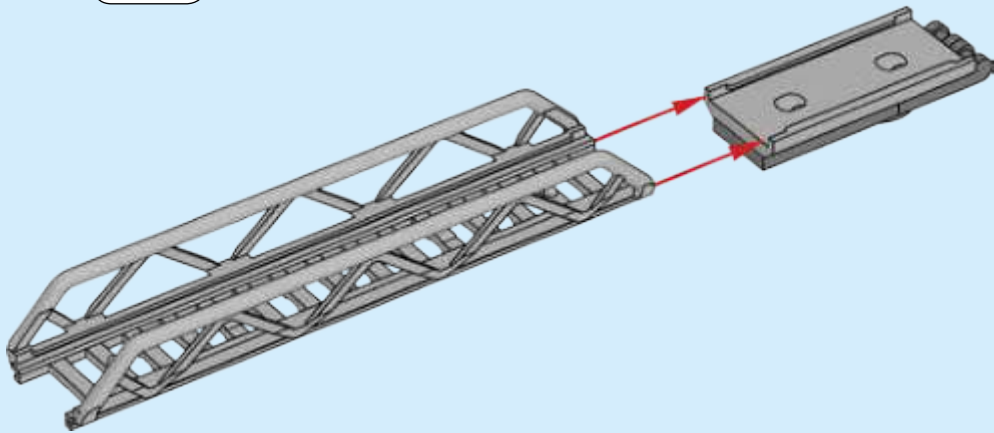
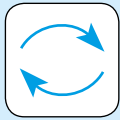


52

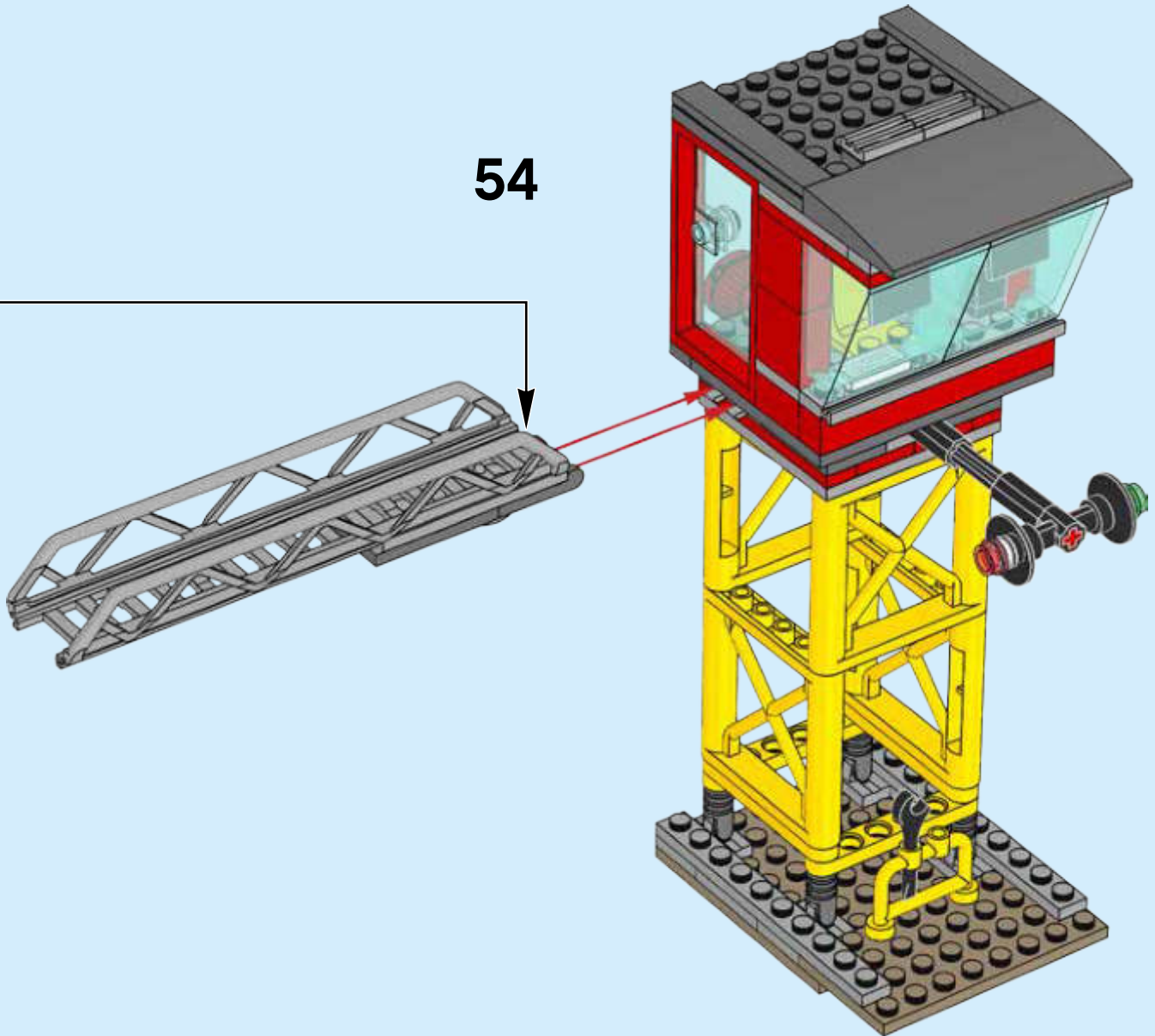




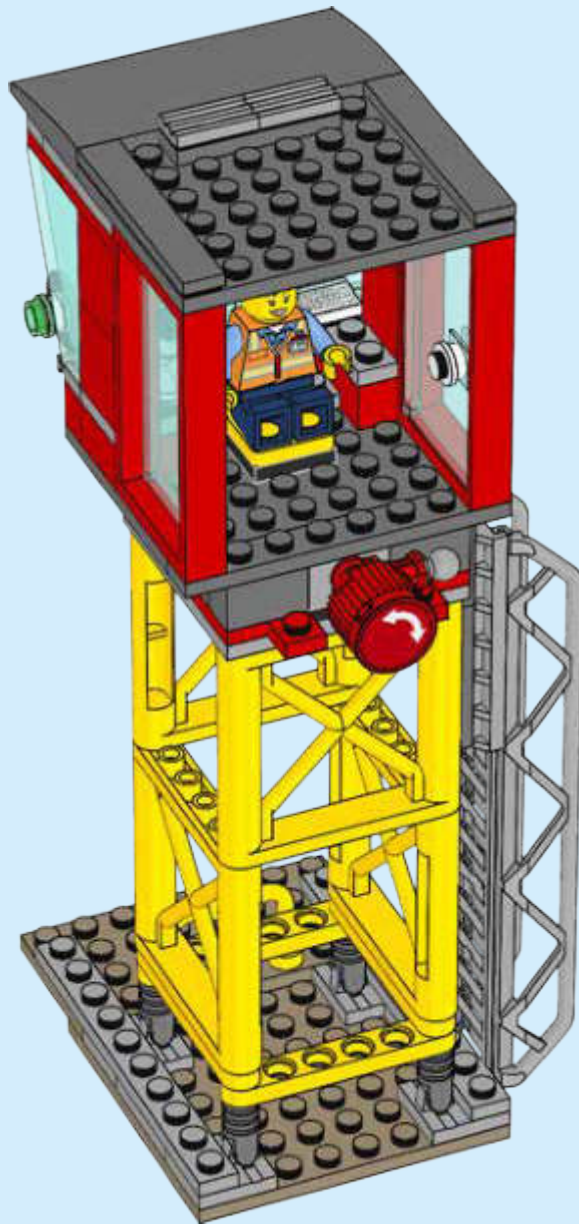
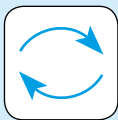
53




54



55







CITY



60198



60197



60238



60205



CITY



1 x 60238
+
1 x 60198




3x
 614101
2x
 302401
2x
 407001
4x
 300501
1x
 4659665
1x
 4544140
4x
 4563684
3x
 6044691
3x
 4650644
1x
 4515337
2x
 6034044
2x
 4507685
1x
 6051511
2x
 302301
1x
 4293350
8x
 6178921
5x
 300401
1x
 4585458
2x
 4262011
2x
 306901
2x
 4611700
1x
 4537987
1x
 4506667
4x
 4222017
6x
 6047220
2x
 6126046
1x
 4527637

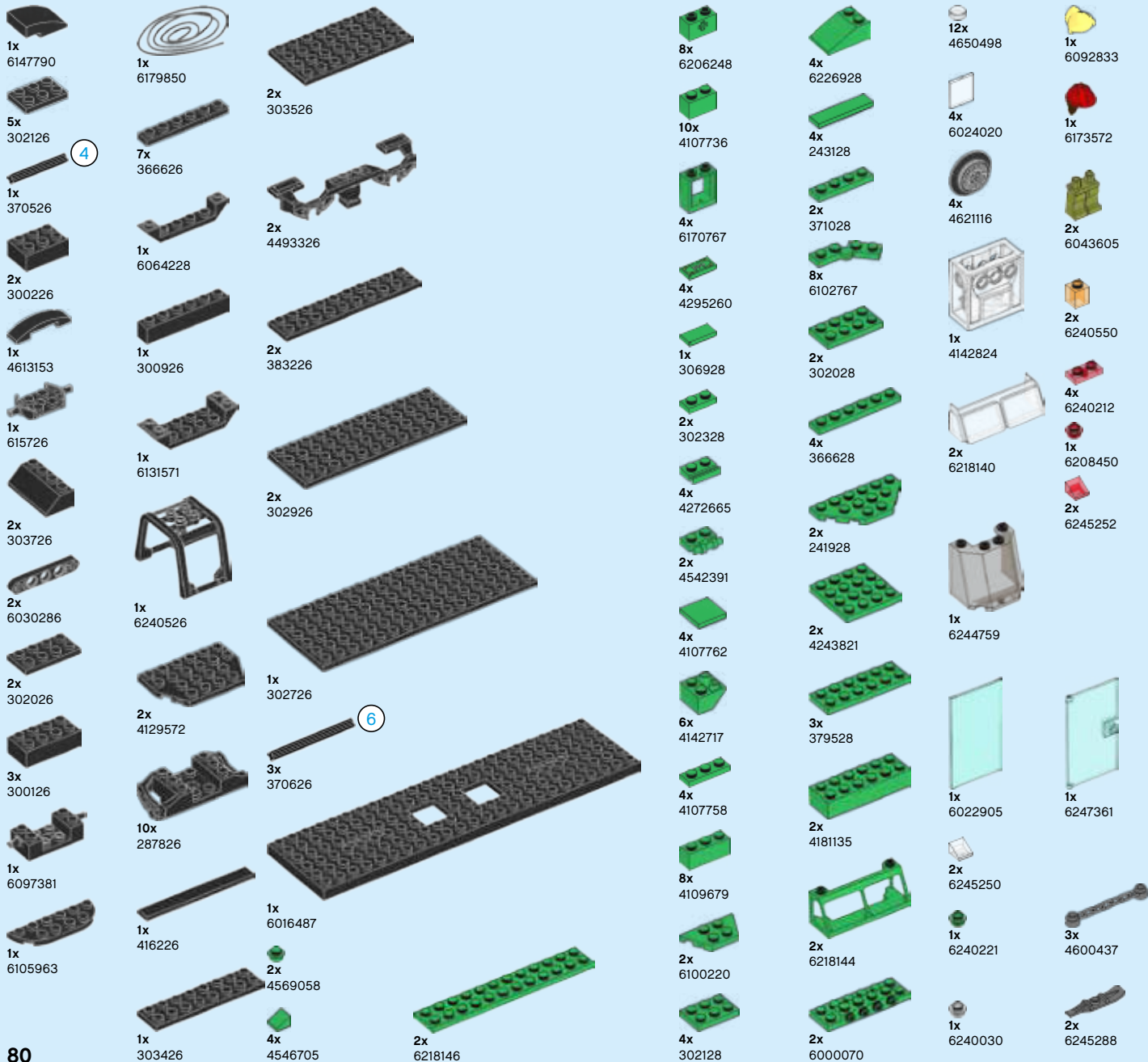
1x
 4506668
2x
 4558168
2x
 4568956
2x
 6035762
2x
 243101
2x
 6079140
1x
 6218531
2x
 4585040
2x
 663601
1x
 6106183
4x
 366601

1x
 4611927
2x
 6030965
2x
 6058182
3x
 379501
1x
 4261565
2x
 300801
1x
 346001
2x
 416201
1x
 4514842

2x
 246501
1x
 6138630
2x
 6013938
2x
 4624086
4x
 4201062
6x
 4113233
1x
 4113993
2x
 4114001
1x
 4113988
1x
 4249019

1x
 6036487
2x
 6030980
2x
 614121
4x
 302421
1x
 383321
1x
 6032178
8x
 4651524
11x
 4142865
1x
 6066342
1x
 4278275
1x
 4650646
1x
 4118897
11x
 302321
1x
 9552







2x
6009015



1x
6225504



1x
4582819



2x
4118782



8x
6092594



4x
6107197



2x
6024022



1x
6209772



1x
6152101



1x
4599456




2x
6031821



1x
4626904



2x
6170699



1x
6006524



1x
4570111



2x
4162916



2x
4528981



1x
6097420



1x
6217106



1x
4226869



6x
4646865



2x
4541710



2x
6065504



4x
6061685



2x
6134634



2x
6099714



2x
6172370



2x
6131583



1x
6133826



1x
6218142



1x
6178471



36x
4211166



3x
4216695



3x
4648118



2x
4211201



4x
4211211



16x
4542590



2x
4211622



2x
6011375



1x
4211375



2x
4535764



6x
4211764



1x
4211370



5x
4278273



1x
4540203



1x
6185471



7x
4211350



12x
4211357



1x
6066097



1x
4226995



1x
4211388



2x
4211440



4x
4515341



4x
4211564



1x
6015344



3x
6126082



2x
4211397



4x
4666449

2x
6212077

4x
4494475



2x
6003098



4x
4237084



4x
6018081



2x
6018081



2x
4211429



4x
6116608



5x
4211396



1x
4211636



1x
4211636



2x
4211445

2x
4211394

2x
4211394

5x
4599498

4x
4622803



6x
6059033



1x
4211569



2x
4211409



10x
4560183



2x
4211385



2x
4211695



8x
6081975



2x
4211549



1x
4612621



1x
6015349



1x
4565430



3x
4211392




2x
4211425




1x
4211498




4x
4211406



1x
4211474



2x
4251149



3x
4211407



4x
4211819



3x
4211405



3x
4211405

82



1x
6220718

4x
4210633

2x
6100030

2x
6071226

4x
4210719

4x
4521386

1x
4211051

1x
4210782

1x
4210788

6x
4210695

10x
4567887

2x
4210655

1x
4222693



7x
4211088



2x
6069164



49x
4210631



6x
6029948



2x
6000606



8x
4543086



1x
4261908



1x
4212529



5x
6146321



4x
4210697



8x
4210635



3x
4211055



1x
4211060



2x
4521187



1x
6133119



4x
6149768



1x
6102597



2x
6118832



1x
4211043



3x
4263176



4x
4260124



4x
4211103



4x
4211001



2x
6020825



2x
6092649



12x
4211053



2x
6226932



1x
6058407



2x
4542576



1x
6055166



1x
6000970



1x
4598769



4x
4219725



6x
4560184



4x
4211065



1x
4508553



2x
4211100



2x
4210651



2x
6112207



3x
4211002



1x
6058407



2x
6226932



1x
4542576



1x
6000970



1x
4542576



1x
4542576




1x
4542576



2x
4210998




2x
4211008



2x
4210967



1x
4210997




1x
6055166



3x
4210794




2x
4211122



1x
6000970




1x
4542576



1x
4542576




1x
4542576




1x
4542576



1x
4542576



1x
4542576



1x
4542576




1x
4542576


5.5




10x
4298979




1x
4256149




16x
4279717



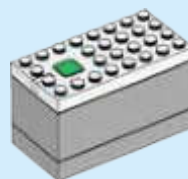
16x
6070018



1x
4594847



1x
6085213



1x
6197586




2x
6172142



6x
6172149



1x
6214560



1x
6214559



1x
6240515

Customer Service

Kundenservice

Service Consommateurs

Servicio Al Consumidor

LEGO.com/service or dial



: 00800 5346 5555

: 1-800-422-5346





CREATOR™

3 IN 1



31077



31083



31084



31085